



US00D649782S

(12) **United States Design Patent**
Chen et al.

(10) **Patent No.:** **US D649,782 S**

(45) **Date of Patent:** **** Dec. 6, 2011**

(54) **SPORTS BAG**

(75) Inventors: **Amy Chen**, Los Angeles, CA (US); **Jiale Jin**, Los Angeles, CA (US)

(73) Assignee: **T-A Creations, Inc.**, Los Angeles, CA (US)

(**) Term: **14 Years**

(21) Appl. No.: **29/370,119**

(22) Filed: **Jun. 7, 2010**

(51) **LOC (9) Cl.** **03-01**

(52) **U.S. Cl.** **D3/270**

(58) **Field of Classification Search** D3/215,
D3/218, 232-246, 254, 270; 150/100, 103-110,
150/113-114, 118-119

See application file for complete search history.

(56) **References Cited**

U.S. PATENT DOCUMENTS

2,099,853	A *	11/1937	Konelsky	150/118
3,108,627	A *	10/1963	Tatelman	150/103
D403,857	S *	1/1999	Grove	D3/233
D447,336	S *	9/2001	Bergkvist et al.	D3/242
D516,805	S *	3/2006	Suppancig	D3/246
7,721,778	B2 *	5/2010	Hess	150/119

* cited by examiner

Primary Examiner — Holly Baynham

(74) *Attorney, Agent, or Firm* — Duncan Palmatier

(57) **CLAIM**

The ornamental design for the sports bag, as shown and described.

DESCRIPTION

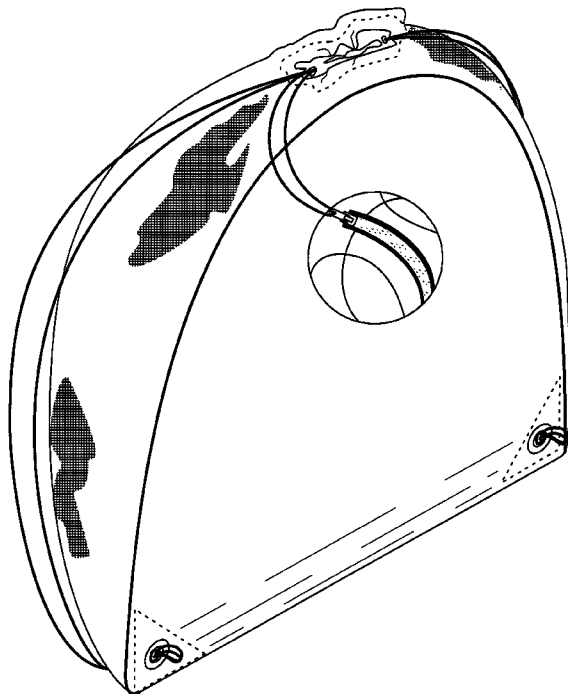
FIG. 1 is a rear view of a sports bag showing my new design, with a zippered pouch, having the appearance of a basketball, shown in front of the bag and attached by a tether to a top corner of the bag. The broken lines in FIG. 1 represent stitching.

FIG. 2 is a front view of the mesh front of the sports bag, with the pouch shown to the top right of the bag. The pouch is shown with the zipper open and with personal items, in this case, keys, shown inside the pouch. The keys are shown in broken lines and are for purposes of illustrating environmental structure and form no part of the claimed design. The broken lines shown near the top of the mesh bag represent stitching.

FIG. 3 is rear perspective view of the sports bag, showing the drawstring pulled to close the top opening of the bag, with the attached pouch dangling in front of the rear of the bag. The broken lines shown near the top opening of the mesh bag and the bottom corners of the bag represent stitching; and,

FIG. 4 is a perspective view of the pouch, showing the zipper partially open and the mesh bag stuffed into the pouch.

1 Claim, 4 Drawing Sheets



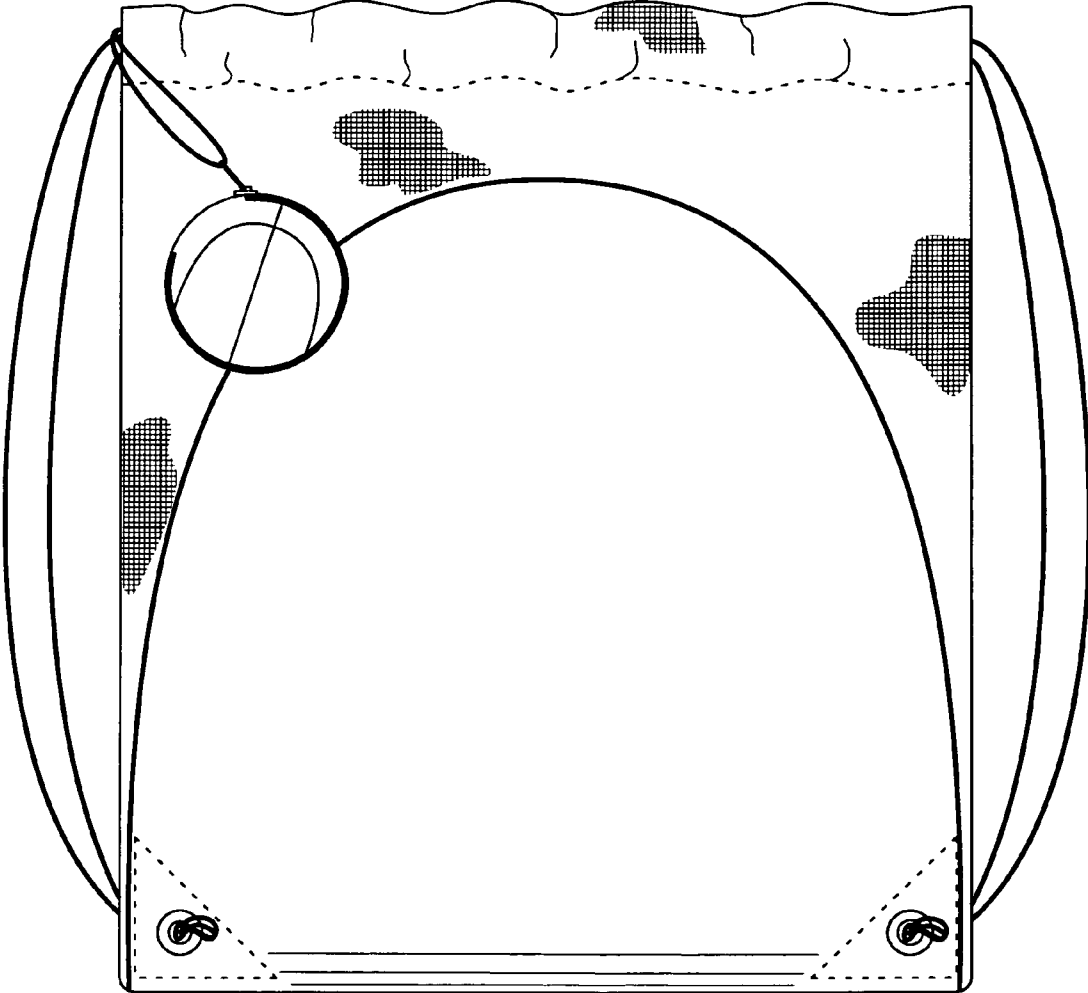


FIG. 1

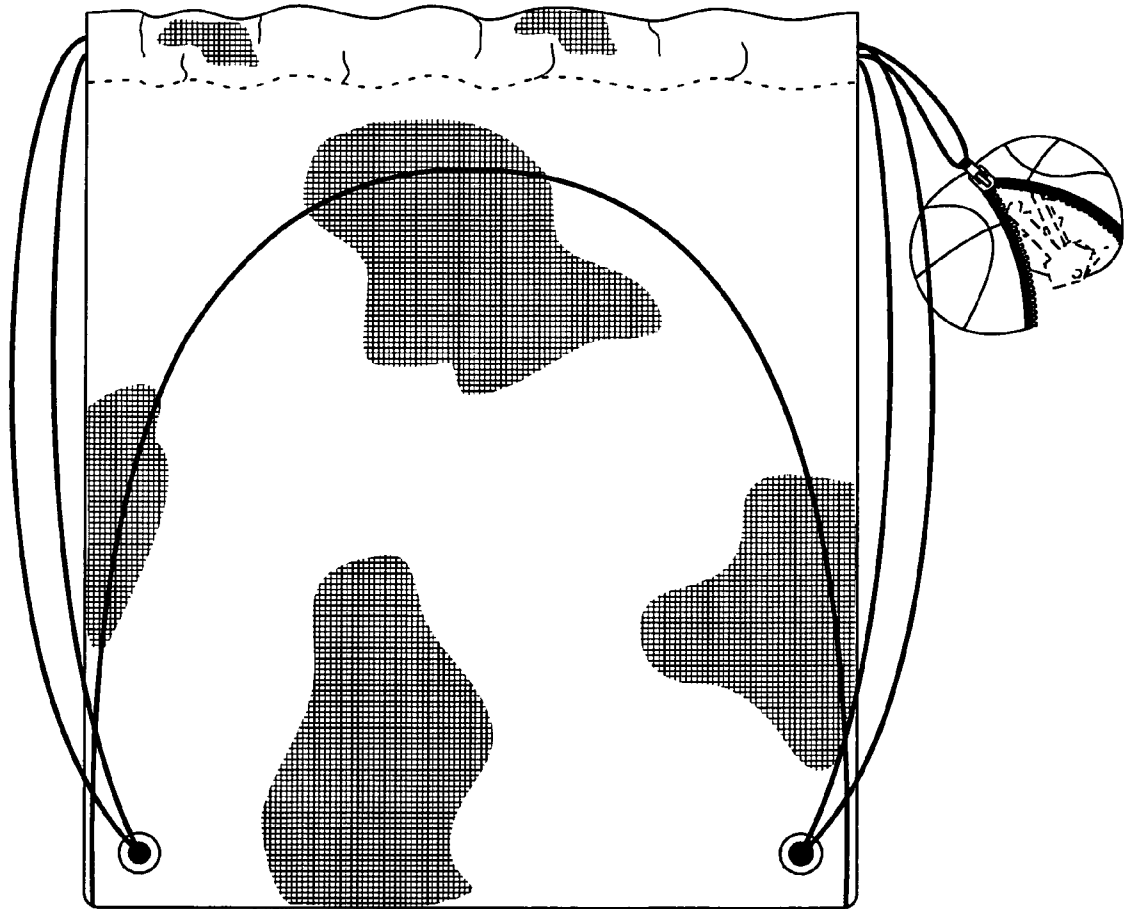


FIG. 2

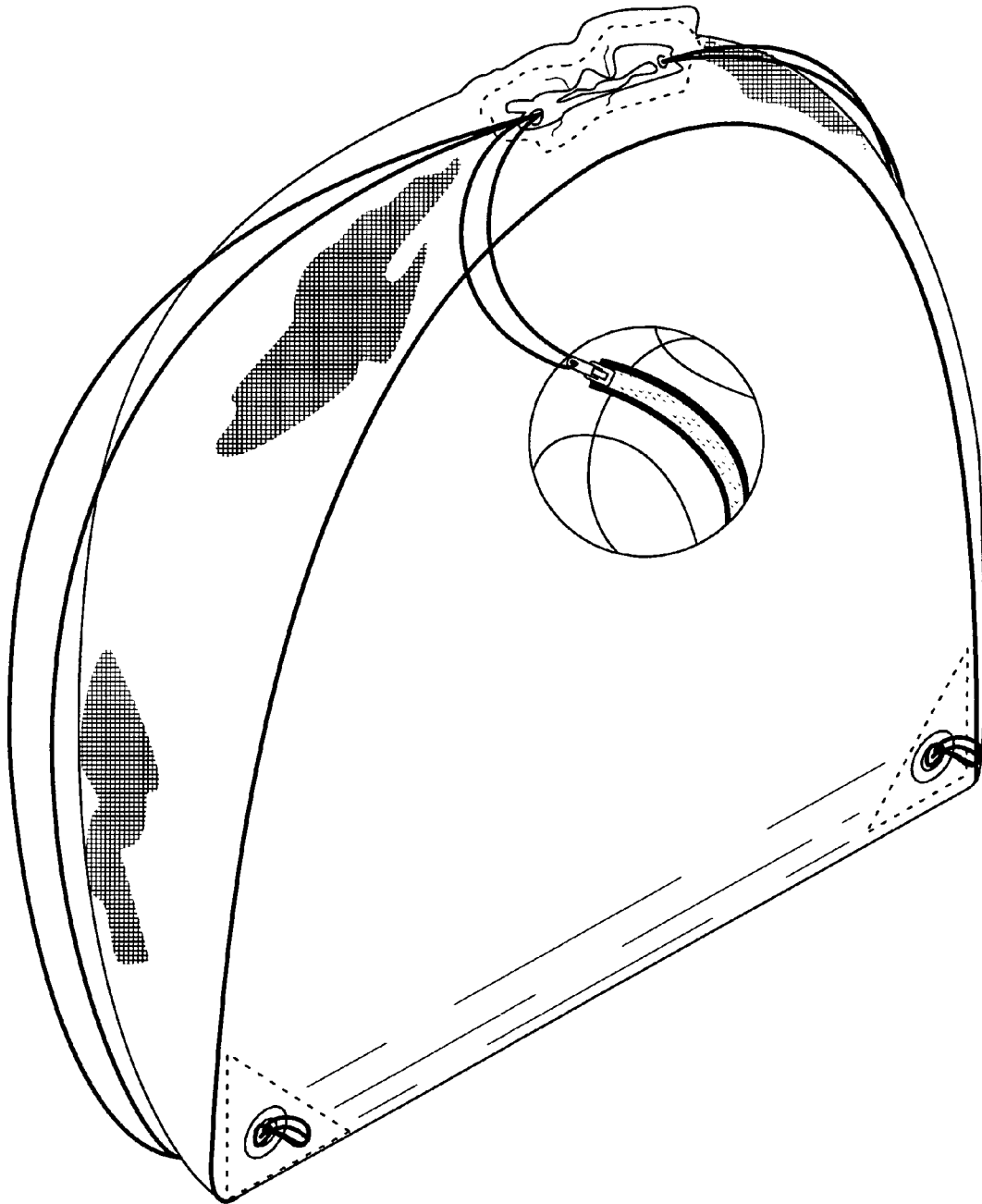


FIG. 3

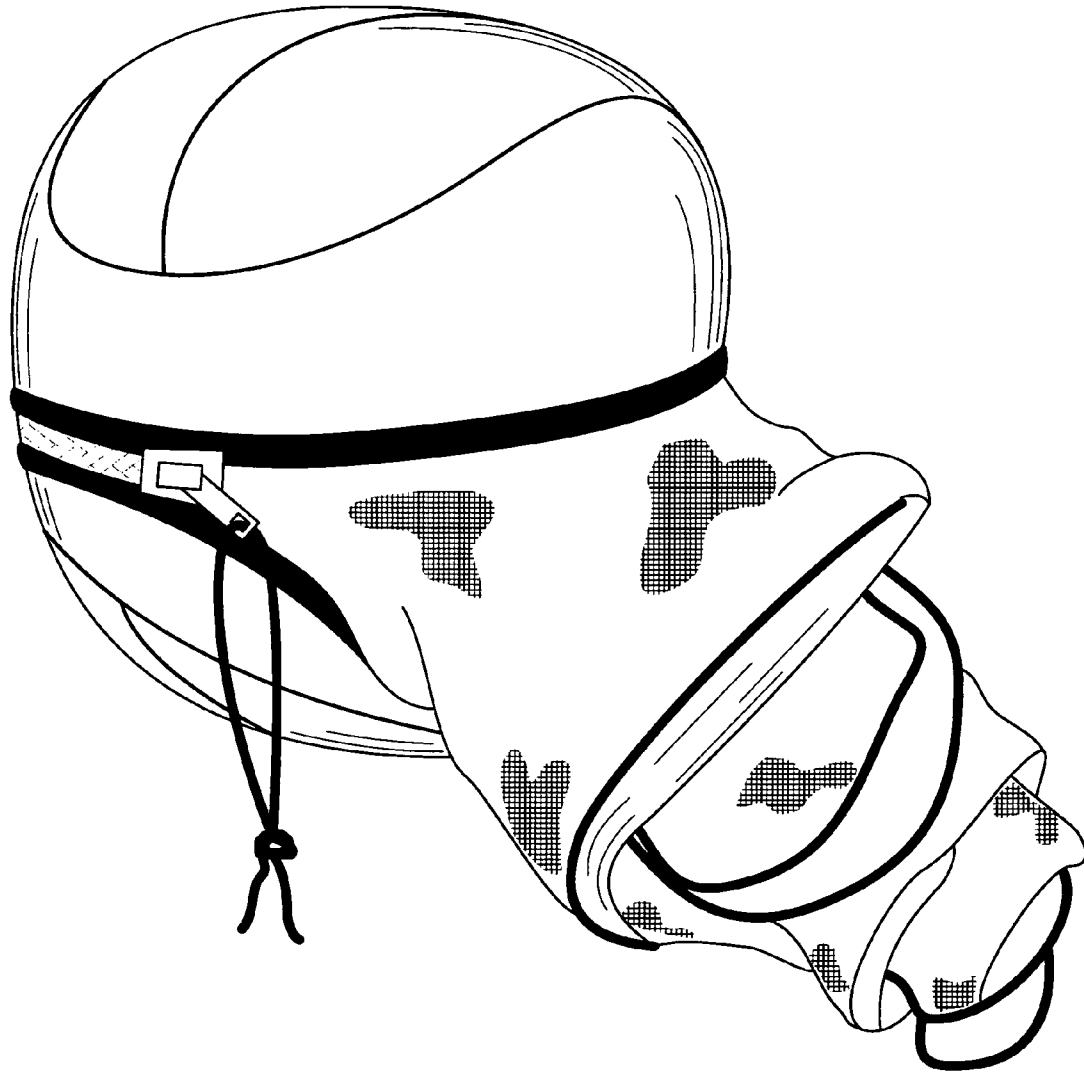


FIG. 4