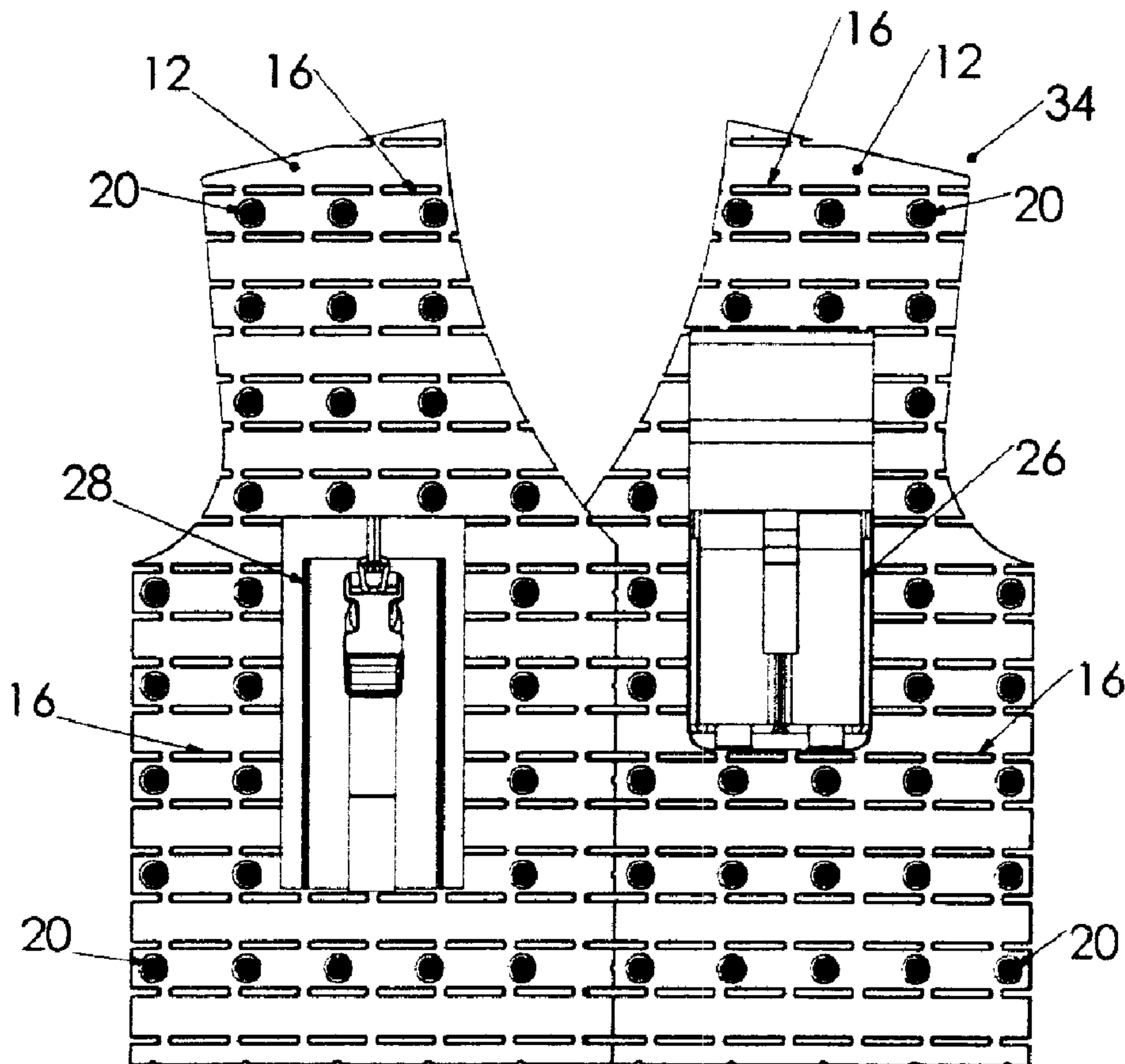




(22) Date de dépôt/Filing Date: 2006/10/02
 (41) Mise à la disp. pub./Open to Public Insp.: 2007/04/07
 (45) Date de délivrance/Issue Date: 2009/12/29
 (30) Priorité/Priority: 2005/10/07 (US11/245,902)

(51) Cl.Int./Int.Cl. *A41D 27/20* (2006.01),
A41D 1/04 (2006.01), *A41D 13/00* (2006.01),
A44B 17/00 (2006.01), *A44B 18/00* (2006.01),
A45F 5/02 (2006.01), *F41H 1/00* (2006.01)
 (72) Inventeur/Inventor:
 CARLSON, RICHARD A., US
 (73) Propriétaire/Owner:
 SAFARI LAND LTD., INC., US
 (74) Agent: FETHERSTONHAUGH & CO.

(54) Titre : TISSU POUR GILETS PORTEURS POURVUS D'UN SYSTEME D'ATTACHE DE POCHE
 (54) Title: FABRIC FOR LOAD BEARING VESTS HAVING A POCKET FASTENING SYSTEM



(57) Abrégé/Abstract:

A loop fabric sheet for a load bearing vest having a rotary die cut pattern including an array of holes extending through the sheet for receipt of snaps to interface with a Snap Grid removable pocket and an array of slots extending through the fabric sheet to accommodate straps for a Molle system removable pocket.

ABSTRACT OF THE DISCLOSURE

5 A loop fabric sheet for a load bearing vest having a rotary die cut pattern including an array of holes extending through the sheet for receipt of snaps to interface with a Snap Grid removable pocket and an array of slots extending through the fabric sheet to accommodate straps for a Molle system removable pocket.

10

15

20

25

30

35

FABRIC FOR LOAD BEARING VESTS HAVING A POCKET FASTENING SYSTEM

5 BACKGROUND OF THE INVENTION

10 The present invention relates generally to fabric for a load bearing vest having a fastener for attaching objects, and, more particularly, to a fabric fastening system that securely mounts removable pockets to an outer surface of a vest. It is well recognized that certain types of modular load bearing vests and backpacks with modular pockets employ some type of fastening system to hang the removable pockets on the exterior of the vest. In particular applications such as military, law enforcement, or sporting applications, there is
15 a need to be able to position necessary pockets or other such objects where they are most useful to the individual user, as well as providing their ability to be moved to a different position as necessary for different applications.

20 Examples of types of fastening systems used to removably attach pockets to a garment include the use of hook and loop fasteners, keepers with slides, buttons, snap fasteners, and soft snap devices. Generally, the most common removable pocket fastening systems, particularly for use with ballistic vests and tactical gear, are the Molle and Snap Grid systems.
25 The Snap Grid system uses a plurality of snaps formed on a hook fabric on the pocket which mates with posts positioned on a loop fabric on the vest. A removable pocket allows the user to tailor their garment to best fit their needs, replace worn out pockets, or exchange pockets more suitable for a
30 particular application.

35 The Molle system for attaching a removable pocket to a garment includes the use of a flexible, yet somewhat rigid strap being attached to the pocket and threaded or interwoven between a plurality of horizontal webbings sewn onto the outer

surface of the vest. A problem associated with this technique is the difficulty and time consuming nature of sewing a plurality of webbings on the vest to receive the straps to secure the pocket to the garment. Consequently, a need exists for an improved fabric for a fastening system to attach removable pockets to the outer surface of a garment which is easy and inexpensive to manufacture and reliable for multiple applications.

10 SUMMARY OF THE INVENTION

Accordingly, the present invention provides a hook compatible fabric sheet having a first array of holes through the fabric sheet spaced in a matrix to accommodate a removable pocket and a second array of slots through the fabric sheet spaced in a matrix to accommodate a second removable pocket.

The fabric for a load bearing vest having a fastening system for removable pockets of the present invention overcomes the problems associated with previous fabric and is inexpensive to manufacture. The fabric is a loop sheet (of the hook and loop fastening variety) constructed with a rotary die cut pattern designed to interface with the Molle and Snap Grid pouch attachment systems. The loop fabric is hook compatible and the rotary die cut pattern is a series of slots and holes that are spaced to accommodate both pocket attachment platforms. Metallic snaps having a post and a stud can easily be placed into the pilot holes to create the proper system to accept the standard snap matrix pouches. The fabric includes a matrix of 1/8" pilot holes spaced in a 2" x 2" matrix for the Snap Grid fastening system, and a series of 1 1/4" x 1/8" slots spaced apart 1 1/2"

horizontally and 1" vertically which is designed to accept the web weave straps of the Molle fastening system.

An advantage of the fabric of the present invention is a substantial labor savings in the production process as it eliminates cutting webbing to be positioned and bar tacked at 1½" intervals to create loops for the straps for the Molle system. The fabric is load bearing and can be cut to size and ready to accept the fastening system pouches as cut. The positions of the pilot holes for the snap grid are pre-indexed so that only the pressing on of the snaps needs to be completed. The resulting fabric can be fabricated into simple load bearing vests or added to more complex armor systems.

The present invention also provides a carrier for a vest comprising: a loop fabric sheet having a plurality of holes extending through the loop fabric sheet in a first grid array and a plurality of slots extending through the loop fabric sheet in a second grid array; and a fastener positioned in each hole in the first grid array on the loop fabric sheet.

The present invention also provides a ballistic vest comprising: a front panel; a back panel; and a fabric sheet positioned on an outer surface of at least one of the front panel or back panel, the fabric sheet having a grid array of holes extending through the sheet containing a fastener and the fabric sheet further having a second grid array of slots extending through the fabric sheet.

For a better understanding of the present invention, together with other features and components, reference is

made to the following description taken in conjunction with the accompanying drawings.

BRIEF DESCRIPTION OF THE DRAWINGS

5 Fig. 1 is a top view of a fabric of the present invention;

Fig. 2 is a cross sectional view of Fig. 1 taken along line A-A;

Fig. 3 is a back view of a Snap Grid pocket;

10 Fig. 4 is a back view of a Molle system pocket; and

Fig. 5 is a front view of the fabric of Fig. 1 incorporated into a ballistic vest.

DETAILED DESCRIPTION OF THE INVENTION

15 The fabric 10 of the present invention is shown in Figs. 1 and 2. The fabric is a loop sheet 12 which is hook compatible and contains a rotary die cut pattern 14 to provide an interface with the snap grid and Molle pouch attachment systems commonly used for a load bearing
20 vest. The rotary die cut pattern includes a series of slots 16 and pilot holes 18 that are spaced to accommodate both the Snap Grid and Molle pocket platforms.

Preferably, the pilot holes 18 are 1/8" in diameter
25 and are spaced on a 2" x 2" matrix across the fabric sheet 12. Metallic snaps 20 having a post 22 and a stud 24 are secured

in the pilot holes to create the proper system to accept the Snap Grid pouches.

5 The slots 16 are positioned in an array across the fabric sheet 12 and preferably are a series of 1¼" wide x 1/8" tall slots which are spaced 1½" horizontally and 1" vertically apart. The array of slots creates a pattern designed to accept the Molle system pouches. Typically the fabric sheet would be rotary die cut onto a roll having the slot and pilot hole pattern so that the fabric can be cut to size according to the specific application. The positions of the pilot holes 18 for the Snap Grid are pre-indexed.

15 Referring to Figs. 3, 4 and 5, the Snap Grid pouch 26 and the Molle system pouch 28 are illustrated. The Snap Grid pouch includes a female snap 30 positioned in each corner of the backface 32 of the pouch. As previously indicated, the snap posts are positioned in the pre-indexed pilot holes so that the pouch 26 can be attached to the fabric sheet 12 of a load bearing vest 34. Backface 32 of the Snap Grid pouch is a hook fabric which also assists in securing the pocket on the fabric sheet 12. Load bearing vest 34, for example can be a ballistic vest.

20 With respect to the Molle system pouch 28, the pouch includes straps 36 sewn along the top edge 38 of backface 40. Straps 36 have a free end 42 opposite of their attachment point along edge 38. The Molle system pouch is then attached to the loop sheet 12 by threading or weaving the free end 42 of the straps 36 through slots 16 on the vest. The straps are interleaved in and out of the slots and the backface 40 also is a hook material which assists in securing the pouch to the fabric sheet.

30 Although the present invention has been described and illustrated with respect to a fabric sheet for a pocket

35

5 attachment system for a vest, it should be understood that the
present invention is applicable for other types of containers
or attachments for various garments or wearing apparel, such
as shirts, jackets, pants, backpacks, or boots. In addition,
although this invention has been described with reference to a
particular embodiment, it is to be understood that the
invention is not to be so limited and is capable of further
10 and other embodiments within the scope of the claims appended
hereto.

15

20

25

30

35

THE EMBODIMENTS OF THE INVENTION IN WHICH AN EXCLUSIVE PROPERTY OR PRIVILEGE IS CLAIMED ARE DEFINED AS FOLLOWS:

1. A hook compatible fabric sheet having a first
5 array of holes through the fabric sheet spaced in a matrix to accommodate a removable pocket and a second array of slots through the fabric sheet spaced in a matrix to accommodate a second removable pocket.

10 2. The fabric sheet of claim 1 wherein the first array of holes and the second array of slots are formed by a rotary die cut operation.

15 3. The fabric sheet of claim 1 or 2 wherein the first array of holes are spaced vertically and horizontally in a 2" matrix.

20 4. The fabric sheet of claim 1, 2 or 3 wherein a post of a snap is positioned in each hole in the array.

5. The fabric sheet of any one of claims 1 to 4 wherein the fabric sheet is a loop material.

25 6. The fabric sheet of any one of claims 1 to 5 wherein the slots are spaced $1\frac{1}{2}$ " horizontally and 1" vertically.

7. A carrier for a vest comprising:
30 a loop fabric sheet having a plurality of holes extending through the loop fabric sheet in a first grid array and a plurality of slots extending through the loop fabric sheet in a second grid array; and

a fastener positioned in each hole in the first grid array on the loop fabric sheet.

8. The carrier of claim 7 further comprising a removable pocket having a plurality of fasteners for mating with the fasteners on the fabric sheet of the carrier.

9. The carrier of claim 8 wherein the fasteners are snaps.

10. The carrier of claim 8 or 9 further comprising a second removable pocket having at least one strap attached to the second removable pocket which is threaded through a portion of the slots in the loop fabric sheet.

11. The carrier of any one of claims 7 to 10 wherein the slots are spaced $1\frac{1}{2}$ " horizontally and 1" vertically.

20

12. The carrier of any one of claims 7 to 11 wherein the first grid array of holes is a 2" x 2" matrix.

13. The carrier of any one of claims 7 to 12 wherein the holes and the slots are rotary die cut.

14. A ballistic vest comprising:
a front panel;
a back panel; and
a fabric sheet positioned on an outer surface of at least one of the front panel or back panel, the

30

fabric sheet having a grid array of holes extending through the sheet containing a fastener and the fabric sheet further having a second grid array of slots extending through the fabric sheet.

5

15. The ballistic vest of claim 14 further comprising a removable pocket having a plurality of fasteners attached to the fasteners located in the grid array of holes on the fabric sheet.

10

16. The ballistic vest of claim 14 further comprising a removable pocket having at least one strap threaded through a portion of the slots in the second grid array on the fabric sheet.

15

17. The ballistic vest of claim 14, 15 or 16 wherein the fabric sheet is a hook compatible loop material.

20

18. The ballistic vest of any one of claims 14 to 17 wherein the slots are spaced $1\frac{1}{2}$ " horizontally and 1" vertically.

25

19. The ballistic vest of any one of claims 14 to 18 wherein the grid array of holes is a 2" x 2" matrix.

20. The ballistic vest of any one of claims 14 to 19 wherein the holes and the slots are rotary die cut.

FIG. 2

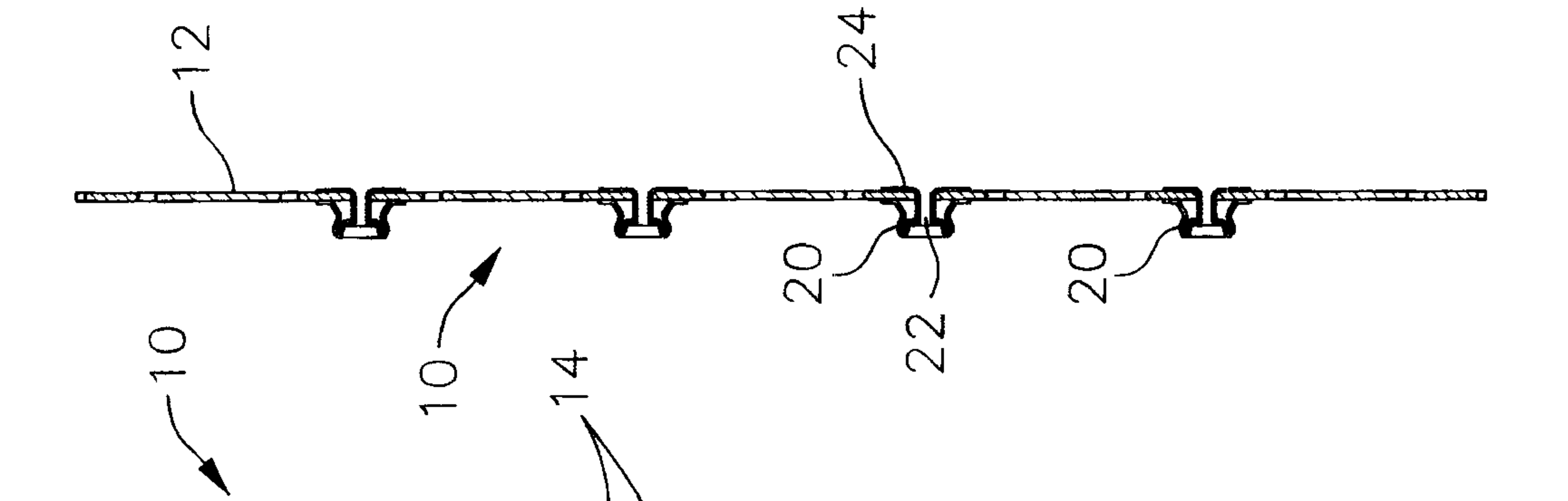
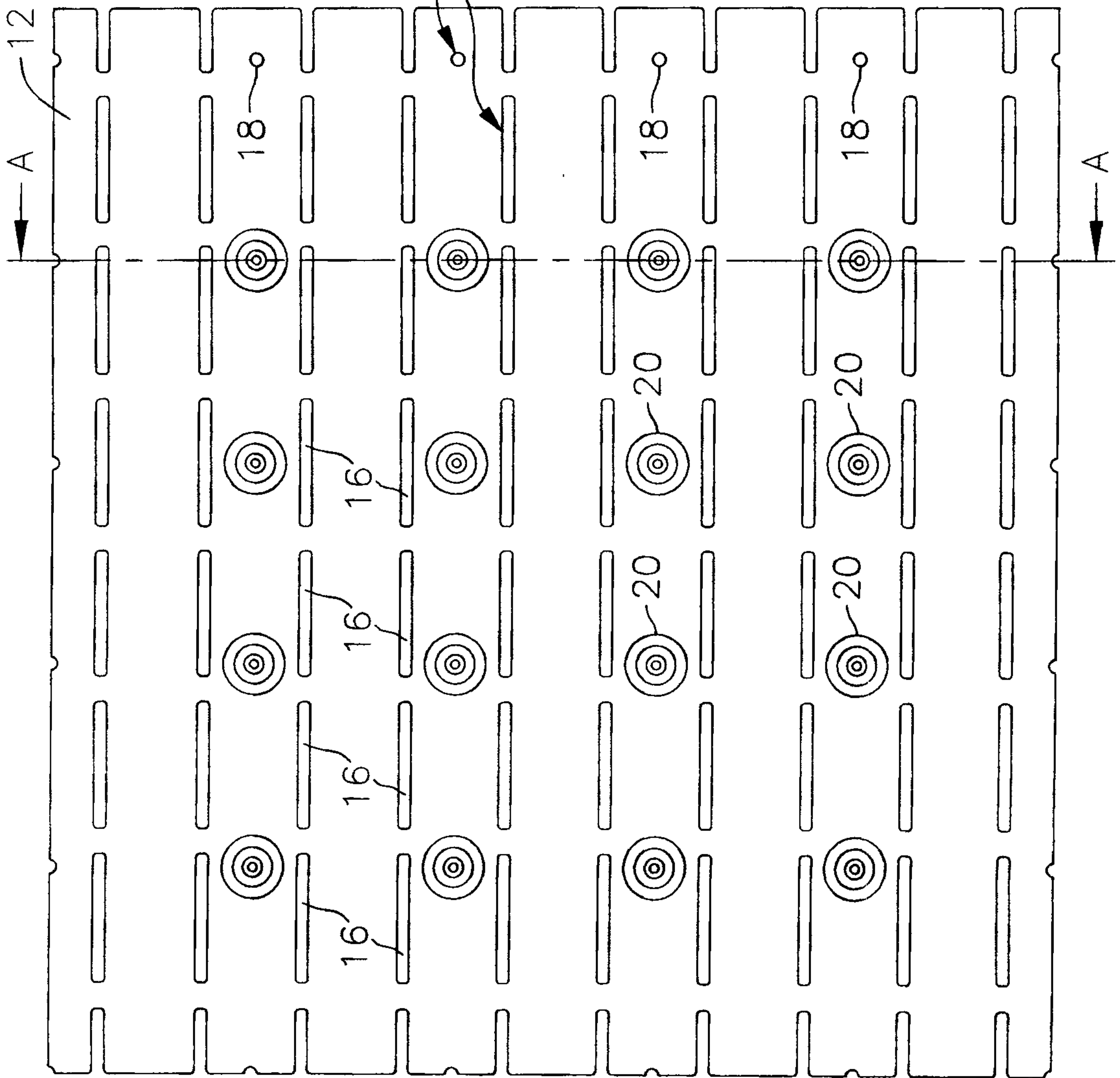


FIG. 1



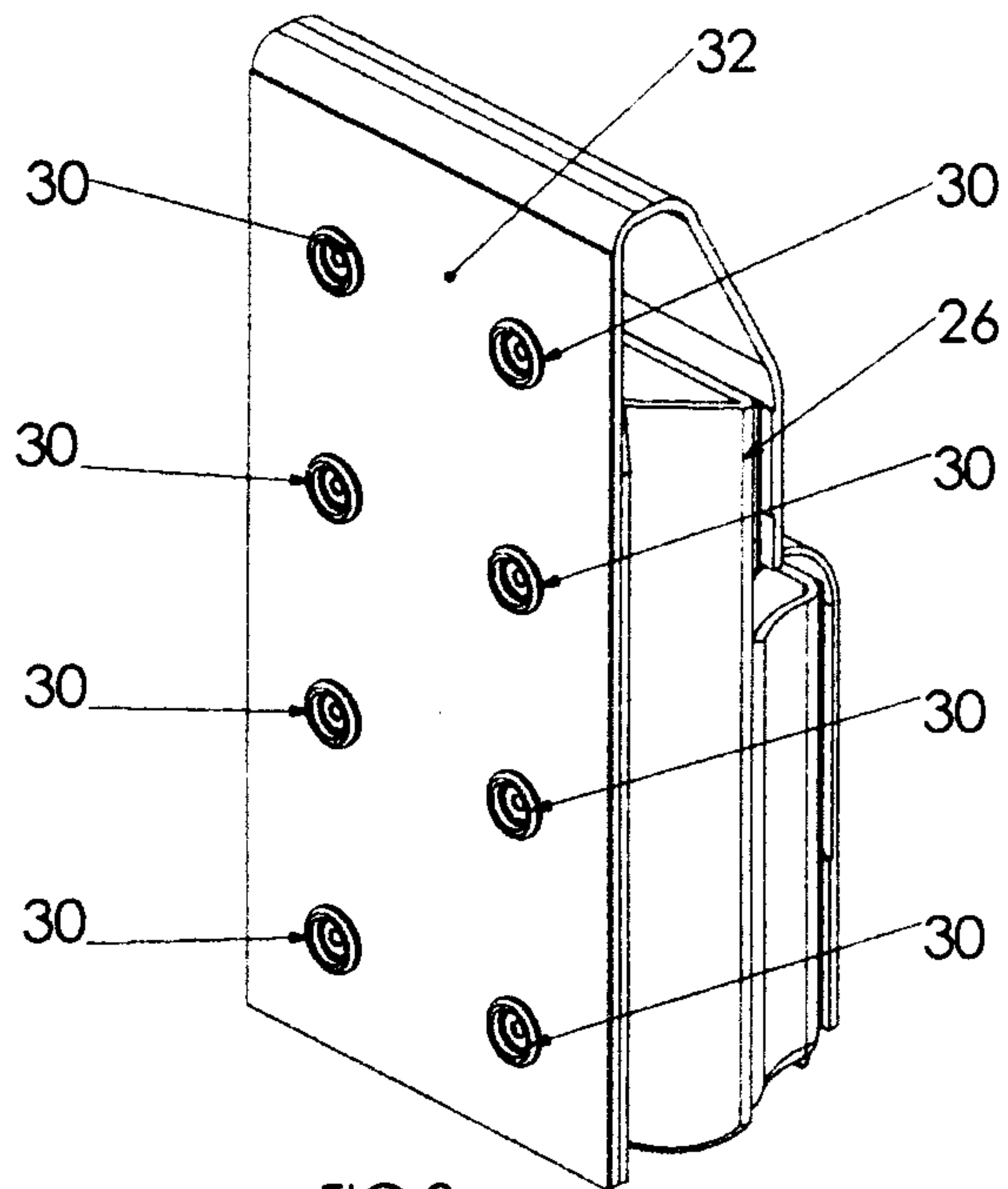


FIG 3

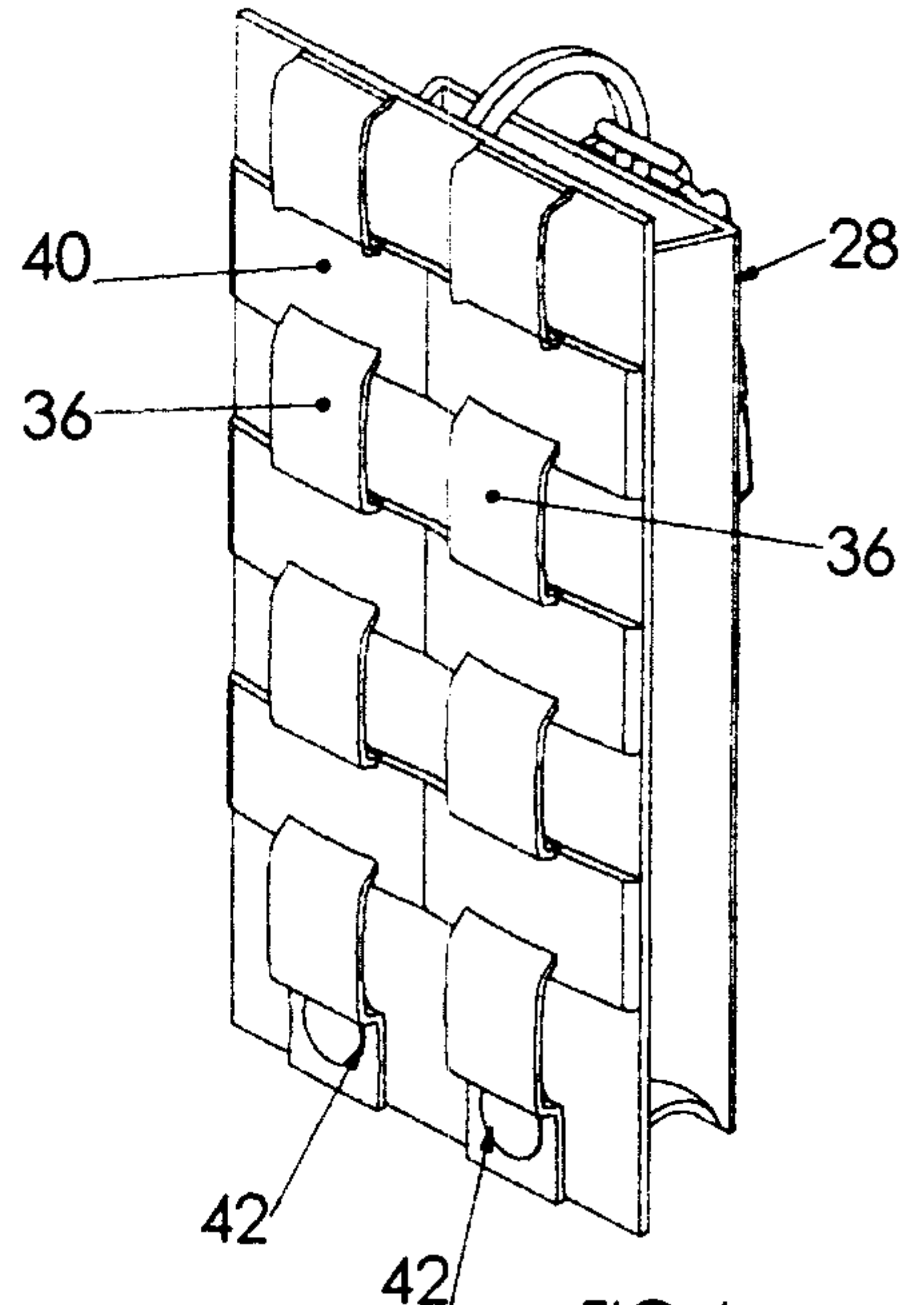


FIG 4

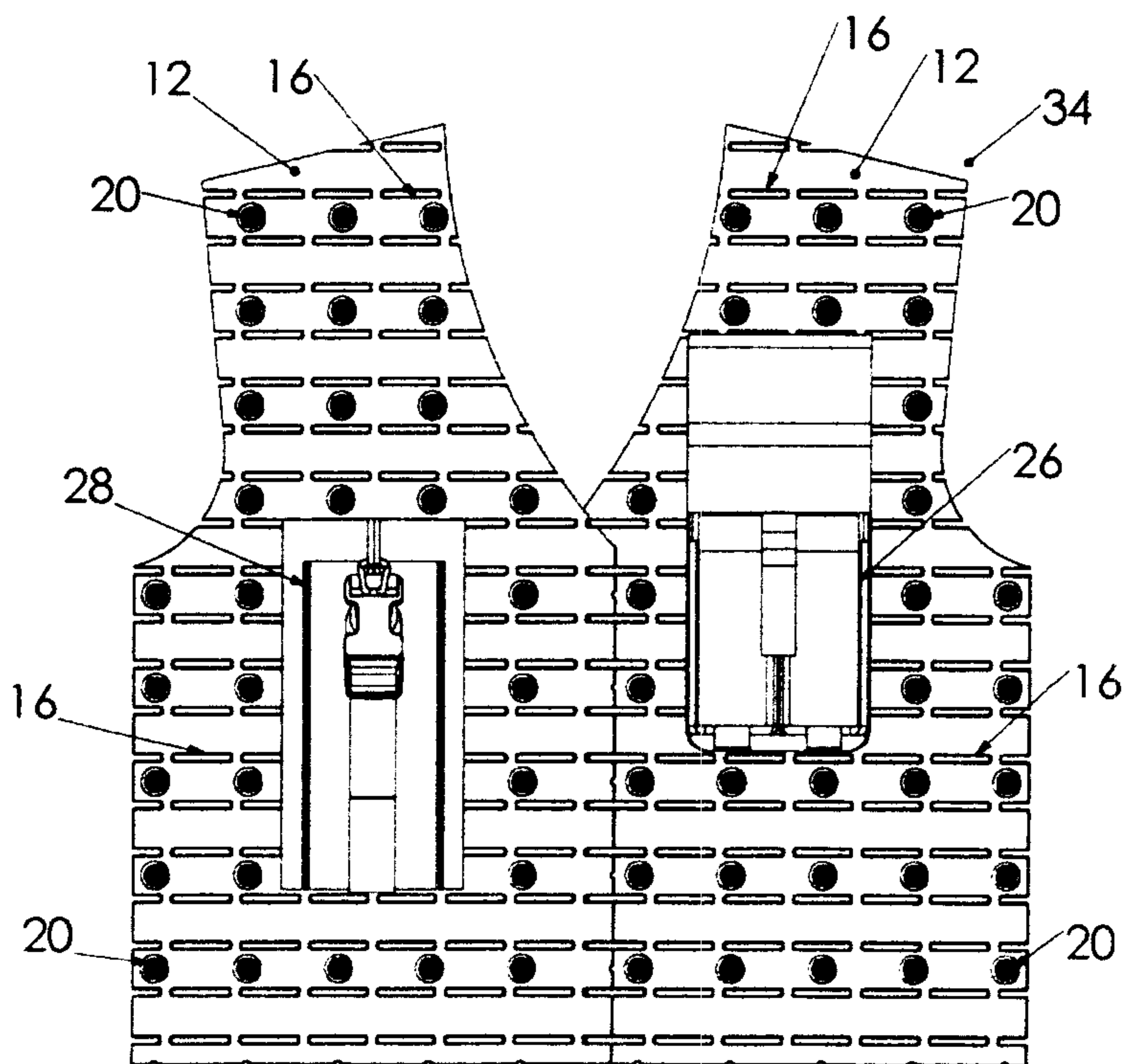


FIG 5

