



US00D565771S

(12) **United States Design Patent**  
**Garner et al.**

(10) **Patent No.:** **US D565,771 S**

(45) **Date of Patent:** **\*\* Apr. 1, 2008**

(54) **GOOSENECK LAMP**

(75) Inventors: **Mike Garner**, North Barrington, IL (US); **Scott Harold Wilson**, Chicago, IL (US); **Giles David Matthew McWilliam**, Chicago, IL (US); **Marc Rene Walliser**, Chicago, IL (US)

(73) Assignee: **Light Corporation**, Grand Haven, MI (US)

(\*\*) Term: **14 Years**

(21) Appl. No.: **29/280,930**

(22) Filed: **Jun. 9, 2007**

(51) **LOC (8) Cl.** ..... **26-05**

(52) **U.S. Cl.** ..... **D26/62**

(58) **Field of Classification Search** ..... D26/24, D26/60-66, 72, 74, 80-92; 362/147, 227, 362/233, 235, 237, 238, 240, 241, 242, 244, 362/245, 246, 249, 250, 257, 269, 270, 275, 362/277, 278, 282, 284, 285, 286, 289, 290

See application file for complete search history.

(56) **References Cited**

**U.S. PATENT DOCUMENTS**

D370,076	S *	5/1996	Lecluze	.....	D26/63
5,548,500	A *	8/1996	MacKay	.....	362/427
D399,330	S *	10/1998	Geier et al.	.....	D26/88
D447,260	S *	8/2001	Demshki	.....	D26/63
6,676,281	B2 *	1/2004	Bray et al.	.....	362/391
6,716,042	B2 *	4/2004	Lin	.....	439/110

6,739,740	B1 *	5/2004	Feldman	.....	362/404
D541,457	S *	4/2007	Benghozi	.....	D26/63
D541,458	S *	4/2007	Benghozi	.....	D26/63
D542,956	S *	5/2007	Benghozi	.....	D26/63
7,246,935	B2 *	7/2007	Benghozi et al.	.....	362/648
D552,788	S *	10/2007	Mier-Langner et al.	....	D26/138
7,282,841	B2 *	10/2007	Li	.....	313/46

\* cited by examiner

*Primary Examiner*—Cathron Brooks

*Assistant Examiner*—Barbara Fox

(74) *Attorney, Agent, or Firm*—Warner Norcross & Judd

(57) **CLAIM**

The ornamental design for a gooseneck lamp, as shown and described.

**DESCRIPTION**

FIG. 1 is a perspective view of the gooseneck lamp embodying the new design;

FIG. 2 is a right side view, the left side being a mirror image thereof;

FIG. 3 is a front view thereof;

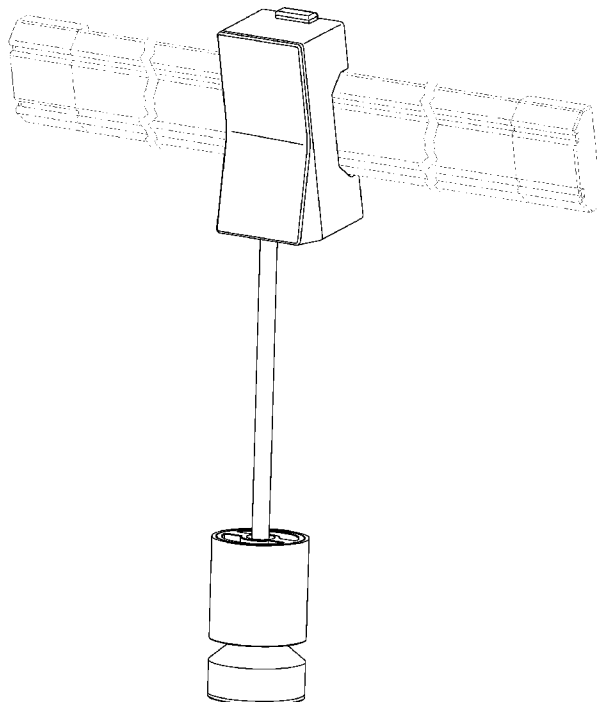
FIG. 4 is a rear view thereof;

FIG. 5 is a top view thereof; and,

FIG. 6 is a bottom view thereof.

The broken lines shown in the drawings illustrate portions of the design and environmental structure, and form no part of the claimed design.

**1 Claim, 5 Drawing Sheets**



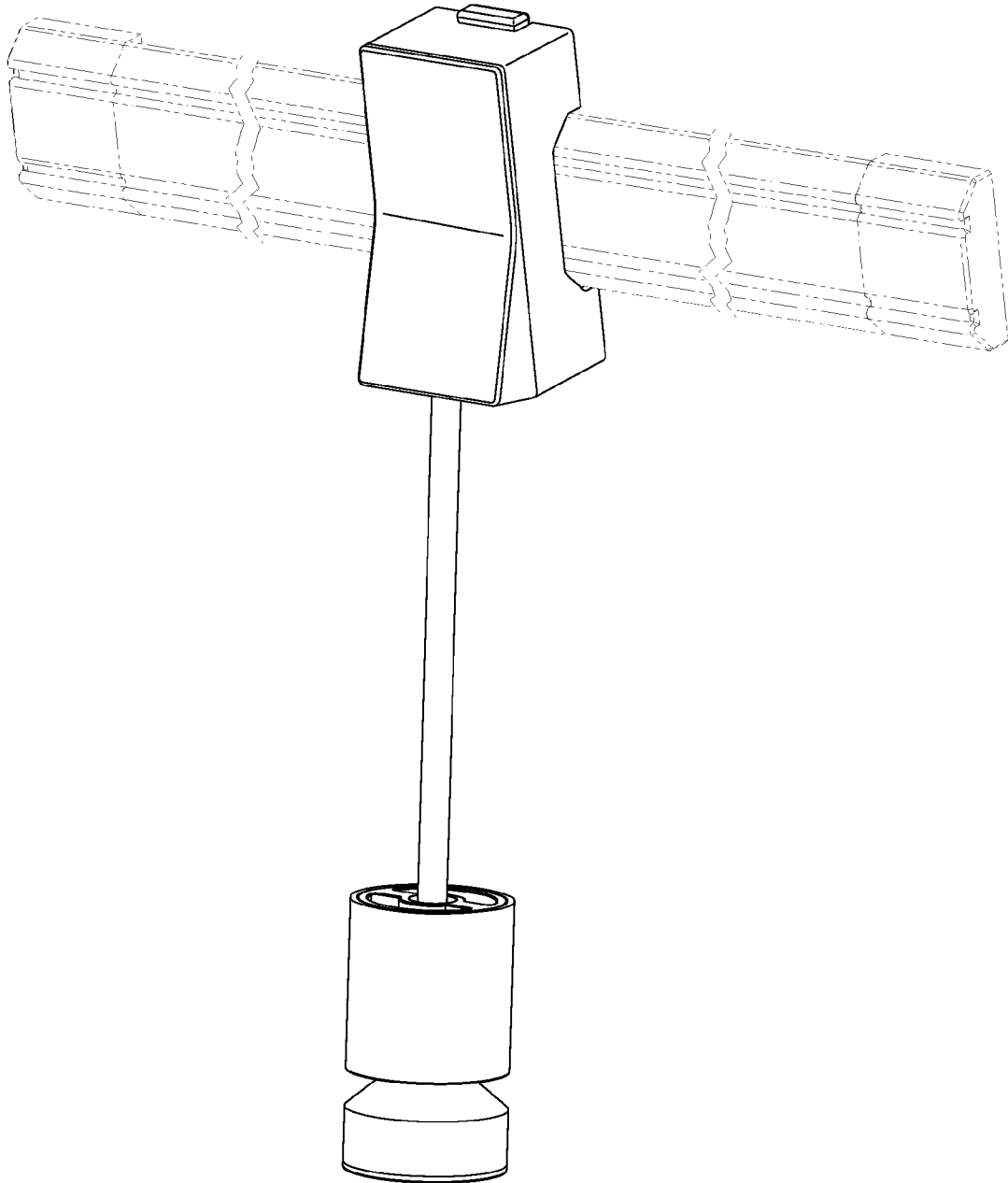


Fig. 1

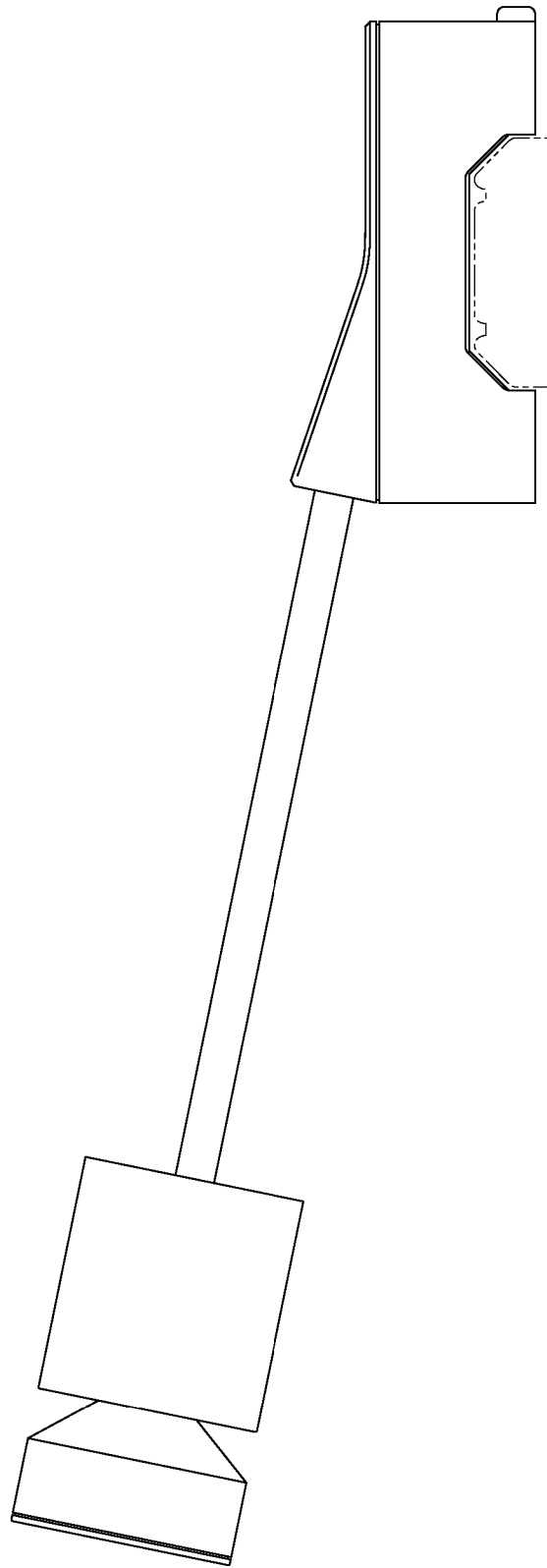


Fig. 2

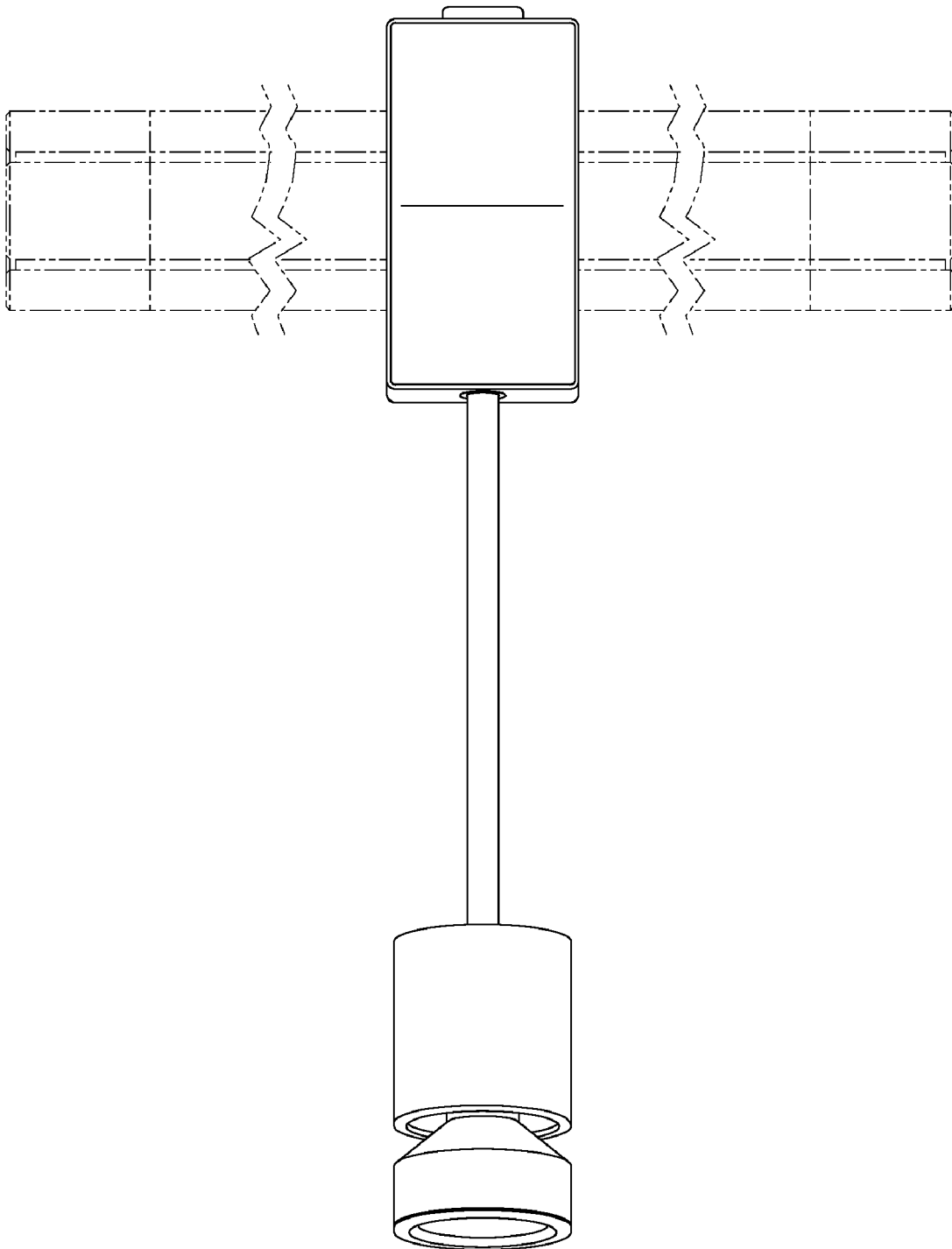


Fig. 3

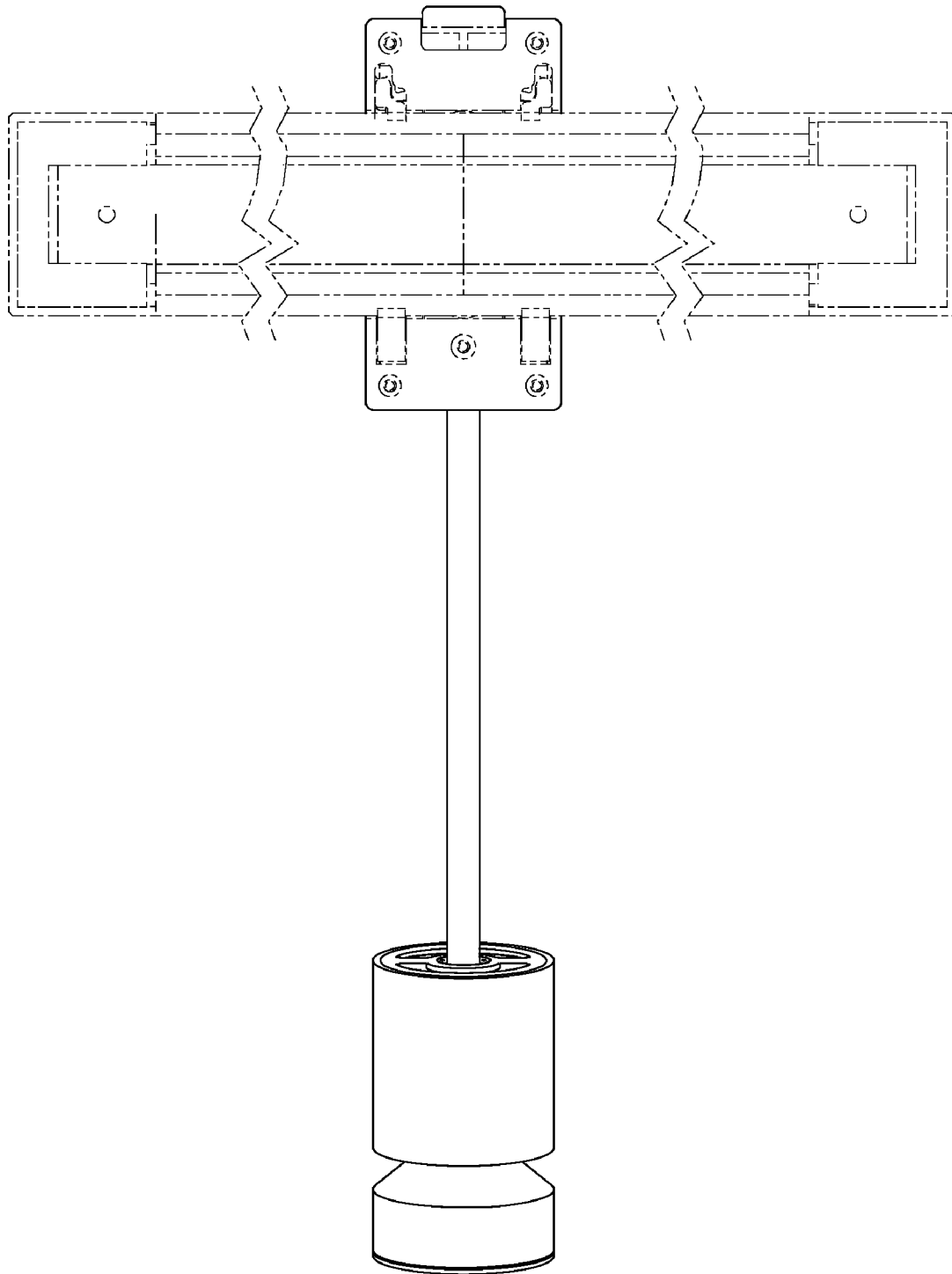


Fig. 4

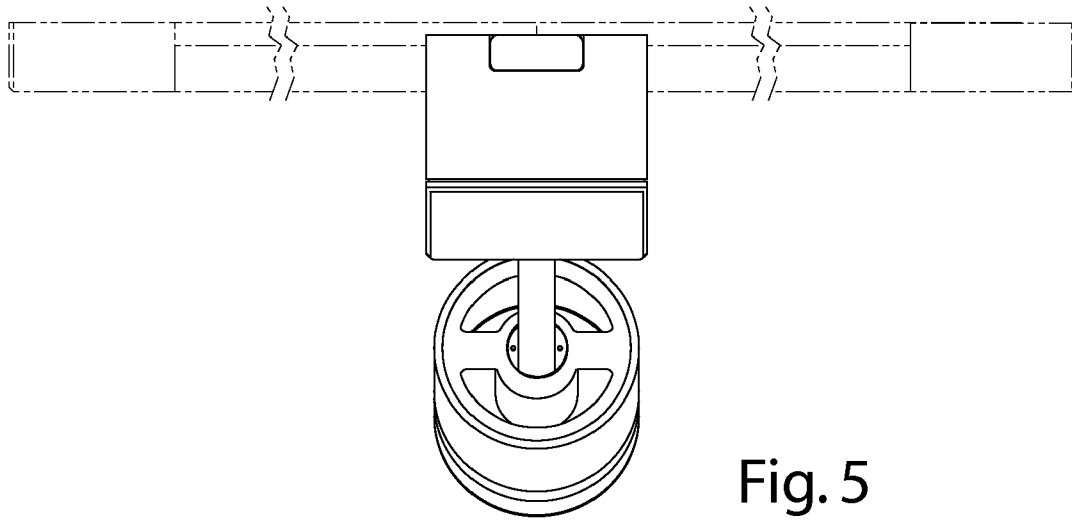


Fig. 5

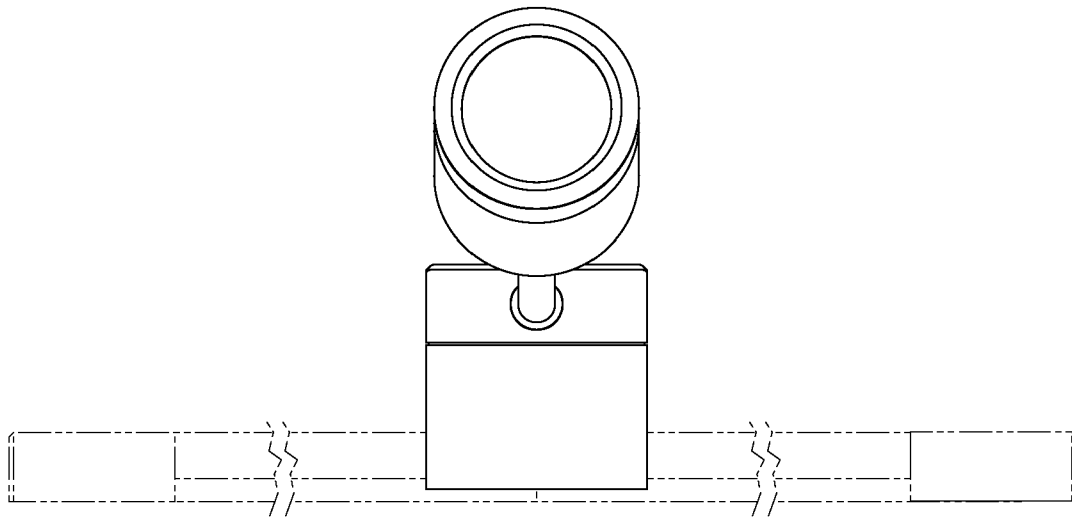


Fig. 6