



US00D369303S

**United States Patent** [19]  
**Giardiello**

[11] **Patent Number: Des. 369,303**  
[45] **Date of Patent: \*\*Apr. 30, 1996**

[54] **WRISTWATCH**

D. 358,101 5/1995 Scheufelb ..... D10/32

[75] Inventor: **Barbara Giardiello**, Naples, Italy

**OTHER PUBLICATIONS**

[73] Assignee: **Arttime SA**, Neuchatel, Switzerland

*Swiss Watch & Jewelry Journal*—Feb. 1989—p. 353—watches.

[\*\*] Term: **14 Years**

*Primary Examiner*—Nelson C. Holtje  
*Attorney, Agent, or Firm*—Sughrue, Mion, Zinn, Macpeak & Seas

[21] Appl. No.: **35,935**

[22] Filed: **Mar. 9, 1995**

[57] **CLAIM**

[30] **Foreign Application Priority Data**

The ornamental design for a wristwatch, as shown and described.

Sep. 9, 1994 [XH] Hague Agreement ..... DMA/002626

[52] **U.S. Cl.** ..... **D10/39**

**DESCRIPTION**

[58] **Field of Search** ..... D10/1-40, 122-132;  
368/280-282, 276-277, 285

FIG. 1 is a perspective view of a wristwatch showing my new design;

[56] **References Cited**

FIG. 2 is a top plan view thereof;

**U.S. PATENT DOCUMENTS**

FIG. 3 is a bottom plan view thereof;

- D. 322,411 12/1991 Schneider ..... D10/39
- D. 326,058 5/1992 Schneider ..... D10/39
- D. 327,851 7/1992 Besson ..... D10/39
- D. 349,062 7/1994 Goto ..... D10/39
- D. 356,961 4/1995 Giardiello ..... D10/39
- D. 357,636 4/1995 Riley ..... D10/30


FIG. 4 is a side elevational view of one side thereof;

FIG. 5 is a side elevational view of an opposite side thereof;

FIG. 6 is an end elevational view of one end thereof; and,

FIG. 7 is an end elevational view of an opposite end thereof.

**1 Claim, 4 Drawing Sheets**



# FIG. 1

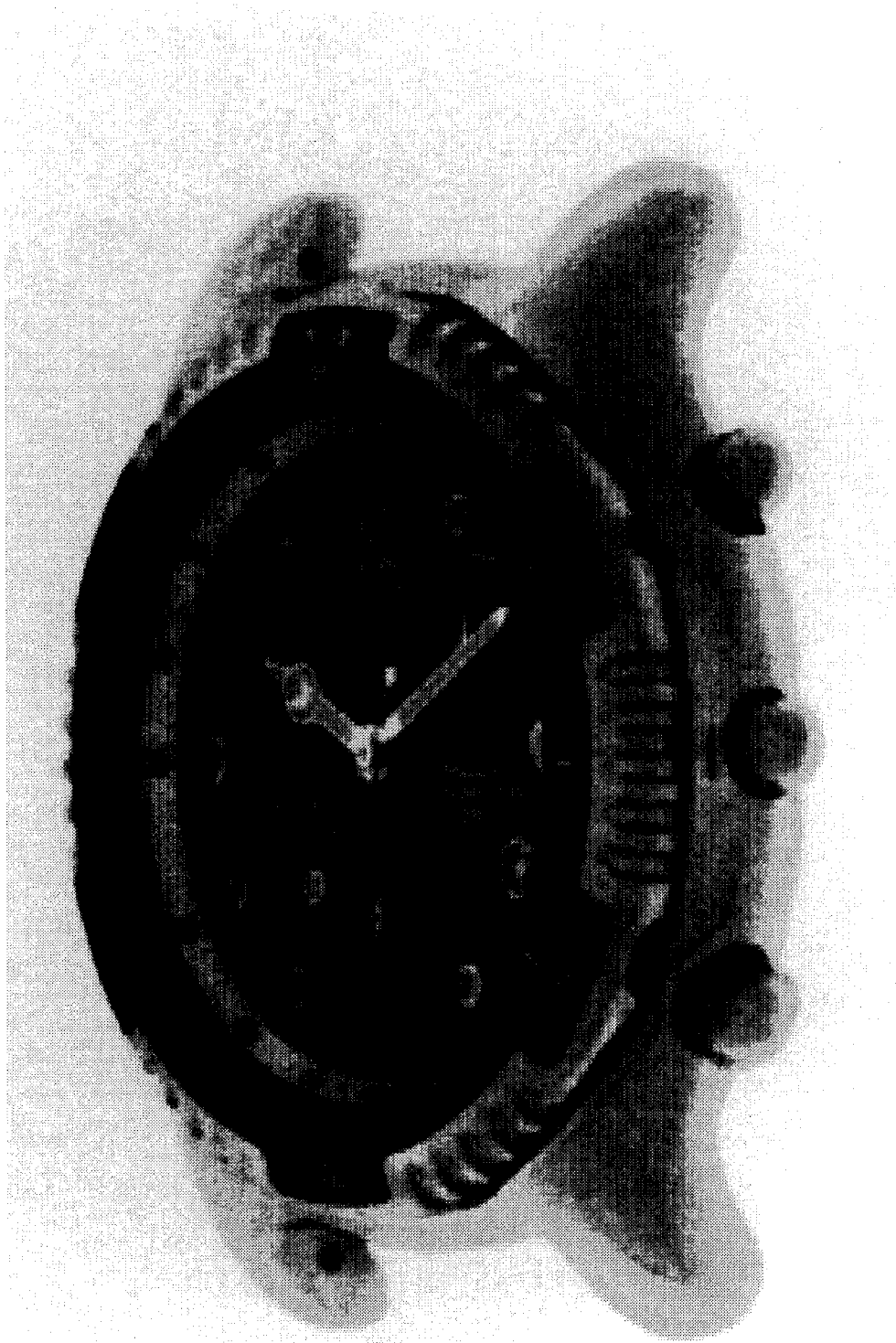


FIG. 2




FIG. 3




FIG. 4



FIG. 5




FIG. 6




FIG. 7

