

(19) World Intellectual Property
Organization
International Bureau



(43) International Publication Date
6 January 2005 (06.01.2005)

PCT

(10) International Publication Number
WO 2005/000339 A2

- (51) International Patent Classification⁷: A61K 38/12, A61P 3/04
- (21) International Application Number: PCT/US2004/016625
- (22) International Filing Date: 17 June 2004 (17.06.2004)
- (25) Filing Language: English
- (26) Publication Language: English
- (30) Priority Data:
- | | | |
|------------|----------------------------|----|
| 60/479,740 | 19 June 2003 (19.06.2003) | US |
| 60/557,347 | 29 March 2004 (29.03.2004) | US |
| 60/570,676 | 13 May 2004 (13.05.2004) | US |
| 60/570,737 | 13 May 2004 (13.05.2004) | US |

(71) Applicant (for all designated States except US): ELI LILLY AND COMPANY [US/US]; Lilly Corporate Center, Indianapolis, Indiana 46285 (US).

(72) Inventors; and

(75) Inventors/Applicants (for US only): FLORA, David, Benjamin [US/US]; 5096 North 300 East, Greenfield, Indiana 46140 (US). HEIMAN, Mark, Louis [US/US]; 7523 Brookview Circle, Indianapolis, Indiana 46250 (US). HERTEL, JeAnne, L. [US/US]; 2313 Quiet Court, Indianapolis, Indiana 46239 (US). HSIUNG, Hansen, Maxwell [US/US]; 3446 Bay Road South Drive, Indianapolis, IN 46240 (US). MAYER, John, Philip [US/US]; 5839 North Washington Boulevard, Indianapolis, Indiana 46220 (US). SMILEY, David, Lee [US/US]; 1093 Forest Glen Drive, Greenfield, Indiana 46140 (US). YAN, Liang, Zeng [CA/US]; 12420 Springbrooke Run, Carmel, Indiana 46033 (US). ZHANG, Lianshan [US/US]; 13244 Snow Owl Drive, Carmel, Indiana 46033 (US).

(74) Agents: DAVIS, Paula, K. et al.; ELI LILLY AND COMPANY, P. O. Box 6288, Indianapolis, Indiana 46206-6288 (US).

(81) Designated States (unless otherwise indicated, for every kind of national protection available): AE, AG, AL, AM, AT, AU, AZ, BA, BB, BG, BR, BW, BY, BZ, CA, CH, CN, CO, CR, CU, CZ, DE, DK, DM, DZ, EC, EE, EG, ES, FI, GB, GD, GE, GH, GM, HR, HU, ID, IL, IN, IS, JP, KE, KG, KP, KR, KZ, LC, LK, LR, LS, LT, LU, LV, MA, MD, MG, MK, MN, MW, MX, MZ, NA, NI, NO, NZ, OM, PG, PH, PL, PT, RO, RU, SC, SD, SE, SG, SK, SL, SY, TJ, TM, TN, TR, TT, TZ, UA, UG, US, UZ, VC, VN, YU, ZA, ZM, ZW.

(84) Designated States (unless otherwise indicated, for every kind of regional protection available): ARIPO (BW, GH, GM, KE, LS, MW, MZ, NA, SD, SL, SZ, TZ, UG, ZM, ZW), Eurasian (AM, AZ, BY, KG, KZ, MD, RU, TJ, TM), European (AT, BE, BG, CH, CY, CZ, DE, DK, EE, ES, FI, FR, GB, GR, HU, IE, IT, LU, MC, NL, PL, PT, RO, SE, SI, SK, TR), OAPI (BF, BJ, CF, CG, CI, CM, GA, GN, GQ, GW, ML, MR, NE, SN, TD, TG).

Declarations under Rule 4.17:

- as to applicant's entitlement to apply for and be granted a patent (Rule 4.17(ii)) for the following designations AE, AG, AL, AM, AT, AU, AZ, BA, BB, BG, BR, BW, BY, BZ, CA, CH, CN, CO, CR, CU, CZ, DE, DK, DM, DZ, EC, EE, EG, ES, FI, GB, GD, GE, GH, GM, HR, HU, ID, IL, IN, IS, JP, KE, KG, KP, KR, KZ, LC, LK, LR, LS, LT, LU, LV, MA, MD, MG, MK, MN, MW, MX, MZ, NA, NI, NO, NZ, OM, PG, PH, PL, PT, RO, RU, SC, SD, SE, SG, SK, SL, SY, TJ, TM, TN, TR, TT, TZ, UA, UG, UZ, VC, VN, YU, ZA, ZM, ZW, ARIPO patent (BW, GH, GM, KE, LS, MW, MZ, NA, SD, SL, SZ, TZ, UG, ZM, ZW), Eurasian patent (AM, AZ, BY, KG, KZ, MD, RU, TJ, TM), European patent (AT, BE, BG, CH, CY, CZ, DE, DK, EE, ES, FI, FR, GB, GR, HU, IE, IT, LU, MC, NL, PL, PT, RO, SE, SI, SK, TR), OAPI patent (BF, BJ, CF, CG, CI, CM, GA, GN, GQ, GW, ML, MR, NE, SN, TD, TG)
- as to applicant's entitlement to apply for and be granted a patent (Rule 4.17(ii)) for the following designations AE, AG, AL, AM, AT, AU, AZ, BA, BB, BG, BR, BW, BY, BZ, CA, CH, CN, CO, CR, CU, CZ, DE, DK, DM, DZ, EC, EE, EG, ES, FI, GB, GD, GE, GH, GM, HR, HU, ID, IL, IN, IS, JP, KE, KG, KP, KR, KZ, LC, LK, LR, LS, LT, LU, LV, MA, MD, MG, MK, MN, MW, MX, MZ, NA, NI, NO, NZ, OM, PG, PH, PL, PT, RO, RU, SC, SD, SE, SG, SK, SL, SY, TJ, TM, TN, TR, TT, TZ, UA, UG, UZ, VC, VN, YU, ZA, ZM, ZW, ARIPO patent (BW, GH, GM, KE, LS, MW, MZ, NA, SD, SL, SZ, TZ, UG, ZM, ZW), Eurasian patent (AM, AZ, BY, KG, KZ, MD, RU, TJ, TM), European patent (AT, BE, BG, CH, CY, CZ, DE, DK, EE, ES, FI, FR, GB, GR, HU, IE, IT, LU, MC, NL, PL, PT, RO, SE, SI, SK, TR), OAPI patent (BF, BJ, CF, CG, CI, CM, GA, GN, GQ, GW, ML, MR, NE, SN, TD, TG)
- as to the applicant's entitlement to claim the priority of the earlier application (Rule 4.17(iii)) for the following designations AE, AG, AL, AM, AT, AU, AZ, BA, BB, BG, BR, BW, BY, BZ, CA, CH, CN, CO, CR, CU, CZ, DE, DK, DM, DZ, EC, EE, EG, ES, FI, GB, GD, GE, GH, GM, HR, HU, ID, IL, IN, IS, JP, KE, KG, KP, KR, KZ, LC, LK, LR, LS, LT, LU, LV, MA, MD, MG, MK, MN, MW, MX, MZ, NA, NI, NO, NZ, OM, PG, PH, PL, PT, RO, RU, SC, SD, SE, SG, SK, SL, SY, TM, TN, TR, TT, TZ, UA, UG, UZ, VC, VN, YU, ZA, ZM, ZW.

[Continued on next page]

(54) Title: MELANOCORTIN RECEPTOR 4(MC4) AGONISTS AND THEIR USES

(57) Abstract: The present invention relates to peptide agonists of the MC4 receptor, and as such are useful in the treatment of disorders responsive to the activation of this receptor, such as obesity, diabetes mellitus and male and/or female sexual dysfunction.

WO 2005/000339 A2



TJ, TM, TN, TR, TT, TZ, UA, UG, UZ, VC, VN, YU, ZA, ZM, ZW, ARIPO patent (BW, GH, GM, KE, LS, MW, MZ, NA, SD, SL, SZ, TZ, UG, ZM, ZW), Eurasian patent (AM, AZ, BY, KG, KZ, MD, RU, TJ, TM), European patent (AT, BE, BG, CH, CY, CZ, DE, DK, EE, ES, FI, FR, GB, GR, HU, IE, IT, LU, MC, NL, PL, PT, RO, SE, SI, SK, TR), OAPI patent (BF, BJ, CF, CG, CI, CM, GA, GN, GQ, GW, ML, MR, NE, SN, TD, TG)

Published:

— *without international search report and to be republished upon receipt of that report*

For two-letter codes and other abbreviations, refer to the "Guidance Notes on Codes and Abbreviations" appearing at the beginning of each regular issue of the PCT Gazette.

MELANOCORTIN RECEPTOR 4 (MC4) AGONISTS AND THEIR USES

The present invention relates to peptide agonists of the MC4 receptor and as such are useful in the treatment of disorders responsive to the activation of this receptor, such as obesity, diabetes mellitus, and male and/or female sexual dysfunction.

The proopiomelanocortin (POMC) gene encodes a 31-36 kDa pre-prohormone, from which seven mature peptide hormones are derived. POMC processing occurs in a tissue specific manner yielding four distinct melanocortin peptides: adrenocorticotrophic hormone (ACTH), α -melanocyte stimulating hormone (α -MSH), β -MSH, and γ -MSH.

Five melanocortin receptors have thus far been identified and are referred to herein as MC1, MC2, MC3, MC4, and MC5. MC1, whose primary endogenous ligand is α -MSH, is associated with pigmentation. MC2, whose primary endogenous ligand is ACTH, is associated with steroidogenesis. MC2 is distinctly different from the other melanocortin receptors and is not expected to interact with endogenous or synthetic MSHs other than ACTH or analogues thereof (Schiöth *et al.*, *Life Sciences* 59(10):797-801, 1996). MC5 is believed to have two primary ligands, α -MSH and ACTH, and is associated with exocrine and sebaceous gland lipid secretion.

Diverse lines of evidence, including genetic and pharmacological data obtained in rodents and humans, support a role for the MC4 receptor in the regulation of energy homeostasis, specifically regulating food intake and metabolism. The distribution of MC4 receptors in the brain correlates well with the areas in the brain which show high sensitivity to melanocortin-mediated feeding behavior (MacNeil *et al.*, *Eur. J. Pharm.* 440(2-3):141-57, 2002). In addition, the MC4 receptor is believed to be significantly involved in regulating body weight as evidenced by the fact that *Mc4r*^{-/-} mice are obese, and humans with mutations in the melanocortin MC4 receptor gene are obese. Thus, MC4 receptor agonists may be beneficial for the treatment of obesity.

The development of selective peptide agonists for melanocortin receptors has closely followed the identification of the various melanocortin receptor subtypes and their perceived primary ligands. *Id.* α -MSH, a 13-amino acid peptide, is a non-selective

agonist at four melanocortin receptors, MC1 and MC3-MC5. NDP α -MSH is a more potent, protease resistant, but still non-selective analogue of α -MSH.

The lactam derived from the 4-10 fragment of α -NDP-MSH, known as MTII, is even more potent in vivo than NDP- α -MSH but is non-selective. Replacement of the D-Phe with D-(2')NaI in MTII, yielded a high affinity antagonist for MC3 and MC4 that is an agonist for the MC1 and MC5 receptors. This peptide is known as SHU9119.

Although many peptides cyclized via disulfide bridges are MC4 receptor agonists, several are MC4 receptor antagonists with moderate selectivity over the MC3 receptor. The peptide HS014 is a partial agonist at the MC1 and MC5 receptors, while the peptide HSO24 does not display agonist activity at the MC1 and MC3 receptors. In addition, PCT Publication No. WO 00/35952 discloses certain peptides cyclized via disulfide bridges having utility as MC4 agonists.

Despite the progress discussed above and elsewhere, there continues to be a need for MC4 agonists with pharmaceutically desirable selectivity, potency and efficacy, for use as a pharmaceutical, in particular, for the treatment of obesity. Especially desired are MC4 agonists with a clinically desirable pharmacology and safety profile.

Obesity

Obesity, and especially upper body obesity, is a common and very serious public health problem in the United States and throughout the world. According to recent statistics, more than 25% of the United States population and 27% of the Canadian population are overweight. Kuczmarski, *Amer. J. of Clin. Nutr.* 55:495S-502S, 1992; Reeder *et al.*, *Can. Med. Assn. J.*, 23:226-33, 1992. Upper body obesity is the strongest risk factor known for type II diabetes mellitus, and is a strong risk factor for cardiovascular disease and cancer as well. Recent estimates for the medical cost of obesity are \$150,000,000,000 worldwide. The problem has become serious enough that the surgeon general has begun an initiative to combat the ever-increasing adiposity rampant in American society.

Male and/or Female Sexual Dysfunction

The MC4 receptor appears to play role in other physiological functions as well, namely controlling grooming behavior, erection, and blood pressure. "Female sexual dysfunction" encompasses, without limitation, conditions such as a lack of sexual desire and related arousal disorders, inhibited orgasm, lubrication difficulties, and vaginismus.

"Erectile dysfunction" is a disorder involving the failure of a male mammal to achieve erection, ejaculation, or both. Symptoms of erectile dysfunction include an inability to achieve or maintain an erection, ejaculatory failure, premature ejaculation, and inability to achieve an orgasm. An increase in erectile dysfunction is often associated with age and is generally caused by a physical disease or as a side effect of drug treatment. The term "impotence" is often times employed to describe this prevalent condition. Synthetic melanocortin receptor agonists have been found to initiate erections in men with psychogenic erectile dysfunction (Wessells *et al.*, "Synthetic Melanotropic Peptide Initiates Erections in Men With Psychogenic Erectile Dysfunction: Double-Blind, Placebo Controlled Crossover Study," *J. Urol.*, 160:389-93, 1998). Activation of melanocortin receptors of the brain appears to cause normal stimulation of sexual arousal. Evidence for the involvement of the MC4 receptor in male and/or female sexual dysfunction is detailed in WO 00/74670.

Diabetes

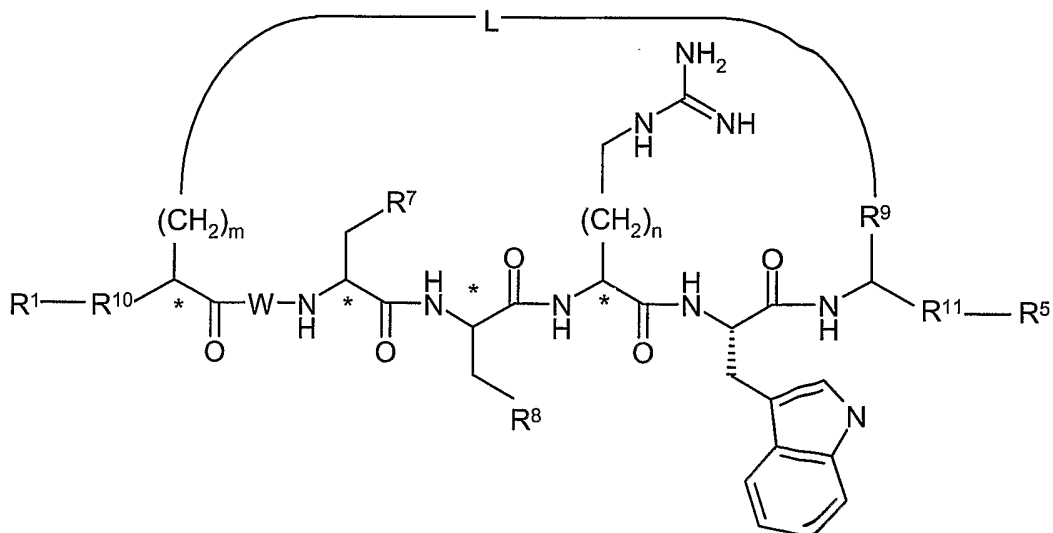
Diabetes is a disease in which a mammal's ability to regulate glucose levels in the blood is impaired because the mammal has a reduced ability to convert glucose to glycogen for storage in muscle and liver cells. In Type I diabetes, this reduced ability to store glucose is caused by reduced insulin production. "Type II Diabetes" or "non-insulin dependent diabetes mellitus" (NIDDM) is a form of diabetes which is due to a profound resistance to insulin stimulating or regulatory effect on glucose and lipid metabolism in the main insulin-sensitive tissues, muscle, liver, and adipose tissue. This resistance to insulin responsiveness results in insufficient insulin activation of glucose uptake, oxidation, and storage in muscle and inadequate insulin repression of lipolysis in adipose tissue and of glucose production and secretion in liver. When these cells become desensitized to insulin, the body tries to compensate by producing abnormally high levels of insulin, and hyperinsulinemia results. Hyperinsulinemia is associated with

hypertension and elevated body weight. Since insulin is involved in promoting the cellular uptake of glucose, amino acids, and triglycerides from the blood by insulin sensitive cells, insulin insensitivity can result in elevated levels of triglycerides and LDL which are risk factors in cardiovascular diseases. The constellation of symptoms, which includes hyperinsulinemia, combined with hypertension, elevated body weight, elevated triglycerides and elevated LDL, is known as Syndrome X.

Applicants have discovered compounds that have an unexpectedly high affinity for the MC4 receptor and are selective for the MC4 receptor over other melanocortin receptor subtypes.

10

The present invention is directed to compounds represented by the following Structural Formula I:



and pharmaceutically acceptable salts thereof, wherein

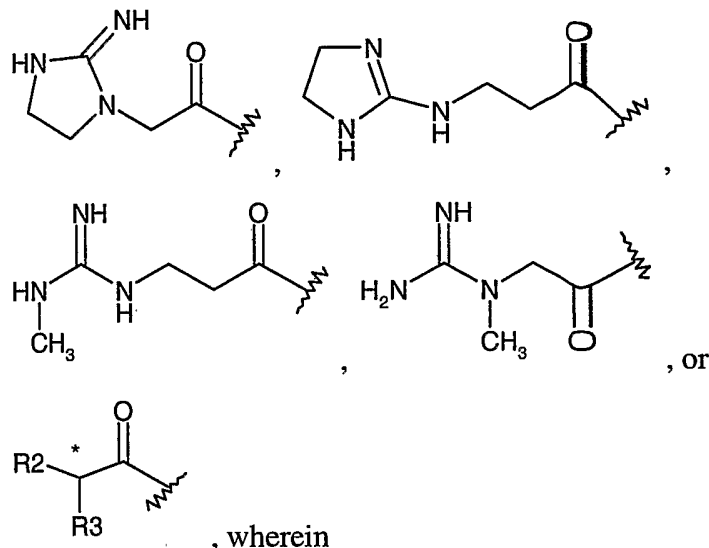
15

W is Glu, Gln, Asp, Asn, Ala, Gly, Thr, Ser, Pro, Met, Ile, Val, Arg, His, Tyr, Trp, Phe, Lys, Leu, Cya, or is absent;

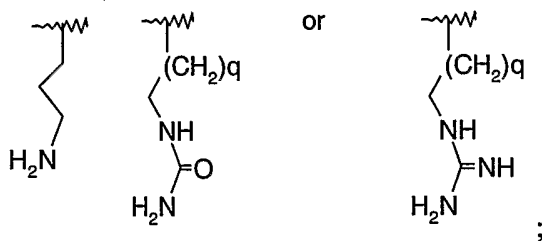
R¹ is -H, -C(O)CH₃, -C(O)(CH₂)₁₋₄CH₃, -C(O)(CH₂)₁₋₄NHC(NH)NH₂, Tyr-βArg-, Ac-Tyr-β-hArg-, gluconoyl-Tyr-Arg-, Ac-diaminobutyryl-, Ac-diaminopropionyl-, N-propionyl-, N-butyryl-, N-valeryl-,
 20 N-methyl-Tyr-Arg-, N-glutaryl-Tyr-Arg-, N-succinyl-Tyr-Arg-,
 R⁶-SO₂NHC(O)CH₂CH₂C(O)-, R⁶-SO₂NHC(O)CH₂CH₂C(O)Arg-,
 R⁶-SO₂NHCH₂CH₂CH₂C(O)-, C₃-C₇ cycloalkylcarbonyl, phenylsulfonyl,

5

C₈-C₁₄ bicyclic arylsulfonyl, phenyl-(CH₂)_qC(O)-, C₈-C₁₄ bicyclic aryl-(CH₂)_qC(O)-,



R² is -H, -NH₂, -NHC(O)CH₃, -NHC(O)(CH₂)₁₋₄CH₃,
 -NH-TyrC(O)CH₃, R⁶SO₂NH-, Ac-Cya-NH-, Tyr-NH-,
 HO-(C₆H₅)-CH₂CH₂C(O)NH-, or CH₃-(C₆H₅)-C(O)CH₂CH₂C(O)NH-;
 R³ is C₁-C₄ straight or branched alkyl, NH₂-CH₂-(CH₂)_q-, HO-CH₂-,
 (CH₃)₂CHNH(CH₂)₄-, R⁶(CH₂)_q-, R⁶SO₂NH-, Ser, Ile,



q is 0, 1, 2, or 3;

R⁶ is a phenyl or C₈-C₁₄ bicyclic aryl;

m is 1 or 2;

n is 1, 2, 3, or 4;

R⁹ is (CH₂)_p or (CH₃)₂C-;

p is 1 or 2;

R¹⁰ is NH- or is absent;

5

10

15

6

R^7 is a 5- or 6-membered heteroaryl or a 5- or 6-membered heteroaryl ring optionally substituted with R^4 ;

R^4 is H, C₁-C₄ straight or branched alkyl, phenyl, benzyl, or (C₆H₅)-CH₂-O-CH₂-;

5 R^8 is phenyl, a phenyl ring optionally substituted with X, or cyclohexyl;

X is H, Cl, F, Br, methyl, or methoxy;

R^{11} is -C(O) or -CH₂;

R^5 is -NH₂, -OH, glycinol, NH₂-Pro-Ser-, NH₂-Pro-Lys-, HO-Ser-,

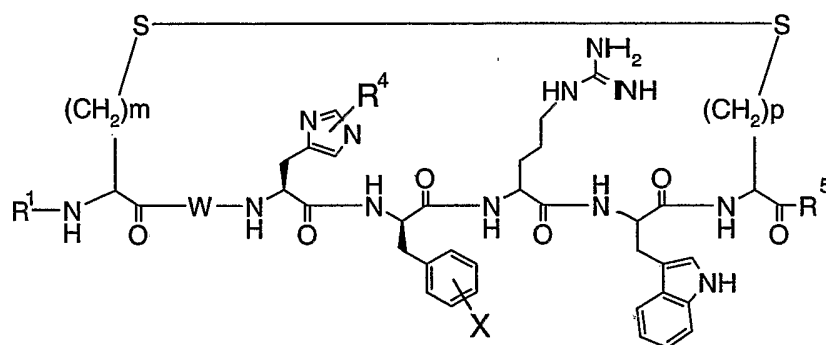
HO-Pro-Ser-, HO-Lys-, Ser alcohol, -Ser-Pro alcohol, -Lys-Pro alcohol,

10 HOCH₂CH₂-O-CH₂CH₂NH-, NH₂-Phe-Arg-, NH₂-Glu-,

NH₂CH₂RCH₂NH-, RHN-, or RO- where R is a C₁-C₄ straight or branched alkyl; and

L is -S-S- or -S-CH₂-S-.

15 In a preferred embodiment, the invention is directed to compounds represented by the following Structural Formula II:



and pharmaceutically acceptable salts thereof, wherein

20 W is a single bond, Glu, Gln, Asp, Asn, Ala, Gly, Thr, Ser, Pro, Met, Ile, Val, Arg, His, Tyr, Trp, or Phe;

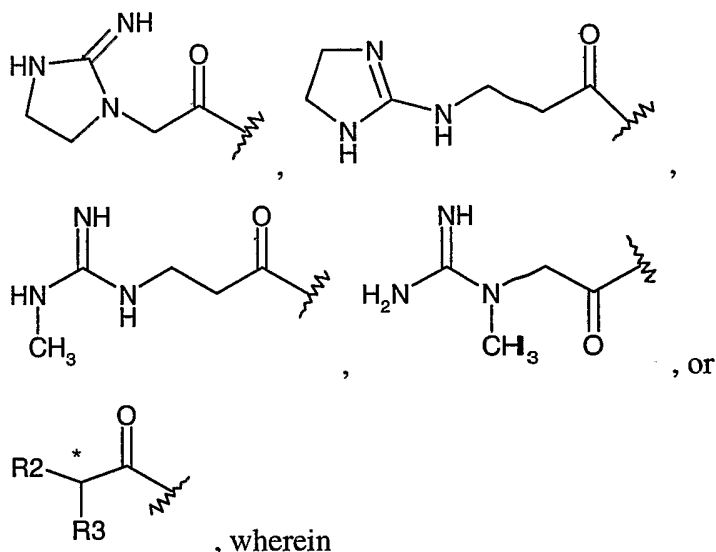
R^1 is -H, -C(O)CH₃, -C(O)(CH₂)₁₋₄CH₃, -C(O)(CH₂)₁₋₄-NHC(NH)NH₂,

Tyr-βArg, gluconoyl-Tyr-Arg, Ac-Dab, Ac-Dap, N-succinyl-Tyr-Arg,

N-propionyl, N-valeryl, N-glutaryl-Tyr-Arg, N-butyryl,

25

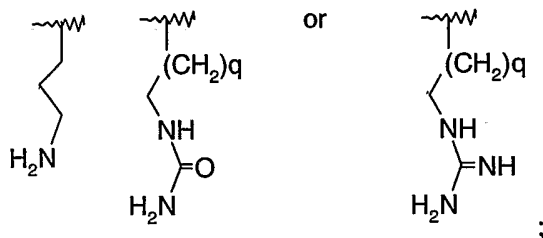
7



R^2 is -H, -NH₂, -NHC(O)CH₃, -NHC(O)(CH₂)₁₋₄CH₃, or -NH-TyrC(O)CH₃;

5

R^3 is C₁-C₄ straight or branched alkyl, Ser, Ile,



q is 0, 1, 2, or 3;

m is 1 or 2;

p is 1 or 2;

10

R^4 is H or C₁-C₄ straight or branched alkyl;

X is H, Cl, F, Br, methyl, or methoxy; and

R^5 is -NH₂, -OH, glycinol, -Ser-Pro-NH₂, -Lys-Pro-NH₂, -Ser-OH,

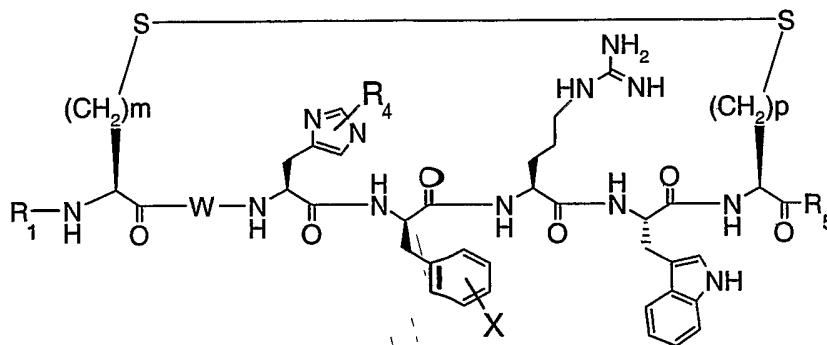
-Ser-Pro-OH, -Lys-Pro-OH -Arg-Phe-NH₂, -Glu-NH₂, -NHR, or -OR,

where R is a C₁-C₄ straight or branched alkyl.

15

In another embodiment, the present invention is directed to compounds represented by Structural Formula II with the proviso that the combination of R_2 =Tyr, R_3 =Arg, W=Glu, R_4 =H, X=H, m=1, p=1, and R_5 =NH₂ is specifically excluded.

Another preferred embodiment of the present invention includes compounds of Structural Formula III:

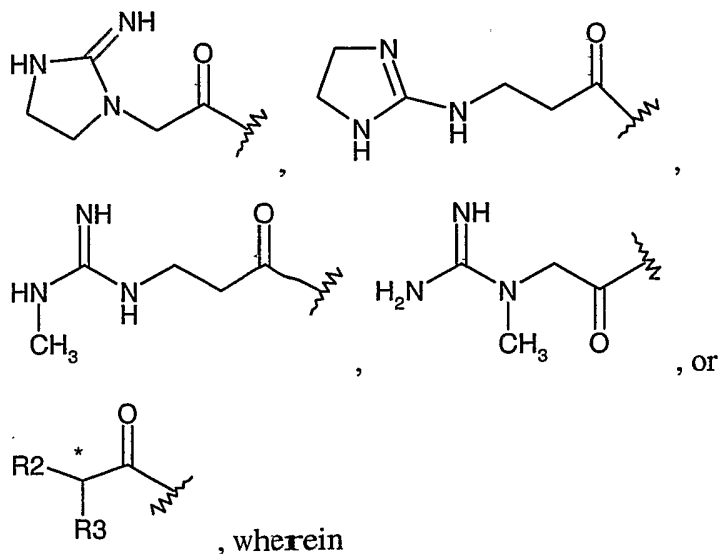


and pharmaceutically acceptable salts thereof, wherein

5 W is Glu, Gln, Asp, Asn, Ala, Gly, Thr, Ser, Pro, Met, Ile, Val, Arg, His, Tyr, Trp, Phe, Lys, Leu, Cya, or is absent;

R¹ is -H, -C(O)CH₃, -C(O)(CH₂)₁₋₄CH₃, -C(O)(CH₂)₁₋₄NHC(NH)NH₂, Tyr-βArg-, Ac-Tyr-β-hArg-, gluconoyl-Tyr-Arg-, Ac-diaminobutyryl-, Ac-diaminopropionyl-, N-propionyl-, N-butyryl-, N-valeryl-,
 10 N-methyl-Tyr-Arg-, N-glutaryl-Tyr-Arg-, N-succinyl-Tyr-Arg-, R⁶-SO₂NHC(O)CH₂CH₂C(O)-, R⁶-SO₂NHC(O)CH₂CH₂C(O)Arg-, R⁶-SO₂NHCH₂CH₂CH₂C(O)-, C₃-C₇ cycloalkylcarbonyl, phenylsulfonyl, C₈-C₁₄ bicyclic arylsulfonyl, phenyl-(CH₂)_qC(O)-, C₈-C₁₄ bicyclic aryl-(CH₂)_qC(O)-,

15

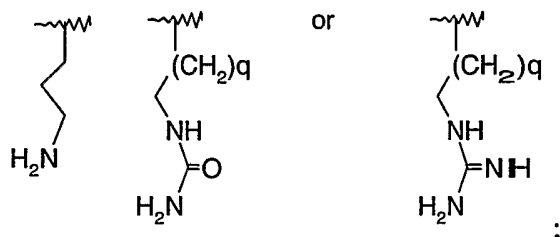


9

R^2 is -H, -NH₂, -NHC(O)CH₃, -NHC(O)(CH₂)₁₋₄CH₃,
 -NH-TyrC(O)CH₃, R⁶SO₂NH-, Ac-Cya-NH-, Tyr-NH-,
 HO-(C₆H₅)-CH₂CH₂C(O)NH-, or CH₃-(C₆H₅)-C(O)CH₂CH₂C(O)NH-;

R^3 is C₁-C₄ straight or branched alkyl, NH₂-CH₂-(CH₂)_q-, HO-CH₂-,
 (CH₃)₂CHNH(CH₂)₄-, R⁶(CH₂)_q-, R⁶SO₂NH-, Ser, Ile,

5



q is 0, 1, 2, or 3;

R^6 is a phenyl or C₈-C₁₄ bicyclic aryl;

m is 1 or 2;

10

p is 1 or 2;

R^4 is H, C₁-C₄ straight or branched alkyl, phenyl, benzyl, or
 (C₆H₅)-CH₂-O-CH₂-;

X is H, Cl, F, Br, methyl, or methoxy; and

R^5 is -NH₂, -OH, glycinol, NH₂-Pro-Ser-, NH₂-Pro-Lys-, HO-Ser-,

15

HO-Pro-Ser-, HO-Lys-, -Ser alcohol, -Ser-Pro alcohol, -Lys-Pro alcohol,

HOCH₂CH₂-O-CH₂CH₂NH-, NH₂-Phe-Arg-, NH₂-Glu-,

NH₂CH₂RCH₂NH-, RHN-, or RO- where R is a C₁-C₄ straight or branched
 alkyl.

20

In another preferred embodiment of the present invention are compounds of the
 Structural Formula III, wherein W is Glu or a single bond (*viz.*, is absent); R₄ is H or CH₃;
 X is H, Cl, F, or Br; and R₅ is NH₂ or OH.

A preferred embodiment includes compounds of Structural Formula III wherein
 W is Glu or is absent; R¹ is H-, Ac-, Arg-, Ac-Arg-, or Ac-D-Arg-; m is 1 or 2; p is 1; and

25

R⁵ is NH₂ or OH.

Another preferred embodiment of the invention includes a compound of Structural
 Formula III wherein W is absent; R¹ is Ac-; m is 2; p is 1; and R⁵ is NH₂.

Another preferred embodiment of the invention includes a compound of Structural Formula III wherein W is Glu; R¹ is Ac-Arg-; m is 1; p is 1; and R⁵ is NH₂.

Another preferred embodiment of the invention includes a compound of Structural Formula III wherein W is absent; R¹ is H; m is 2; p is 1; and R⁵ is NH₂.

5 Another preferred embodiment of the invention includes a compound of Structural Formula III wherein W is absent; R¹ is Arg-; m is 2; p is 1; and R⁵ is OH.

A most preferred embodiment of the present invention includes a compound of Structural Formula III wherein W is Glu; R¹ is Ac-D-Arg-; m is 1; p is 1; and R⁵ is NH₂.

10 The present invention includes, but is not limited to, those compounds listed in the following table:

Table 1. Specific compounds within the present invention.

No.	Name
1	Ac-cyclo[Cys-His-D-Phe-Arg-Trp-Cys]-NH ₂
2	Ac-Cya-Arg-cyclo[Cys-Ala-His-D-Phe-Arg-Trp-Cys]-NH ₂
3	Ac-Tyr-Arg-cyclo[Cys-Ala-His-D-Phe-Arg-Trp-Cys]-NH ₂
4	Ac-Tyr-Arg-cyclo[Cys-Arg-His-D-Phe-Arg-Trp-Cys]-NH ₂
5	Ac-Tyr-Arg-cyclo[Cys-Asn-His-D-Phe-Arg-Trp-Cys]-NH ₂
6	Ac-cyclo[Cys-Asp-His-D-Phe-Arg-Trp-Cys]-NH ₂
7	Ac-Tyr-Arg-cyclo[Cys-Asp-His-D-Phe-Arg-Trp-Cys]-NH ₂
8	Ac-cyclo[Cys-Gln-His-D-Phe-Arg-Trp-Cys]-NH ₂
9	Ac-Tyr-Arg-cyclo[Cys-Gln-His-D-Phe-Arg-Trp-Cys]-OH
10	Ac-Tyr-Arg-cyclo[Cys-Gln-His-D-Phe-Arg-Trp-Cys]-OMe
11	Tyr-Arg-cyclo[Cys-Gly-His-D-Phe-Arg-Trp-Cys]-NH ₂
12	Ac-Tyr-Arg-cyclo[Cys-Gly-His-D-Phe-Arg-Trp-Cys]-NH ₂
13	Ac-Tyr-Arg-cyclo[Cys-His-His-D-Phe-Arg-Trp-Cys]-NH ₂
14	Ac-Tyr-Arg-cyclo[Cys-Ile-His-D-Phe-Arg-Trp-Cys]-NH ₂
15	Ac-cyclo[Cys-Leu-His-D-Phe-Arg-Trp-Cys]-NH ₂
16	Ac-cyclo[Cys-Lys-His-D-Phe-Arg-Trp-Cys]-NH ₂
17	N-methyl-Tyr-Arg-cyclo[Cys-Met-His-D-Phe-Arg-Trp-Cys]-NH ₂
18	Ac-Tyr-Arg-cyclo[Cys-Met-His-D-Phe-Arg-Trp-Cys]-NH ₂
19	Ac-Tyr-Arg-cyclo[Cys-Phe-His-D-Phe-Arg-Trp-Cys]-NH ₂
20	Ac-Tyr-Arg-cyclo[Cys-Pro-His-D-Phe-Arg-Trp-Cys]-NH ₂
21	Ac-Tyr-Arg-cyclo[Cys-Ser-His-D-Phe-Arg-Trp-Cys]-NH ₂
22	Ac-Tyr-Arg-cyclo[Cys-Thr-His-D-Phe-Arg-Trp-Cys]-NH ₂
23	Ac-Tyr-Arg-cyclo[Cys-Trp-His-D-Phe-Arg-Trp-Cys]-NH ₂
24	Ac-Tyr-Arg-cyclo[Cys-Tyr-His-D-Phe-Arg-Trp-Cys]-NH ₂
25	Ac-Tyr-Arg-cyclo[Cys-Val-His-D-Phe-Arg-Trp-Cys]-NH ₂
26	Ac-Arg-cyclo[Cys-Cya-His-D-Phe-Arg-Trp-Cys]-NH ₂
27	Ac-D-Arg-cyclo[Cys-Cya-His-D-Phe-Arg-Trp-Cys]-NH ₂
28	Ac-Tyr-Arg-cyclo[Cys-Cya-His-D-Phe-Arg-Trp-Cys]-NH ₂
29	cyclo[Cys-Glu-His-D-Phe-Arg-Trp-Cys]-NH ₂

No.	Name
30	Ac-cyclo[Cys-Glu-His-D-Phe-Arg-Trp-Cys]-NH ₂
31	Ac-cyclo[Cys-Glu-His-(4-F-D-Phe)-Arg-Trp-Cys]-NH ₂
32	Ac-cyclo[Cys-Glu-His-(4-Cl-D-Phe)-Arg-Trp-Cys]-NH ₂
33	Ac-cyclo[Cys-Glu-His-(4-Br-D-Phe)-Arg-Trp-Cys]-NH ₂
34	Ac-cyclo[Cys-Glu-(1-Me-His)-D-Phe-Arg-Trp-Cys]-NH ₂
35	Ac-cyclo[Cys-Glu-His-D-Phe-Arg-Trp-Cys]-Lys-Pro-NH ₂
36	Ac-cyclo[Cys-Glu-His-D-Phe-Arg-Trp-Cys]-Ser-Pro-NH ₂
37	N-propionyl-cyclo[Cys-Glu-His-D-Phe-Arg-Trp-Cys]-NH ₂
38	N-butyryl-cyclo[Cys-Glu-His-D-Phe-Arg-Trp-Cys]-NH ₂
39	N-valeryl-cyclo[Cys-Glu-His-D-Phe-Arg-Trp-Cys]-NH ₂
40	3-guanidinopropionyl-cyclo[Cys-Glu-His-D-Phe-Arg-Trp-Cys]-NH ₂
41	4-guanidinobutyryl-cyclo[Cys-Glu-His-D-Phe-Arg-Trp-Cys]-NH ₂
42	5-guanidinovaleryl-cyclo[Cys-Glu-His-D-Phe-Arg-Trp-Cys]-NH ₂
43	Ac-diaminopropionyl-cyclo[Cys-Glu-His-D-Phe-Arg-Trp-Cys]-NH ₂
44	Ac-diaminobutyryl-cyclo[Cys-Glu-His-D-Phe-Arg-Trp-Cys]-NH ₂
45	Arg-cyclo[Cys-Glu-His-D-Phe-Arg-Trp-Cys]-OH
46	D-Arg-cyclo[Cys-Glu-His-D-Phe-Arg-Trp-Cys]-NH ₂
47	Ac-D-Arg-cyclo[Cys-Glu-His-Phe-Arg-Trp-Cys]-NH ₂
48	Ac-Arg-cyclo[Cys-Glu-His-D-Phe-Arg-Trp-Cys]-NH ₂
49	Ac-Arg-cyclo[Cys-Glu-His-D-Phe-Arg-Trp-Cys]-OH
50	Ac-Arg-cyclo[Cys-Glu-His-(4-Cl-D-Phe)-Arg-Trp-Cys]-NH ₂
51	Ac-Arg-cyclo[Cys-Glu-(1-Me-His)-D-Phe-Arg-Trp-Cys]-NH ₂
52	Ac-D-Arg-cyclo[Cys-Glu-His-D-Phe-Arg-Trp-Cys]-NH ₂
53	Ac-D-Arg-cyclo[Cys-Glu-His-D-Phe-Arg-Trp-Cys]-OH
54	Ac-hArg-cyclo[Cys-Glu-His-D-Phe-Arg-Trp-Cys]-NH ₂
55	Ac-Cit-cyclo[Cys-Glu-His-D-Phe-Arg-Trp-Cys]-NH ₂
56	Ac-Cit-cyclo[Cys-Glu-(1-Me-His)-D-Phe-Arg-Trp-Cys]-NH ₂
57	Ac-Leu-cyclo[Cys-Glu-His-D-Phe-Arg-Trp-Cys]-NH ₂
58	Ac-Lys-cyclo[Cys-Glu-His-D-Phe-Arg-Trp-Cys]-NH ₂
59	Ac-Lys(ipr)-cyclo[Cys-Glu-His-D-Phe-Arg-Trp-Cys]-NH ₂
60	Ac-nLeu-cyclo[Cys-Glu-His-D-Phe-Arg-Trp-Cys]-NH ₂
61	Ac-nLeu-cyclo[Cys-Glu-His-D-Phe-Arg-Trp-Cys]-Ser-Pro-NH ₂
62	Ac-Orn-cyclo[Cys-Glu-His-D-Phe-Arg-Trp-Cys]-NH ₂
63	Ac-Val-cyclo[Cys-Glu-His-D-Phe-Arg-Trp-Cys]-NH ₂
64	N-(2-naphthalenesulfonyl)-D-Arg-cyclo[Cys-Glu-His-D-Phe-Arg-Trp-Cys]-NH ₂
65	N-(2-naphthalenesulfonylamino-4-oxo-butyryl)-D-Arg-cyclo[Cys-Glu-His-D-Phe-Arg-Trp-Cys]-NH ₂
66	3-(4-hydroxyphenyl)propionyl-Arg-cyclo[Cys-Glu-His-D-Phe-Arg-Trp-Cys]-NH ₂
67	3-(4-methylbenzoyl)propionyl-Arg-cyclo[Cys-Glu-His-D-Phe-Arg-Trp-Cys]-NH ₂
68	Tyr-Arg-cyclo[Cys-Glu-His-D-Phe-Arg-Trp-Cys]-NH ₂
69	Tyr-Arg-cyclo[Cys-Glu-His-D-Phe-Arg-Trp-Cys]-OH
70	Tyr-Arg-cyclo[Cys-Glu-His-D-Phe-Arg-Trp-Cys]-NH-(CH ₂) ₆ -NH ₂
71	Tyr-Arg-cyclo[Cys-Glu-His-D-Phe-Arg-Trp-Cys]-Glu-NH ₂
72	Ac-Tyr-Arg-cyclo[Cys-Glu-His-D-Phe-Arg-Trp-Cys]-NH ₂
73	Ac-Tyr-Arg-cyclo[Cys-Glu-His-D-Phe-Arg-Trp-Cys]-OH
74	N-succinyl-Tyr-Arg-cyclo[Cys-Glu-His-D-Phe-Arg-Trp-Cys]-NH ₂
75	N-glutaryl-Tyr-Arg-cyclo[Cys-Glu-His-D-Phe-Arg-Trp-Cys]-NH ₂
76	N-glutaryl-Tyr-Arg-cyclo[Cys-Glu-His-D-Phe-Arg-Trp-Cys]-OH

No.	Name
77	gluconoyl-Tyr-Arg-cyclo[Cys-Glu-His-D-Phe-Arg-Trp-Cys]-NH ₂
78	Ac-Tyr-Arg-cyclo[Cys-Glu-His-D-Phe-Arg-Trp-Cys] alcohol
79	Ac-Tyr-D-Arg-cyclo[Cys-Glu-His-D-Phe-Arg-Trp-Cys]-NH ₂
80	Ac-Tyr-Arg-cyclo[D-Cys-Glu-His-D-Phe-Arg-Trp-Cys]-NH ₂
81	Ac-Tyr-Arg-cyclo[Cys-Glu-(1-Me-His)-D-Phe-Arg-Trp-Cys]-NH ₂
82	Ac-Tyr-Arg-cyclo[Cys-Glu-(1-Me-D-His)-D-Phe-Arg-Trp-Cys]-NH ₂
83	Ac-Tyr-Arg-cyclo[Cys-Glu-His-(4-F-D-Phe)-Arg-Trp-Cys]-NH ₂
84	Ac-Tyr-Arg-cyclo[Cys-Glu-(1-Me-His)-(4-F-D-Phe)-Arg-Trp-Cys]-NH ₂
85	Ac-Tyr-Arg-cyclo[Cys-Glu-(1-Me-D-His)-(4-F-D-Phe)-Arg-Trp-Cys]-NH ₂
86	Ac-Tyr-Arg-cyclo[Cys-Glu-His-(4-Cl-D-Phe)-Arg-Trp-Cys]-NH ₂
87	Ac-Arg-cyclo[Cys-Glu-(1-Me-His)-(4-Cl-D-Phe)-Arg-Trp-Cys]-NH ₂
88	Ac-Tyr-Arg-cyclo[Cys-Glu-(1-Me-D-His)-(4-Cl-D-Phe)-Arg-Trp-Cys]-NH ₂
89	Ac-Tyr-Arg-cyclo[Cys-Glu-His-(4-Br-D-Phe)-Arg-Trp-Cys]-NH ₂
90	Ac-Tyr-Arg-cyclo[Cys-Glu-(1-Me-His)-(4-Br-D-Phe)-Arg-Trp-Cys]-NH ₂
91	Ac-Tyr-Arg-cyclo[Cys-Glu-(1-Me-D-His)-(4-Br-D-Phe)-Arg-Trp-Cys]-NH ₂
92	Ac-Tyr-Arg-cyclo[Cys-Glu-His-(4-Me-D-Phe)-Arg-Trp-Cys]-NH ₂
93	Ac-Tyr-Arg-cyclo[Cys-Glu-His-(4-OMe-D-Phe)-Arg-Trp-Cys]-NH ₂
94	Ac-Tyr-Arg-cyclo[Cys-Glu-(1-Me-His)-(4-OMe-D-Phe)-Arg-Trp-Cys]-NH ₂
95	Ac-Tyr-Arg-cyclo[Cys-Glu-(1-Me-D-His)-(4-OMe-D-Phe)-Arg-Trp-Cys]-NH ₂
96	Ac-Tyr-Arg-cyclo[Cys-Glu-(3-Me-His)-D-Phe-Arg-Trp-Cys]-NH ₂
97	Ac-Tyr-Arg-cyclo[Cys-Glu-(5-Me-His)-D-Phe-Arg-Trp-Cys]-NH ₂
98	Ac-Tyr-Arg-cyclo[Cys-Glu-(5-Me-D-His)-D-Phe-Arg-Trp-Cys]-NH ₂
99	Ac-Tyr-Arg-cyclo[Cys-Glu-(1-benzyl-His)-D-Phe-Arg-Trp-Cys]-NH ₂
100	Ac-Tyr-Arg-cyclo[Cys-Glu-(1-benzyl-D-His)-D-Phe-Arg-Trp-Cys]-NH ₂
101	Ac-Tyr-Arg-cyclo[Cys-Glu-(1-Bom-His)-D-Phe-Arg-Trp-Cys]-NH ₂
102	Ac-Tyr-Arg-cyclo[Cys-Glu-(1-pyrazolyl-Ala)-D-Phe-Arg-Trp-Cys]-NH ₂
103	Ac-Tyr-Arg-cyclo[Cys-Glu-(4-phenyl-1H-imidazol-2-yl-Ala)-D-Phe-Arg-Trp-Cys]-NH ₂
104	Ac-Tyr-Arg-cyclo[Cys-Glu-(4-phenyl-1H-imidazol-2-yl-D-Ala)-D-Phe-Arg-Trp-Cys]-NH ₂
105	Ac-Tyr-Arg-cyclo[Cys-Glu-(2-pyrazine-Ala)-D-Phe-Arg-Trp-Cys]-NH ₂
106	Ac-Tyr-Arg-cyclo[Cys-Glu-(β-(1,2,4-triazol-3-yl))-Ala)-D-Phe-Arg-Trp-Cys]-NH ₂
107	Ac-Tyr-Arg-cyclo[Cys-Glu-(β-(1,2,4-triazol-3-yl))-D-Ala)-D-Phe-Arg-Trp-Cys]-NH ₂
108	Ac-Tyr-Arg-cyclo[Cys-Glu-(β-((1-benzyl)-1,2,4-triazol-3-yl))-Ala)-D-Phe-Arg-Trp-Cys]-NH ₂
109	Ac-Tyr-Arg-cyclo[Cys-Glu-(β-((1-benzyl)-1,2,4-triazol-3-yl))-D-Ala)-D-Phe-Arg-Trp-Cys]-NH ₂
110	Ac-Tyr-Arg-cyclo[Cys-Glu-(β-(2-furyl)-Ala)-D-Phe-Arg-Trp-Cys]-NH ₂
111	Ac-Tyr-Arg-cyclo[Cys-Glu-(β-(thien-2-yl)-Ala)-D-Phe-Arg-Trp-Cys]-NH ₂
112	Ac-Tyr-Arg-cyclo[Cys-Glu-(β-(1,3-thiazol-4-yl)-Ala)-D-Phe-Arg-Trp-Cys]-NH ₂
113	Ac-Tyr-Arg-cyclo[Cys-Glu-(β-(pyridin-4-yl)-Ala)-D-Phe-Arg-Trp-Cys]-NH ₂
114	Ac-Tyr-Arg-cyclo[Cys-Glu-His-D-Phe-Arg-Trp-Cys]-glycine
115	Ac-Tyr-Arg-cyclo[Cys-Glu-His-D-Phe-Arg-Trp-Cys]-2-(2-aminoethoxy)ethanol
116	Ac-Tyr-Arg-cyclo[Cys-Glu-His-D-Phe-Arg-Trp-Cys]-Ser alcohol
117	Ac-Tyr-Arg-cyclo[Cys-Glu-His-D-Phe-Arg-Trp-Cys]-NH-(CH ₂) ₆ -NH ₂
118	Ac-Tyr-Arg-cyclo[Cys-Glu-His-D-Phe-Arg-Trp-Cys]-Glu-NH ₂
119	Ac-Tyr-Arg-cyclo[Cys-Glu-His-D-Phe-Arg-Trp-Cys]-Ser-Pro-NH ₂
120	Ac-Tyr-Arg-cyclo[Cys-Glu-His-D-Phe-Arg-Trp-Cys]-Ser-Pro alcohol
121	Ac-Tyr-Arg-cyclo[Cys-Glu-His-D-Phe-Arg-Trp-Cys]-Lys-Pro-NH ₂
122	Ac-Tyr-Arg-cyclo[Cys-Glu-His-D-Phe-Arg-Trp-Cys]-Lys-Pro alcohol
123	Ac-Tyr-Arg-cyclo[Cys-Glu-His-D-Phe-Arg-Trp-Cys]-Arg-Phe-NH ₂
124	Ac-Tyr-Cit-cyclo[Cys-Glu-His-D-Phe-Arg-Trp-Cys]-NH ₂

No.	Name
125	Ac-Tyr-Cit-cyclo[Cys-Glu-(1-Me-His)-D-Phe-Arg-Trp-Cys]-NH ₂
126	Ac-Tyr-hArg-cyclo[Cys-Glu-His-D-Phe-Arg-Trp-Cys]-NH ₂
127	Ac-Tyr-(1-β-hArg)-cyclo[Cys-Glu-His-D-Phe-Arg-Trp-Cys]-NH ₂
128	Ac-Tyr-Lys-cyclo[Cys-Glu-His-D-Phe-Arg-Trp-Cys]-NH ₂
129	Ac-Tyr-Ser-cyclo[Cys-Glu-His-D-Phe-Arg-Trp-Cys]-NH ₂
130	Ac-Tyr-Val-cyclo[Cys-Glu-His-D-Phe-Arg-Trp-Cys]-NH ₂
131	N-succinyl-Tyr-Arg-cyclo[Cys-Glu-His-D-Phe-Arg-Trp-Cys]-OH
132	cyclo[hCys-His-D-Phe-Arg-Trp-Cys]-NH ₂
133	cyclo[hCys-His-D-Phe-Arg-Trp-Cys]-OH
134	cyclo[hCys-His-(4-F-D-Phe)-Arg-Trp-Cys]-NH ₂
135	cyclo[hCys-His-(4-Cl-D-Phe)-Arg-Trp-Cys]-NH ₂
136	Ac-cyclo[hCys-His-Phe-Arg-Trp-Cys]-NH ₂
137	Ac-cyclo[hCys-His-D-Phe-Arg-Trp-Cys]-NH ₂
138	Ac-cyclo[hCys-His-D-Phe-Arg-Trp-Cys]-OH
139	Ac-cyclo[hCys-His-(4-F-D-Phe)-Arg-Trp-Cys]-NH ₂
140	Ac-cyclo[hCys-His-(4-Cl-D-Phe)-Arg-Trp-Cys]-NH ₂
141	N-cyclopropanecarbonyl-cyclo[hCys-His-D-Phe-Arg-Trp-Cys]-NH ₂
142	N-cyclobutanecarbonyl-cyclo[hCys-His-D-Phe-Arg-Trp-Cys]-NH ₂
143	N-cyclopentanecarbonyl-cyclo[hCys-His-D-Phe-Arg-Trp-Cys]-NH ₂
144	N-cyclohexanecarbonyl-cyclo[hCys-His-D-Phe-Arg-Trp-Cys]-NH ₂
145	N-hexanoyl-cyclo[hCys-His-D-Phe-Arg-Trp-Cys]-NH ₂
146	N-benzoyl-cyclo[hCys-His-D-Phe-Arg-Trp-Cys]-NH ₂
147	4-phenylbutyryl-cyclo[hCys-His-D-Phe-Arg-Trp-Cys]-NH ₂
148	3-guanidinopropionyl-cyclo[hCys-His-D-Phe-Arg-Trp-Cys]-NH ₂
149	5-guanidinovaleryl-cyclo[hCys-His-D-Phe-Arg-Trp-Cys]-NH ₂
150	N-phenylsulfonyl-cyclo[hCys-His-D-Phe-Arg-Trp-Cys]-NH ₂
151	N-(2-naphthalenesulfonyl)-cyclo[hCys-His-D-Phe-Arg-Trp-Cys]-NH ₂
152	N-(4-phenylsulfonamido-4-oxo-butyl)-cyclo[hCys-His-D-Phe-Arg-Trp-Cys]-NH ₂
153	Arg-cyclo[hCys-His-D-Phe-Arg-Trp-Cys]-NH ₂
154	D-Arg-cyclo[hCys-His-D-Phe-Arg-Trp-Cys]-NH ₂
155	Arg-cyclo[hCys-His-D-Phe-Arg-Trp-Cys]-OH
156	Arg-cyclo[hCys-(1-Me-His)-D-Phe-Arg-Trp-Cys]-NH ₂
157	Arg-cyclo[hCys-(1-Me-D-His)-D-Phe-Arg-Trp-Cys]-NH ₂
158	Ac-Arg-cyclo[hCys-His-D-Phe-Arg-Trp-Cys]-NH ₂
159	Ac-Arg-cyclo[hCys-His-D-Phe-Arg-Trp-Cys]-NH ₂
160	Ac-nLeu-cyclo[hCys-His-D-Phe-Arg-Trp-Cys]-NH ₂
161	phenylsulfonyl-Gly-cyclo[hCys-His-D-Phe-Arg-Trp-Cys]-NH ₂
162	Tyr-Arg-cyclo[hCys-His-D-Phe-Arg-Trp-Cys]-NH ₂
163	Tyr-Arg-cyclo[hCys-His-D-Phe-Arg-Trp-Cys]-OH
164	Ac-Tyr-Arg-cyclo[hCys-His-D-Phe-Arg-Trp-Cys]-NH ₂
165	Ac-Tyr-Arg-cyclo[hCys-His-D-Phe-Arg-Trp-Cys]-OH
166	Ac-Tyr-Arg-cyclo[hCys-Glu-His-D-Phe-Arg-Trp-Cys]-NH ₂
167	Ac-cyclo[hCys-His-(β-cyclohexyl-D-Ala)-Arg-Trp-Cys]-NH ₂
168	Ac-cyclo[hCys-His-D-Phe-Arg-Trp-penicillamine]-NH ₂
169	Ac-cyclo[hCys-His-(4-Cl-D-Phe)-Arg-Trp-penicillamine]-NH ₂
170	N-hexanoyl-cyclo[hCys-His-D-Phe-Arg-Trp-penicillamine]-NH ₂
171	N-cyclopentanecarbonyl-cyclo[hCys-His-D-Phe-Arg-Trp-penicillamine]-NH ₂
172	N-cyclohexanecarbonyl-cyclo[hCys-His-D-Phe-Arg-Trp-penicillamine]-NH ₂

No.	Name
173	N-benzoyl-cyclo[hCys-His-D-Phe-Arg-Trp-penicillamine]-NH ₂
174	4-phenylbutyryl-cyclo[hCys-His-D-Phe-Arg-Trp-penicillamine]-NH ₂
175	N-phenylsulfonyl-cyclo[hCys-His-D-Phe-Arg-Trp-penicillamine]-NH ₂
176	(4-benzenesulfonamide)butyryl-cyclo[hCys-His-D-Phe-Arg-Trp-penicillamine]-NH ₂
177	Ac-nLeu-cyclo[hCys-His-D-Phe-Arg-Trp-penicillamine]-NH ₂
178	N-phenylsulfonyl-Gly-cyclo[hCys-His-D-Phe-Arg-Trp-penicillamine]-NH ₂
179	cyclo[3-thiopropionyl-His-D-Phe-Arg-Trp-hCys]-NH ₂
180	cyclo[Cys-His-D-Phe-Arg-Trp-hCys]-NH ₂
181	cyclo[Cys-His-(4-F-D-Phe)-Arg-Trp-hCys]-NH ₂
182	cyclo[Cys-His-(4-Cl-D-Phe)-Arg-Trp-hCys]-NH ₂
183	Ac-cyclo[Cys-His-D-Phe-Arg-Trp-hCys]-NH ₂
184	Ac-cyclo[Cys-His-(4-F-D-Phe)-Arg-Trp-hCys]-NH ₂
185	Ac-cyclo[Cys-His-(4-Cl-D-Phe)-Arg-Trp-hCys]-NH ₂
186	Arg-cyclo[Cys-His-D-Phe-Arg-Trp-hCys]-NH ₂
187	Arg-cyclo[Cys-His-(4-F-D-Phe)-Arg-Trp-hCys]-NH ₂
188	Arg-cyclo[Cys-His-(4-Cl-D-Phe)-Arg-Trp-hCys]-NH ₂
189	Ac-Arg-cyclo[Cys-His-D-Phe-Arg-Trp-hCys]-NH ₂
190	Ac-Arg-cyclo[Cys-His-(4-F-D-Phe)-Arg-Trp-hCys]-NH ₂
191	Ac-Arg-cyclo[Cys-His-(4-Cl-D-Phe)-Arg-Trp-hCys]-NH ₂
192	Ac-Tyr-Arg-cyclo[Cys-Glu-His-D-Phe-Arg-Trp-hCys]-NH ₂
193	Ac-cyclo[hCys-His-D-Phe-Arg-Trp-hCys]-NH ₂
194	Arg-cyclo[hCys-His-D-Phe-Arg-Trp-hCys]-NH ₂
195	Ac-Arg-cyclo[hCys-His-D-Phe-Arg-Trp-hCys]-NH ₂
196	Ac-Tyr-Arg-cyclo[hCys-His-D-Phe-Arg-Trp-hCys]-NH ₂
197	Ac-Tyr-Arg-cyclo[hCys-Glu-His-D-Phe-Arg-Trp-hCys]-NH ₂
198	Ac-cyclo(S-CH ₂ -S)[Cys-His-D-Phe-Arg-Trp-Cys]-NH ₂

A preferred embodiment of the invention includes Compound Nos. 48, 52, 132, 137, and 155. More preferred is a group consisting of Compound Numbers 52 and 137. Another more preferred embodiment includes Compound Number 137, denoted by the name Ac-cyclo[hCys-His-D-Phe-Arg-Trp-Cys]-NH₂. A most preferred embodiment of the present invention includes Compound Number 52, denoted by the name Ac-D-Arg-cyclo[Cys-Glu-His-D-Phe-Arg-Trp-Cys]-NH₂.

In one embodiment, the present invention relates to pharmaceutical compositions comprising at least one compound of the present invention, or a pharmaceutically acceptable salt thereof, and a pharmaceutically acceptable carrier.

In another embodiment, the present invention relates to a method for agonizing the MC4 receptor, which comprises administering to a patient in need thereof an effective amount of a compound represented by Structural Formula I, Structural Formula II, or Structural Formula III, or a pharmaceutical salt thereof.

In another embodiment, the present invention relates to a method of treating obesity in a mammal, comprising the step of administering to the mammal in need thereof a pharmaceutically effective amount of at least one compound of Structural Formula I, Structural Formula II, or Structural Formula III, or a pharmaceutical salt thereof.

5 In another embodiment, the present invention relates to a method of treating diabetes mellitus in a mammal, comprising the step of administering to the mammal in need thereof a pharmaceutically effective amount of at least one compound of Structural Formula I, Structural Formula II, or Structural Formula III, or a pharmaceutical salt thereof.

10 In another embodiment, the present invention relates to a method of treating male and/or female sexual dysfunction in a mammal, comprising the step of administering to the mammal in need thereof a pharmaceutically effective amount of at least one compound of Structural Formula I, Structural Formula II, or Structural Formula III, or a pharmaceutical salt thereof.

15 In another embodiment, the present invention is further related to the use of the compound of Structural Formula I, Structural Formula II, or Structural Formula III, or a pharmaceutical salt thereof, as a medicament.

In another embodiment, the present invention is further related to the use of the compound of Structural Formula I, Structural Formula II, or Structural Formula III, or a pharmaceutical salt thereof, in the manufacture of a medicament for treating obesity.

20 In another embodiment, the present invention is further related to the use of the compound of Structural Formula I, Structural Formula II, or Structural Formula III, or a pharmaceutical salt thereof, in the manufacture of a medicament for treating diabetes mellitus.

25 In another embodiment, the present invention is further related to the use of the compound of Structural Formula I, Structural Formula II, or Structural Formula III, or a pharmaceutical salt thereof, in the manufacture of a medicament for treating sexual dysfunction.

The compounds of the present invention also can be effective in treating and preventing diabetes mellitus, and male and female sexual dysfunction. In addition, the compounds can be associated with a more favorable safety profile than compounds currently used to treat these conditions.

30

The terms used to describe the instant invention have the following meanings herein.

When a compound represented by Structural Formula I, Structural Formula II, or
5 Structural Formula III has more than one chiral substituent, it may exist in diastereoisomeric forms. The diastereoisomeric pairs may be separated by methods known to those skilled in the art (for example, chromatography or crystallization), and the individual enantiomers within each pair may be separated using methods familiar to the skilled artisan. The present invention includes each diastereoisomer of compounds of
10 Structural Formula I, Structural Formula II, and Structural Formula III, and mixtures thereof.

Certain compounds of Structural Formula I, Structural Formula II, and Structural Formula III may exist in different stable conformational forms, which may be separable. Torsional asymmetry due to restricted rotation about an asymmetric single bond, for
15 example because of steric hindrance or ring strain, may permit separation of different conformers. The present invention includes each conformational isomer of compounds of Structural Formula I, Structural Formula II, and Structural Formula III, and mixtures thereof.

Certain compounds of Structural Formula I, Structural Formula II, and Structural
20 Formula III may exist in zwitterionic form, and the present invention includes each zwitterionic form of compounds of Structural Formula I, Structural Formula II, or Structural Formula III, and mixtures thereof.

As used herein, "C₁-C₄ straight or branched alkyl" means a straight chained or branched hydrocarbon having 1 to 4 carbon atoms, which is completely saturated and
25 unsubstituted. "C₃-C₇ cycloalkyl" refers to a saturated, unsubstituted hydrocarbon ring having 3 to 7 carbon atoms. A "C₁-C₄ straight or branched heteroalkyl" refers to a straight chained or branched hydrocarbon having 1 to 4 carbon atoms, which is completely saturated and unsubstituted, that also contains at least one "heteroatom." A "heteroatom" is nitrogen, oxygen, or sulfur. "C₃-C₇ heterocycloalkyl" refers to a
30 saturated, unsubstituted hydrocarbon ring having 3 to 7 carbon atoms, which also contains at least one "heteroatom." C₁-C₄ straight or branched alkyl, C₃-C₇ cycloalkyl, C₁-C₄ straight or branched heteroalkyl, and C₃-C₇ heterocycloalkyl may be used as generic

modifiers to describe a genus of substituents on another functional group such as a carbonyl, sulfonyl, or sulfonamide. For example, a "C₃-C₇ cycloalkylcarbonyl" refers to a genus of saturated, unsubstituted hydrocarbon rings having 3 to 7 carbon atoms that are bonded to a carbonyl group.

5 A "C₈-C₁₄ bicyclic aryl" refers to two or three hydrocarbon rings fused together, having 8 to 14 carbon atoms, such as naphthalene. A C₈-C₁₄ bicyclic aryl ring system has at least one aromatic ring. A "5- or 6-membered heteroaryl" refers to a monocyclic aromatic ring having 5 or 6 atoms, of which 1-4 atoms are heteroatoms. An "8- to 14-membered bicyclic heteroaryl" ring refers to two or three hydrocarbon rings fused
10 together, having 8 to 14 atoms, at least one aromatic ring, and 1-4 heteroatoms.

A phenyl, benzyl, benzoyl, C₈-C₁₄ bicyclic aryl, 5- or 6-membered heteroaryl, or 8- to 14-membered bicyclic heteroaryl may be unsubstituted or substituted with C₁-C₄ straight or branched alkyl, F, Cl, Br, -OH, methoxy, phenyl, benzyl, benzoyl, or benzyloxymethyl. Furthermore, phenyl, benzyl, benzoyl, C₈-C₁₄ bicyclic aryl, 5- or
15 6-membered heteroaryl, and 8- to 14-membered bicyclic heteroaryl may be used as generic modifiers to describe a genus of substituents on another functional group such as a carbonyl, sulfonyl, or sulfonamide. For example, a "C₈-C₁₄ bicyclic arylsulfonyl" refers to a genus of bicyclic aryl rings having 8 to 14 carbon atoms that are bonded to a sulfonyl group.

20 Modified amino acids are indicated by parentheses around the amino acid and the modification thereto (*e.g.*, (4-Cl-D-Phe) is a 4-chloro modification on the D-isomer of phenylalanine). With respect to moieties depicted in Structural Formula I, Structural Formula II, and Structural Formula III, the single letter designations are as defined and do not refer to single letter amino acids corresponding to those letters.

25 The letter "D" preceding the above-mentioned 3-letter abbreviations, *e.g.*, "D-Phe," means the D-form of the amino acid. When the single letter abbreviation is used for an amino acid, a "d" will precede the letter to designate the D-form of the amino acid (*e.g.*, dF = D-Phe).

30 An "amino alcohol" is an amino acid that has been modified by reducing the carbonyl group of the C-terminus to a methyl group. Amino alcohols are denoted by the general nomenclature "Xaa alcohol," wherein Xaa is the specific amino acid from which the carbonyl group has been removed. To illustrate, "Ser alcohol" has the structure

H₂N-CH(CH₂OH)-CH₂OH as opposed to the Ser amino acid structure of H₂N-CH(CH₂OH)-COOH.

“Single bond,” as used herein, refers to a structure that does not contain an amino acid at the specified position. It is used to signify that an amino acid is absent from that position such that the carbonyl adjacent to that position on one side and the amine adjacent to that position on the other side form a peptide bond with each other.

“*” means that both the D- and L- isomers are possible.

“Ac” refers to acetyl (*i.e.*, -C(O)CH₃).

“Orn” refers to ornithine.

“hCys” refers to homocysteine.

“hArg” refers to homoarginine.

“Lys(ipr)” refers to lysine(N-isopropyl).

“Cit” refers to citrulline.

“nLeu” refers to norleucine.

“Me” refers to methyl.

“OMe” refers to methoxy.

“Cya” refers to cysteic acid.

“Dap” refers to diaminopropionyl.

“Dab” refers to diaminobutyryl.

“MC4 agonist” refers to a compound that has affinity for the MC4 receptor and results in measurable biological activity in cells, tissues, and organisms containing the MC4 receptor. Assays measuring such activity are well known in the art.

The term “selective” means having an activation preference for a certain receptor over other receptors which can be quantified based on whole cell, tissue, or organism assays which demonstrate receptor activity. Selectivity is ascertained by comparison of EC₅₀ values at the relevant receptors referenced.

“Pharmaceutically-acceptable salt” refers to salts of the compounds of the Structural Formula I, Structural Formula II, or Structural Formula III that are substantially non-toxic to mammals. Typical pharmaceutically acceptable salts include those salts prepared by reaction of the compounds of the present invention with a mineral or organic acid or an organic or inorganic base. Such salts are known as acid addition and base addition salts, respectively. It should be recognized that the particular counterion forming

a part of any salt of this invention is not of a critical nature, so long as the salt as a whole is pharmaceutically acceptable and as long as the counterion does not contribute undesired qualities to the salt as a whole.

A pharmaceutical "acid addition salt" is a salt formed by reaction of the free base form of a compound of formula I with a pharmaceutical acid, such as described in the Encyclopedia of Pharmaceutical Technology, editors James Swarbrick and James C. Boylan, Vol. 13 (1996), "Preservation of Pharmaceutical Products to Salt Forms of Drugs and Absorption." Specific salt forms include, but are not limited to the: acetate, benzoate, benzenesulfonate, 4-chlorobenzenesulfonate; citrate; ethanesulfonate; fumarate; d-gluconate; d-glucuronate; glutarate; glycolate; hippurate; hydrochloride; 2-hydroxyethanesulfonate; dl-lactate; maleate; d-malate; l-malate; malonate; d-mandelate; l-mandelate; methanesulfonate; 1,5-naphthalenedisulfonate; 2-naphthalenesulfonate; phosphate; salicylate; succinate; sulfate; d-tartrate; l-tartrate; and p-toluenesulfonate.

A pharmaceutical "base addition" salt is a salt formed by reaction of the free acid form of a compound of formula I with a pharmaceutical base, such as described in the Encyclopedia of Pharmaceutical Technology, *supra*. Specific salt forms include, but are not limited to the: calcium, diethanolamine, diethylamine, ethylenediamine, lysine, magnesium, piperazine, potassium, sodium, and tromethamine (Tris, Trizma) salts.

The term "active ingredient" means the compounds generically described by Structural Formula I, Structural Formula II, or Structural Formula III, as well as the salts of such compounds.

The term "pharmaceutically acceptable" means that the carrier, diluent, excipients, and salt must be compatible with the other ingredients of the composition and not clinically deleterious to the recipient thereof. Pharmaceutical compositions of the present invention are prepared by procedures known in the art using well-known and readily available ingredients.

The terms "treating" and "treat", as used herein, include their generally accepted meanings, *i.e.*, alleviating, ameliorating, managing, preventing, prohibiting, restraining, slowing, stopping, or reversing the progression or severity of a pathological condition, or sequela thereof, described herein.

The diseases, disorders or conditions for which compounds of the present invention are useful in treating include (1) obesity, (2) diabetes mellitus, and (3) male and/or female sexual dysfunction.

5 "Preventing" refers to reducing the likelihood that the recipient will incur or develop any of the pathological conditions described herein. The term "preventing" is particularly applicable to a patient that is susceptible to the particular pathological condition as determined by medical diagnosis.

10 "Pharmaceutically effective amount" means that amount of a compound, or salt thereof, that will elicit the biological or medical response of a tissue, system, or mammal and/or is capable of treating the conditions described herein, or that is capable of agonizing the MC3 and/or MC4 receptors. An "effective amount" of the peptide administered to a subject will also depend on the type and severity of the disease or condition and on the characteristics of the subject, such as general health, age, sex, body weight and tolerance to drugs. The recipient patient's physician should determine the
15 therapeutic dose administered in light of the relevant circumstances.

A pharmaceutically effective amount can be administered prophylactically to a patient thought to be susceptible to development of a disease or condition. Such amount, when administered prophylactically to a patient, can also be effective to prevent or lessen the severity of the mediated condition. The dosage regimen utilizing the compounds of
20 the present invention is selected by one of ordinary skill in the medical or veterinary arts, in view of a variety of factors, including, without limitation, the route of administration, the prior medical history of the recipient, the pathological condition or symptom being treated, the severity of the condition/symptom being treated, and the age and sex of the recipient patient. However, it will be understood that the therapeutic dose administered
25 will be determined by the attending physician in the light of the relevant circumstances.

Generally, an effective minimum daily dose of a compound of the present invention will exceed about 0.01 mg. Typically, an effective maximum daily dose will not exceed about 1000 mg. More preferably, an effective minimum daily dose will be between about 0.05 mg and 50 mg, more preferably between 0.1 mg and 10 mg. Most
30 preferably, an effective minimum daily dose of an MC4R agonist peptide in the present invention will exceed about 2 $\mu\text{g}/\text{kg}$ and will not exceed about 20 $\mu\text{g}/\text{kg}$. The exact dose may be determined, in accordance with the standard practice in the medical arts of "dose

titrating" the recipient; that is, initially administering a low dose of the compound, and gradually increasing the dose until the desired therapeutic effect is observed. The desired dose may be presented in a single dose or as divided doses administered at appropriate intervals.

5 A "mammal" is an individual animal that is a member of the taxonomic class Mammalia. The class Mammalia includes humans, monkeys, chimpanzees, gorillas, cattle, swine, horses, sheep, dogs, cats, mice, and rats. The attending physician of ordinary skill can identify humans who will benefit from administration of the compounds and compositions of the present invention.

10 The term "patient" includes human and non-human animals such as companion animals (dogs and cats and the like), farm animals, and laboratory animals.

The term "pharmaceutical" when used herein as an adjective means substantially non-deleterious to the recipient patient.

15 A pharmaceutically effective amount of a compound of Structural Formula I, Structural Formula II, or Structural Formula III can be used for the preparation of a medicament useful for treating weight loss, obesity, diabetes and male and female sexual dysfunction.

Formulation:

20 The present pharmaceutical compositions are prepared by known procedures using well-known and readily available ingredients. Such procedures may include, *e.g.*, conventional mixing, dissolving, granulating, dragee-making, levigating, emulsifying, encapsulating, entrapping or lyophilizing processes.

25 Because compounds of the invention contain an acidic moiety (*i.e.*, carboxy), the compounds of the invention may be formulated as a pharmaceutical base addition salt thereof, *e.g.*, as the sodium salt. Similarly, because compounds of the invention contain a basic moiety (*i.e.*, amino), the compounds can be formulated as a pharmaceutical acid addition salt, *e.g.*, as the acetate salt.

30 In making the compositions of the present invention, the active ingredient (a compound of the present invention) will usually be mixed with a carrier, or diluted by a carrier, or enclosed within a carrier. When the carrier serves as a diluent, it may be a solid, semisolid, or liquid material that acts as a vehicle, excipient, or medium for the

active ingredient. Thus, the compositions can be in the form of, *e.g.*, a suspension, solution, or sterile injectable solution.

An injectable formulation, for example, a sterile injectable aqueous or oleaginous suspension, can be prepared using suitable dispersing or wetting agents and suspending agents. The sterile injectable formulation may be a solution or suspension in a nontoxic parenterally acceptable diluent or solvent, for example, as a solution in 1,3-butanediol. Among the acceptable vehicles and solvents that may be employed are water, sterile water for injection (WFI), bacteriostatic water for injection (BWFI), Ringer's solution, and isotonic sodium chloride solution. In addition, sterile fixed oils are conventionally employed as a solvent or suspending medium. Fixed oils and fatty acids, such as oleic acid, may be employed in the preparation of an injectable formulation.

The compounds of the present invention, and the pharmaceutically acceptable salts, have valuable pharmacological properties and can be used in pharmaceutical compositions containing a pharmaceutically effective amount of a compound of the present invention, or pharmaceutically acceptable salts thereof, in combination with one or more pharmaceutically acceptable excipients. Excipients may include substances such as carriers, diluents, fillers, flavoring agents, sweeteners, lubricants, solubilizers, suspending agents, wetting agents, binders, disintegrating agents, encapsulating material, antimicrobial agents, and other conventional adjuvants. Proper formulation is dependent upon the route of administration chosen as well as any interactions between excipients. Pharmaceutical compositions typically contain from about 1 to about 99 weight percent of the active ingredient, which is a compound of the present invention.

Solid form formulations may include powders, tablets, and capsules. A solid carrier can be one or more substance that may also act as flavoring agents, lubricants, solubilizers, suspending agents, binders, tablet disintegrating agents, and encapsulating material.

Sterile liquid formulations may include suspensions, emulsions, syrups, and elixirs. The active ingredient may be dissolved or suspended in a pharmaceutically acceptable carrier, such as sterile water, sterile organic solvent, or a mixture of both sterile water and sterile organic solvent. The injectable formulation may be sterilized, for example, by filtration through a bacteria- or virus-retaining filter, by radiation, or by

incorporating sterilizing agents in the form of sterile solid compositions which can be dissolved or dispersed in sterile water or other sterile injectable media just prior to use.

The compounds of the present invention may be formulated in a unit dosage form prior to administration to the recipient patient. A "unit dosage form" is a physically discrete unit containing a unit dose, suitable for administration in human subjects or other mammals. For example, a unit dosage form can be a capsule or tablet, or a number of capsules or tablets. A "unit dose" is a predetermined quantity of the active compound of the present invention, calculated to produce the desired therapeutic effect, generally in association with one or more pharmaceutically acceptable excipients. The quantity of active ingredient in a unit dose may be varied or adjusted from about 0.01 to about 1000 milligrams according to the particular treatment involved.

The compounds of the present invention can be administered in a single daily dose, or the total daily dose may be administered in divided doses, two, three, or more times per day, or by continuous infusion. Where delivery is via transdermal forms, of course, administration is continuous.

The compounds of the present invention can be administered by a variety of routes, including the oral, subcutaneous, topical, parenteral (*e.g.*, intravenous and intramuscular), bronchial, or intranasal routes.

"Continuous infusion" of a compound of the present invention refers to controlled parenteral delivery of the peptide to a patient for an extended period of time. Administration via continuous infusion may be accomplished by, but is not limited to, delivery via pump, depot, suppository, pessary, transdermal patch or other topical administration (such as buccal, sublingual, spray, ointment, creme, or gel) using, for example, subcutaneous, intramuscular, intraperitoneal, intravenous, intracerebral, or intraarterial administration.

A pump delivering a compound of the present invention into the body may be implanted in the patient's body. Alternatively, the patient may wear a pump externally, being attached to the patient's body via catheter, needle, or some other connective means. Any pump that is suitable for the delivery of pharmaceuticals to a patient may be used. Examples include pumps such as those disclosed in US Pat. No. 6,659,982.

A depot is a biocompatible polymer system containing a compound of the present invention and delivering the peptide over time. Examples include microspheres,

microcapsules, nanoparticles, liposomes, a hydrogel, or other polymeric implants.

Preferred periods for delivery of agonist by depot include one week, two weeks, and one month periods. If needed, another depot will be delivered to the patient for continued delivery of peptide.

5 Engineering a compound of the present invention to have a prolonged half-life will also result in continuous delivery of the MC4 receptor agonist to the receptor. Such modifications include conjugations with larger proteins such as albumin, antibody and antigen or chemical modifications that may increase half-life by linking fatty acids, polyethylene glycol (PEG) polymers, and other agents.

10 The compounds of the instant invention may be used effectively alone or in combination with one or more additional active agents depending on the desired target therapy. Combination therapy includes administration of a single pharmaceutical dosage composition which contains a compound of Structural Formula I, Structural Formula II, or Structural Formula III, and one or more additional active agents, as well as
15 administration of a compound of Structural Formula I, Structural Formula II, or Structural Formula III, and each active agent in its own separate pharmaceutical dosage formulation. Where separate dosage formulations are used, a compound of Structural Formula I, Structural Formula II, or Structural Formula III, and one or more additional active agents can be administered at essentially the same time, *i.e.*, concurrently, or at separately
20 staggered times, *i.e.*, sequentially; combination therapy is understood to include all of these regimens.

A preferred combination therapy for the treatment of obesity is the use of a compound of the present invention in combination with sibutramine (or active metabolites of sibutramine, *e.g.*, desmethyl sibutramine and di-desmethyl sibutramine),
25 preferably with sibutramine hydrochloride monohydrate. Another preferred combination is the use of a compound of the present invention in combination with orlistat.

A preferred combination therapy for the treatment of sexual dysfunction (erectile dysfunction) is the use of a compound of the present invention in combination with sildenafil citrate. Another preferred combination is the use of a compound of the present
30 invention in combination with tadalafil. Yet another preferred combination is the use of a compound of the present invention in combination with vardenafil, preferably vardenafil hydrochloride.

The following examples are not intended to limit the invention in any way. All peptides of the present invention can be synthesized by solid-phase synthesis methods (Merrifield, *J. Am. Chem. Soc.* 85:2149-54, 1963) either by manual or automated synthesis techniques. The automated assembly can be carried out using either as ABI 431A or 433A synthesizer.

Example 1

Synthesis of Compound No. 48:

Ac-Arg-cyclo[Cys-Glu-His-D-Phe-Arg-Trp-Cys]-NH₂

10 The sequence Arg-Cys-Glu-His-D-Phe-Arg-Trp-Cys is assembled by standard Fmoc chemistry utilizing an ABI 431 instrument, according to Scheme A outlined below. The automated assembly is carried out by using the standard Applied Biosystems single 1.5 hour dicyclohexylcarbodiimide/ hydroxybenzotriazole (DCC/HOBt) activation protocol. The solid support utilized is Rink MBHA resin (Rink, *Tet. Lett.* 28:3787-90, 15 1987) and the side chain protecting group scheme is: Arg(Pbf), Cys(Trt), Glu(OtBu), Gln(Trt), His(Trt), Trp(Boc), Tyr(tBu). The protected amino acids and Rink resin can be purchased from Nova Biochem or Midwest Biotech. Acetylation of the α -amino group, after the chain assembly, is carried out off-line with 5 equivalents acetic anhydride, 10 equivalents DIEA in dry DMF or NMP, 1 h at room temperature. The finished peptide is 20 simultaneously deprotected and cleaved from the resin using a scavenger cocktail of TFA/H₂O/TIS/EDT (95/2/1/2, v/v), or TFA/H₂O/TIS/anisole (92/2/4/2, v/v) 2 hours at room temperature. The solvents are then evaporated under vacuum, and the peptide is precipitated and washed three times with cold diethyl ether to remove the scavengers. The crude product is used directly in the cyclization reaction.

25

Cyclization protocol

The oxidation of the free cysteine sulfhydryl groups is accomplished by either air oxidation in 0.2 M ammonium acetate buffer containing 20% dimethyl sulfoxide (DMSO) at pH 7.0, or by treatment with 2,2'-pyridyldisulfide in 2.7 M guanidine buffer containing 30 30% DMSO. In each case, the final product is isolated by high performance liquid chromatography.

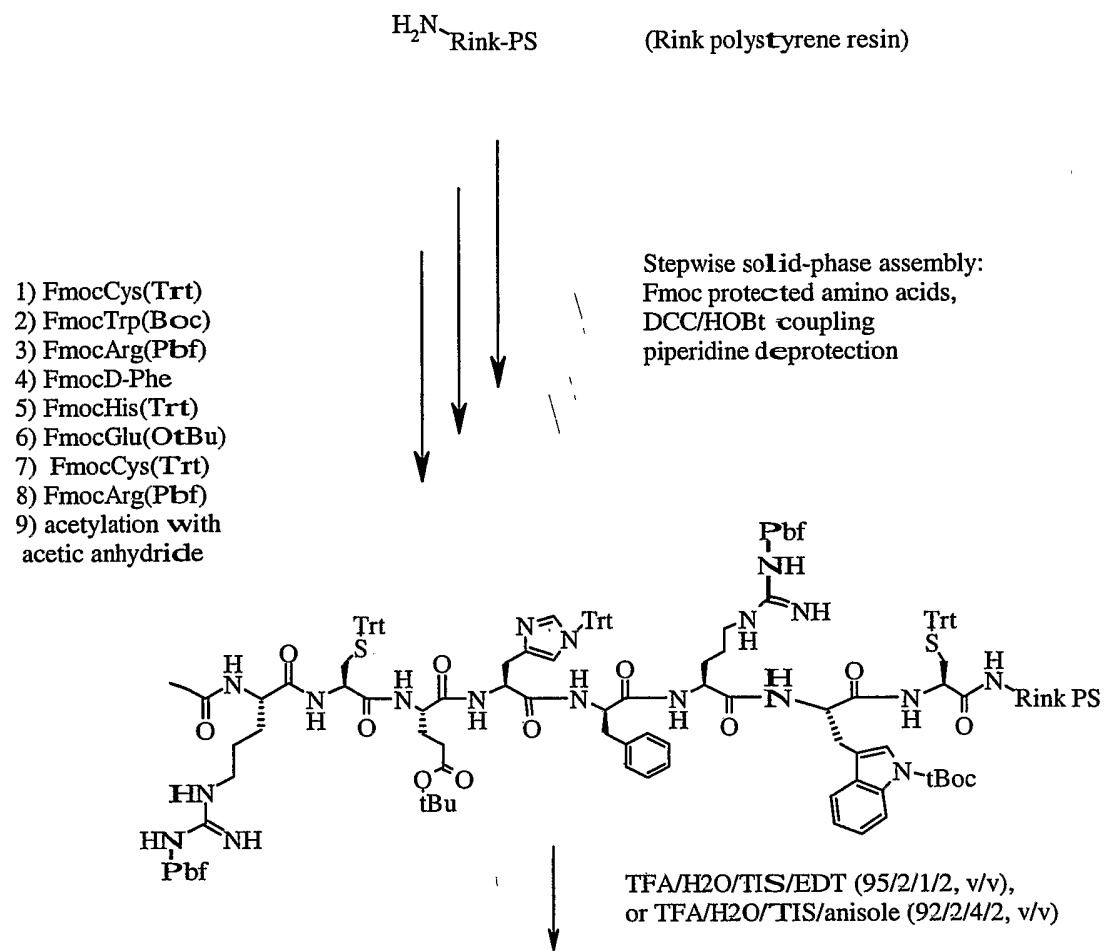
Purification

Purification is accomplished using standard preparative HPLC techniques. Immediately following the cyclization, the peptide is diluted and loaded onto an HPLC column and eluted with an aqueous 0.1% trifluoroacetic acid/acetonitrile gradient while monitoring at 214 nm. The appropriate fractions are pooled and lyophilized. Further characterization of the final product is performed using analytical HPLC and mass spectral analysis known in the art, and the data are summarized in Table 2 below.

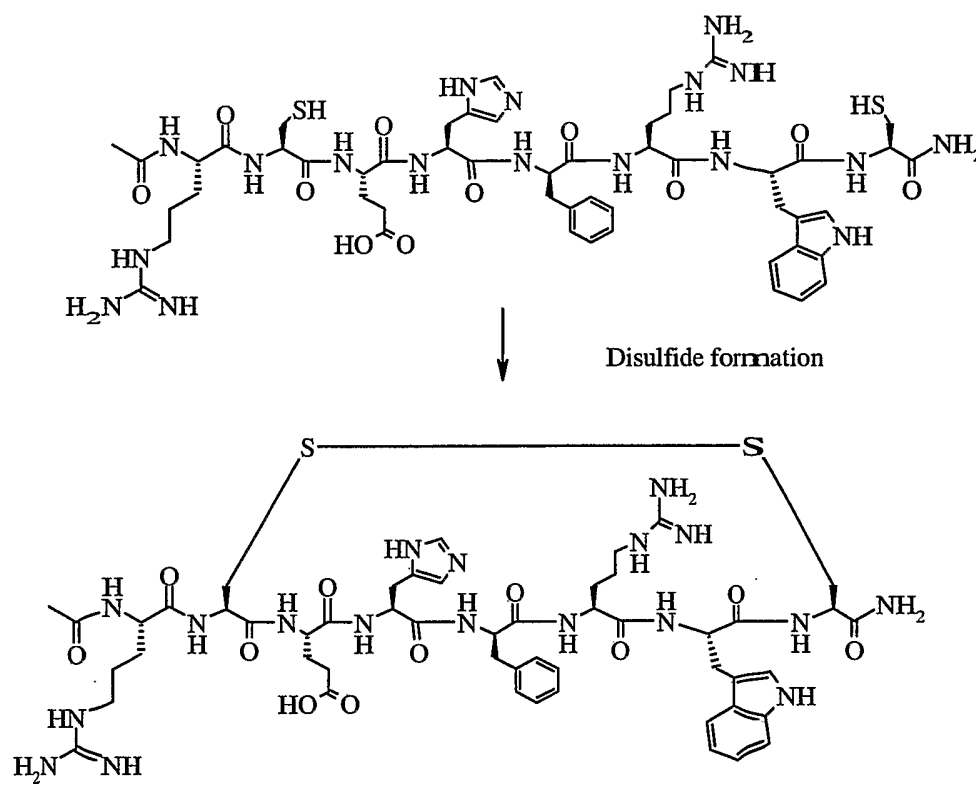
Conversion to acetate salt

10 The peptide is adsorbed onto a 2.1 x 25 cm Zorbax C18 preparative column, which is equilibrated with 0.1% TFA/H₂O. The column is then washed with 2 volumes of 0.1 M ammonium acetate/5% acetonitrile followed by 2 column volumes of water. The peptide is eluted using 2% acetic acid and lyophilized.

Scheme A:



28



The following compounds are exemplified only for the purpose of illustration and should not be considered to limit the invention in any way.

5

Example 2

Synthesis of Compound No. 1: Ac-cyclo[Cys-His-D-Phe-Arg-Trp-Cys]-NH₂

Can be prepared according to Example 1, with the exception that Fmoc-Glu(OtBu) and Fmoc-Arg(pbf) in steps 6 and 8, respectively, are not used.

Example 3

10

Synthesis of Compound No. 2:

Ac-Cya-Arg-cyclo[Cys-Ala-His-D-Phe-Arg-Trp-Cys]-NH₂

Can be prepared according to Example 1, with the exception that Fmoc-Glu(OtBu) in step 6 is replaced with Fmoc-Ala. Between steps 8 and 9, one extra step of Fmoc-Cya (Fmoc-cysteic acid) is added. In addition, peptide cyclization (forming the disulfide bond) is carried out on resin using 10 equivalents of iodine in DMF for 2 h at room temperature.

15

29

Example 4Synthesis of Compound No. 3:Ac-Tyr-Arg-cyclo[Cys-Ala-His-D-Phe-Arg-Trp-Cys]-NH₂

Can be prepared according to Example 1, with the exception that Fmoc-Ala is
5 used instead of Fmoc-Glu(OtBu) in step 6. Fmoc-Tyr(tBu) is added between steps 8
and 9.

Example 5Synthesis of Compound No. 4:Ac-Tyr-Arg-cyclo[Cys-Arg-His-D-Phe-Arg-Trp-Cys]-NH₂

10 Can be prepared according to Example 1, with the exception that Fmoc-Arg(Pbf)
is used instead of Fmoc-Glu(OtBu) in step 6. Fmoc-Tyr(tBu) is used between steps 8
and 9.

Example 6Synthesis of Compound No. 5:Ac-Tyr-Arg-cyclo[Cys-Asn-His-D-Phe-Arg-Trp-Cys]-NH₂

15 Can be prepared according to Example 1, with the exception that Fmoc-Asn is
used instead of Fmoc-Glu(OtBu) in step 6. Fmoc-Tyr(tBu) is added between steps 8
and 9.

Example 720 Synthesis of Compound No. 6: Ac-cyclo[Cys-Asp-His-D-Phe-Arg-Trp-Cys]-NH₂

Can be prepared according to Example 1, with the exception that Fmoc-Arg(Pbf)
is not used in step 8. Fmoc-Asp is used instead of Fmoc-Glu(OtBu) in step 6.

Example 8Synthesis of Compound No. 7:25 Ac-Tyr-Arg-cyclo[Cys-Asp-His-D-Phe-Arg-Trp-Cys]-NH₂

Can be prepared according to Example 1, with the exception that Fmoc-Asp is
used instead of Fmoc-Glu(OtBu) in step 6. Fmoc-Tyr(tBu) is added between steps 8
and 9.

Example 930 Synthesis of Compound No. 8: Ac-cyclo[Cys-Gln-His-D-Phe-Arg-Trp-Cys]-NH₂

Can be prepared according to Example 1, with the exception that Fmoc-Arg(Pbf)
is not used in step 8. Fmoc-Gln is used instead of Fmoc-Glu(OtBu) in step 6.

30

Example 10Synthesis of Compound No. 9:Ac-Tyr-Arg-cyclo[Cys-Gln-His-D-Phe-Arg-Trp-Cys]-OH

Can be prepared according to Example 1, with the exception that: Step 1 Fmoc-Cys(Trt) is not used; Fmoc-Gln(Trt) is used instead of Fmoc-Glu(OtBu) in step 6. In addition, preloaded Fmoc-Cys(Trt)-Wang resin (Wang, *J. Am. Chem. Soc.* 95:1328-33, 1972) is used instead of Rink resin.

Example 11Synthesis of Compound No. 10:Ac-Tyr-Arg-cyclo[Cys-Gln-His-D-Phe-Arg-Trp-Cys]-OMe

Can be prepared according to Example 10. After the cleavage, cyclization, and purification, the peptide (Compound No. 9) is dissolved in dry methanol. Then, hydrochloride gas is bubbled into the methanol solution for about half minute. The reaction is allowed to proceed at room temperature for ten minutes. The solvents are removed under vacuum, and the final product is purified as specified in Example 1.

Example 12Synthesis of Compound No. 11:Tyr-Arg-cyclo[Cys-Gly-His-D-Phe-Arg-Trp-Cys]-NH₂

Can be prepared according to Example 1, with the exception that Fmoc-Gly is used instead of Fmoc-Glu(OtBu) in step 6. Fmoc-Tyr(tBu) is added after step 8. Acetylation with acetic anhydride in step 9 is omitted.

Example 13Synthesis of Compound No. 12:Ac-Tyr-Arg-cyclo[Cys-Gly-His-D-Phe-Arg-Trp-Cys]-NH₂

Can be prepared according to Example 1, with the exception that Fmoc-Gly is used instead of Fmoc-Glu(OtBu) in step 6. Fmoc-Tyr(tBu) is used between steps 8 and 9.

Example 14Synthesis of Compound No. 13:Ac-Tyr-Arg-cyclo[Cys-His-His-D-Phe-Arg-Trp-Cys]-NH₂

Can be prepared according to Example 1, with the exception that Fmoc-His is used instead of Fmoc-Glu(OtBu) in step 6. Fmoc-Tyr(tBu) is used between steps 8 and 9.

31

Example 15Synthesis of Compound No. 14:Ac-Tyr-Arg-cyclo[Cys-Ile-His-D-Phe-Arg-Trp-Cys]-NH₂

Can be prepared according to Example 1, with the exception that Fmoc-Ile is used
5 instead of Fmoc-Glu(OtBu) in step 6. Fmoc-Tyr(tBu) is used between steps 8 and 9.

Example 16Synthesis of Compound No. 15: Ac-cyclo[Cys-Leu-His-D-Phe-Arg-Trp-Cys]-NH₂

Can be prepared according to Example 1, with the exception that Fmoc-Arg(Pbf)
is not used in step 8. Fmoc-Leu is used instead of Fmoc-Glu(OtBu) in step 6.

10

Example 17Synthesis of Compound No. 16: Ac-cyclo[Cys-Lys-His-D-Phe-Arg-Trp-Cys]-NH₂

Can be prepared according to Example 1, with the exception that Fmoc-Arg(Pbf)
is not used in step 8. Fmoc-Lys(Boc) is used instead of Fmoc-Glu(OtBu) in step 6.

Example 18

15

Synthesis of Compound No. 17:N-methyl-Tyr-Arg-cyclo[Cys-Met-His-D-Phe-Arg-Trp-Cys]-NH₂

Can be prepared according to Example 1, with the exception that acetylation with
acetic anhydride in step 9 is not used. Fmoc-N-methyl-Tyr is used after step 8. In
addition, Fmoc-Met is used instead of Fmoc-Glu(OtBu) in step 6.

20

Example 19Synthesis of Compound No. 18:Ac-Tyr-Arg-cyclo[Cys-Met-His-D-Phe-Arg-Trp-Cys]-NH₂

Can be prepared according to Example 1, with the exception that Fmoc-Met is
used instead of Fmoc-Glu(OtBu) in step 6. Fmoc-Tyr(tBu) is used between steps 8 and 9.

25

Example 20Synthesis of Compound No. 19:Ac-Tyr-Arg-cyclo[Cys-Phe-His-D-Phe-Arg-Trp-Cys]-NH₂

Can be prepared according to Example 1, with the exception that Fmoc-Phe is
used instead of Fmoc-Glu(OtBu) in step 6. Fmoc-Tyr(tBu) is used between steps 8 and 9.

32

Example 21Synthesis of Compound No. 20:Ac-Tyr-Arg-cyclo[Cys-Pro-His-D-Phe-Arg-Trp-Cys]-NH₂

Can be prepared according to Example 1, with the exception that Fmoc-Pro is
5 used instead of Fmoc-Glu(OtBu) in step 6. Fmoc-Tyr(tBu) is used between steps 8 and 9.

Example 22Synthesis of Compound No. 21:Ac-Tyr-Arg-cyclo[Cys-Ser-His-D-Phe-Arg-Trp-Cys]-NH₂

Can be prepared according to Example 1, with the exception that Fmoc-Ser is
10 used instead of Fmoc-Glu(OtBu) in step 6. Fmoc-Tyr(tBu) is used between steps 8 and 9.

Example 23Synthesis of Compound No. 22:Ac-Tyr-Arg-cyclo[Cys-Thr-His-D-Phe-Arg-Trp-Cys]-NH₂

Can be prepared according to Example 1, with the exception that Fmoc-Thr is
15 used instead of Fmoc-Glu(OtBu) in step 6. Fmoc-Tyr(tBu) is used between steps 8 and 9.

Example 24Synthesis of Compound No. 23:Ac-Tyr-Arg-cyclo[Cys-Trp-His-D-Phe-Arg-Trp-Cys]-NH₂

Can be prepared according to Example 1, with the exception that Fmoc-Trp is
20 used instead of Fmoc-Glu(OtBu) in step 6. Fmoc-Tyr(tBu) is used between steps 8 and 9.

Example 25Synthesis of Compound No. 24:Ac-Tyr-Arg-cyclo[Cys-Tyr-His-D-Phe-Arg-Trp-Cys]-NH₂

Can be prepared according to Example 1, with the exception that Fmoc-Tyr(tBu)
25 is used instead of Fmoc-Glu(OtBu) in step 6. Fmoc-Tyr(tBu) is added between steps 8
and 9.

Example 26Synthesis of Compound No. 25:Ac-Tyr-Arg-cyclo[Cys-Val-His-D-Phe-Arg-Trp-Cys]-NH₂

Can be prepared according to Example 1, with the exception that Fmoc-Val is
30 used instead of Fmoc-Glu(OtBu) in step 6. Fmoc-Tyr(tBu) is used between steps 8 and 9.

33

Example 27Synthesis of Compound No. 26:Ac-Arg-cyclo[Cys-Cya-His-D-Phe-Arg-Trp-Cys]-NH₂

Can be prepared according to Example 1, with the exception that Fmoc-Glu(OtBu) in step 6 is replaced with Fmoc-Cya. In addition, peptide cyclization (forming the disulfide bond) is carried out on resin using 10 equivalents of iodine in DMF at room temperature for 2 h.

Example 28Synthesis of Compound No. 27:Ac-D-Arg-cyclo[Cys-Cya-His-D-Phe-Arg-Trp-Cys]-NH₂

Can be prepared according to Example 1, with the exception that Fmoc-Glu(OtBu) in step 6 and Fmoc-Arg(pbf) in step 8 are replaced with Fmoc-Cya and Fmoc-D-Arg(pbf), respectively. In addition, peptide cyclization is carried out on resin using 10 equivalents of iodine in DMF at room temperature for 2 h.

Example 29Synthesis of Compound No. 28:Ac-Tyr-Arg-cyclo[Cys-Cya-His-D-Phe-Arg-Trp-Cys]-NH₂

Can be prepared according to Example 1, with the exception that Fmoc-Glu(OtBu) in step 6 is replaced with Fmoc-Cya. Fmoc-Tyr (tBu) is added between steps 8 and 9. In addition, peptide cyclization is carried out on resin using 10 equivalents of iodine in DMF for 2 h at room temperature.

Example 30Synthesis of Compound No. 29: cyclo[Cys-Glu-His-D-Phe-Arg-Trp-Cys]-NH₂

Can be prepared according to Example 1, with the exception that steps 8 and 9 are omitted.

Example 31Synthesis of Compound No. 30:Ac-cyclo[Cys-Glu-His-D-Phe-Arg-Trp-Cys]-NH₂

Can be prepared according to Example 1, with the exception that Fmoc-Arg(Pbf) is not used in step 8.

34

Example 32Synthesis of Compound No. 31: Ac-cyclo[Cys-Glu-His-(4-F-D-Phe)-Arg-Trp-Cys]-NH₂

Can be prepared according to Example 1, with the exception that Fmoc-Arg(Pbf) in step 8 is not used. In addition, Fmoc-4-F-D-Phe is used in step 4 instead of Fmoc-D-Phe.

5

Example 33Synthesis of Compound No. 32:Ac-cyclo[Cys-Glu-His-(4-Cl-D-Phe)-Arg-Trp-Cys]-NH₂

Can be prepared according to Example 1, with the exception that Fmoc-4-Cl-D-Phe is used in step 4 instead of Fmoc-D-Phe. Fmoc-Arg(Pbf) is not used in step 8.

10

Example 34Synthesis of Compound No. 33:Ac-cyclo[Cys-Glu-His-(4-Br-D-Phe)-Arg-Trp-Cys]-NH₂

Can be prepared according to Example 1, with the exception that Fmoc-Arg(Pbf) in step 8 is not used. In addition, Fmoc-4-Br-D-Phe is used instead of Fmoc-D-Phe.

15

Example 35Synthesis of Compound No. 34:Ac-cyclo[Cys-Glu-(1-Me-His)-D-Phe-Arg-Trp-Cys]-NH₂

Can be prepared according to Example 1, with the exception that Fmoc-1-Me-His is used in step 5 instead of Fmoc-His(Trt). Fmoc-Arg(Pbf) in step 8 is omitted.

20

Example 36Synthesis of Compound No. 35:Ac-cyclo[Cys-Glu-His-D-Phe-Arg-Trp-Cys]-Lys-Pro-NH₂

Can be prepared according to Example 1, with the exception that Fmoc-Lys(Boc) and Fmoc-Pro are used prior to step 1. Fmoc-Arg(Pbf) is not used in step 8.

25

Example 37Synthesis of Compound No. 36:Ac-cyclo[Cys-Glu-His-D-Phe-Arg-Trp-Cys]-Ser-Pro-NH₂

Can be prepared according to Example 1, with the exception that Fmoc-Ser and Fmoc-Pro are used prior to step 1. Fmoc-Arg(Pbf) is not used in step 8.

30

35

Example 38Synthesis of Compound No. 37:N-propionyl-cyclo[Cys-Glu-His-D-Phe-Arg-Trp-Cys]-NH₂

Can be prepared according to Example 1, with the exception that step 8 is not
5 carried out. In addition, step 9 is carried out with propionic acid/DCC/HOBt instead of
acetic anhydride.

Example 39Synthesis of Compound No. 38:N-butyryl-cyclo[Cys-Glu-His-D-Phe-Arg-Trp-Cys]-NH₂

10 Can be prepared according to Example 1, with the exception that step 8 is not
carried out. In addition, step 9 is carried out with butyric acid/DCC/HOBt instead of
acetic anhydride.

Example 40Synthesis of Compound No. 39:N-valeryl-cyclo[Cys-Glu-His-D-Phe-Arg-Trp-Cys]-NH₂

15 Can be prepared according to Example 1, with the exception that step 8 is not
carried out. In addition, step 9 is carried out with valerianic acid/DCC/HOBt instead of
acetic anhydride.

Example 41Synthesis of Compound No. 40:3-guanidinopropionyl-cyclo[Cys-Glu-His-D-Phe-Arg-Trp-Cys]-NH₂

20 The peptide resin Cys(Trt)Glu(OtBu)His(Trt)-D-Phe-Arg(Pbf)Trp(Boc)Cys(Trt)-
Rink-PS is assembled by standard Fmoc chemistry as previously described. The resin is
then treated with a threefold excess of commercially obtained FmocHNCH₂CH₂COOH
25 activated with DCC/HOBt in DMF for 1.5 hrs. The Fmoc group is removed with 30%
piperidine in DMF, and the resin washed with additional DMF and DCM. The resin is
then suspended in NMP and treated with 2.0 equivalents of N,N-di(Boc)-1-
guanylpiperazine and 2.0 equivalents of DIEA in NMP and shaken overnight at room
temperature. (Bernatowicz, Wu, and Matsueda, *J. Org. Chem.* 57(8):2497-2502, 1992).

30 The resin is washed extensively with NMP, DCM, and MeOH. A subsequent
ninhydrin test for free amine is negative. The resin is cleaved, deprotected, and the
resulting peptide cyclized and purified as previously described.

36

Example 42Synthesis of Compound No. 41:4-guanidinobutyryl-cyclo[Cys-Glu-His-D-Phe-Arg-Trp-Cys]-NH₂

The peptide is prepared as in Example 40 above with the exception that
5 FmocHNCH₂CH₂CH₂COOH is utilized in place of Fmoc-HNCH₂CH₂COOH.

Example 43Synthesis of Compound No. 42:5-guanidinovaleryl-cyclo[Cys-Glu-His-D-Phe-Arg-Trp-Cys]-NH₂

The peptide is prepared as in Example 40 above with the exception that
10 FmocHNCH₂CH₂CH₂CH₂COOH is utilized in place of FmocHNCH₂CH₂COOH.

Example 44Synthesis of Compound No. 43:Ac-Dap-cyclo[Cys-Glu-His-D-Phe-Arg-Trp-Cys]-NH₂

Can be prepared according to Example 1, with the exception that the
15 ArgCysGluHis-D-PheArgTrpCys resin is not treated with acetic anhydride, but instead
with 3.0 equivalents of N- α -Fmoc-N- β -tBoc-L-diaminopropionic acid activated with
DCC/HOBt. The N-terminal Fmoc group is removed by treatment with 30% piperidine
in DMF. The free N-terminus is treated with 5 equivalents of acetic anhydride and
10 equivalents DIEA in dry DMF for 1 hour at room temperature. Resin cleavage,
20 cyclization, and purification are carried out as in Example 1.

Example 45Synthesis of Compound No. 44:Ac-Dab-cyclo[Cys-Glu-His-D-Phe-Arg-Trp-Cys]-NH₂

Can be prepared according to Example 1, with the exception that the Arg-Cys-
25 Glu-His-D-Phe-Arg-Trp-Cys resin is not treated with acetic anhydride, but instead with
3.0 equivalents of N- α -Fmoc-N- γ -tBoc-L-diaminobutyric acid activated with DCC/HOBt.
The N-terminal Fmoc group is removed by treatment with 30% piperidine in DMF. The
free N-terminus is treated with 5 equivalents of acetic anhydride and 10 equivalents
DIEA in dry DMF for 1 hour at room temperature. Resin cleavage, cyclization, and
30 purification are carried out as in Example 1.

37

Example 46Synthesis of Compound No. 45: Arg-cyclo[Cys-Glu-His-D-Phe-Arg-Trp-Cys]-OH

Can be prepared according to Example 1, with the exception that acetylation with acetic anhydride in step 9 is not used. In addition, Wang resin is used instead of Rink resin.

Example 47Synthesis of Compound No. 46:D-Arg-cyclo[Cys-Glu-His-D-Phe-Arg-Trp-Cys]-NH₂

Can be prepared according to Example 1, with the exception that Fmoc-Arg(pbf) in step 8 is replaced with Fmoc-D-Arg(pbf). In addition, step 9 of acetylation with acetic acid anhydride is not carried out.

Example 48Synthesis of Compound No. 47:Ac-D-Arg-cyclo[Cys-Glu-His-Phe-Arg-Trp-Cys]-NH₂

Can be prepared according to Example 1, with the exception that Fmoc-D-Phe in step 4 and Fmoc-Arg(pbf) in step 8 are replaced with Fmoc-Phe and Fmoc-D-Arg(pbf), respectively.

Example 49Synthesis of Compound No. 48: Ac-Arg-cyclo[Cys-Glu-His-D-Phe-Arg-Trp-Cys]-NH₂

Can be prepared according to Example 1.

Example 50Synthesis of Compound No. 49: Ac-Arg-cyclo[Cys-Glu-His-D-Phe-Arg-Trp-Cys]-OH

Can be prepared according to Example 1, with the exception that Wang resin is used instead of Rink resin.

25

Example 51Synthesis of Compound No. 50:Ac-Arg-cyclo[Cys-Glu-His-(4-Cl-D-Phe)-Arg-Trp-Cys]-NH₂

Can be prepared according to Example 1, with the exception that Fmoc-4-Cl-D-Phe is used in step 4 instead of Fmoc-D-Phe.

Example 52Synthesis of Compound No. 51:

Ac-Arg-cyclo[Cys-Glu-(1-Me-His)-D-Phe-Arg-Trp-Cys]-NH₂ and
Synthesis of Ac-Arg-cyclo[Cys-Glu-(1-Me-D-His)-D-Phe-Arg-Trp-Cys]-NH₂

5 Can be prepared according to Example 1, with the exception that Fmoc-(1-Me-His) is used in step 5 instead of Fmoc-His(Trt). Due to the unprotected side chain of Fmoc-(1-Me-His), this residue is racemized during the coupling, which affords two peptides:

10 Ac-Arg-cyclo[Cys-Glu-(1-Me-His)-D-Phe-Arg-Trp-Cys]-NH₂ and
Ac-Arg-cyclo[Cys-Glu-(1-Me-D-His)-D-Phe-Arg-Trp-Cys]-NH₂

The two peptide-isomers are easily separated on HPLC. The absolute configurations of the 1-Me-His residue in each peptide are defined by two-dimensional NMR techniques with proper standard peptides and controls.

Example 53

15 Synthesis of Compound No.52: Ac-D-Arg-cyclo[Cys-Glu-His-D-Phe-Arg-Trp-Cys]-NH₂

Can be prepared according to Example 1, with the exception that Fmoc-D-Arg(Pbf) is used in step 8 instead of Fmoc-Arg(Pbf).

Example 54Synthesis of Compound No. 53:

20 Ac-D-Arg-cyclo[Cys-Glu-His-D-Phe-Arg-Trp-Cys]-OH

Can be prepared according to Example 1, with the exception that Fmoc-D-Arg(pbf) is used instead of Fmoc-Arg(pbf) in step 8. In addition, Wang resin is used instead of Rink resin.

Example 55

25 Synthesis of Compound No. 54:

Ac-hArg-cyclo[Cys-Glu-His-D-Phe-Arg-Trp-Cys]-NH₂

Can be prepared according to Example 1, with the exception that Fmoc-hArg(Pbf) is used in step 8 instead of Fmoc-Arg(Pbf).

Example 56

30 Synthesis of Compound No. 55:

Ac-Cit-cyclo[Cys-Glu-His-D-Phe-Arg-Trp-Cys]-NH₂

Can be prepared according to Example 1, with the exception that Fmoc-Cit is used in step 8 instead of Fmoc-Arg(Pbf).

Example 57Synthesis of Compound No. 56:

Ac-Cit-cyclo[Cys-Glu-(1-Me-His)-D-Phe-Arg-Trp-Cys]-NH₂ and
Synthesis of Ac-Cit-cyclo[Cys-Glu-(1-Me-D-His)-D-Phe-Arg-Trp-Cys]-NH₂

5 Can be prepared according to Example 1, with the exception that Fmoc-1-Me-His is used in step 5 instead of Fmoc-His(Trt). Fmoc-Cit is used instead of Fmoc-Arg(Pbf) in step 8. Due to the unprotected side chain of Fmoc-(1-Me-His), this residue is racemized during the coupling, which affords two peptides:

10 Ac-Cit-cyclo[Cys-Glu-(1-Me-His)-D-Phe-Arg-Trp-Cys]-NH₂ and
Ac-Cit-cyclo[Cys-Glu-(1-Me-D-His)-D-Phe-Arg-Trp-Cys]-NH₂.

The two peptide-isomers are easily separated on HPLC. The absolute configurations of the 1-Me-His residue in each peptide are defined by two-dimensional NMR techniques with proper standard peptides and controls.

Example 58

15 Synthesis of Compound No. 57:

Ac-Leu-cyclo[Cys-Glu-His-D-Phe-Arg-Trp-Cys]-NH₂

Can be prepared according to Example 1, with the exception that Fmoc-Leu is used instead of Fmoc-Arg(Pbf) in step 8.

Example 59

20 Synthesis of Compound No. 58: Ac-Lys-cyclo[Cys-Glu-His-D-Phe-Arg-Trp-Cys]-NH₂

Can be prepared according to Example 1, with the exception that Fmoc-Lys(Boc) is used in step 8 instead of Fmoc-Arg(Pbf).

Example 60Synthesis of Compound No. 59:

25 Ac-Lys(ipr)-cyclo[Cys-Glu-His-D-Phe-Arg-Trp-Cys]-NH₂

Can be prepared according to Example 1, with the exception that Fmoc-Lys(ipr)(Boc) is used in step 8 instead of Fmoc-Arg(Pbf).

Example 61Synthesis of Compound No. 60:

30 Ac-nLeu-cyclo[Cys-Glu-His-D-Phe-Arg-Trp-Cys]-NH₂

Can be prepared according to Example 1, with the exception that Fmoc-nLeu is used instead of Fmoc-Arg(Pbf) in step 8.

40

Example 62Synthesis of Compound No. 61:Ac-nLeu-cyclo[Cys-Glu-His-D-Phe-Arg-Trp-Cys]-Ser-Pro-NH₂

Can be prepared according to Example 1, with the exception that Fmoc-Ser and
5 Fmoc-Pro are used prior to step 1. In addition, Fmoc-nLeu is used instead of Fmoc-Arg(Pbf) in step 8.

Example 63Synthesis of Compound No.62: Ac-Orn-cyclo[Cys-Glu-His-D-Phe-Arg-Trp-Cys]-NH₂

Can be prepared according to Example 1, with the exception that Fmoc-Orn is
10 used in step 8 instead of Fmoc-Arg(Pbf).

Example 64Synthesis of Compound No. 63:Ac-Val-cyclo[Cys-Glu-His-D-Phe-Arg-Trp-Cys]-NH₂

Can be prepared according to Example 1, with the exception that Fmoc-Val is
15 used instead of Fmoc-Arg(Pbf) in step 8.

Example 65Synthesis of Compound No. 64:N-(2-naphthalenesulfonyl)-D-Arg-cyclo[Cys-Glu-His-D-Phe-Arg-Trp-Cys]-NH₂

Can be prepared according to Example 1, with the exception that Fmoc-Arg(pbf)
20 in step 8 and acetic anhydride in step 9 are replaced with Fmoc-D-Arg(pbf) and 2-naphthalenesulfonylchloride, respectively.

Example 66Synthesis of Compound No. 65: N-(4-(2-naphthalenesulfonamido)-4-oxo-butyl)-D-Arg-cyclo[Cys-Glu-His-D-Phe-Arg-Trp-Cys]-NH₂

Can be prepared according to Example 1, with the exception that Fmoc-Arg(pbf)
25 in step 8 and acetic anhydride in step 9 are replaced with Fmoc-D-Arg(pbf) and succinic anhydride, respectively. Attaching the naphthalene 2'-sulfonamide is carried out as follows: after step 9, the resin is swollen in DCM and washed several times with dry DMF. Then, 5 equivalents of naphthalene 2'-sulfonamide, 10 equivalents of PyBOP, and
30 10 equivalents of DIEA in dry DMF are added to the resin with a catalytic amount of DMAP (4-(N,N'-dimethylamino)pyridine). The coupling reaction is allowed to proceed at room temperature for 3 h, and the resin is washed and dried.

41

Example 67Synthesis of Compound No. 66:3-(4-hydroxyphenyl)propionyl-Arg-cyclo[Cys-Glu-His-D-Phe-Arg-Trp-Cys]-NH₂

Can be prepared according to Example 1, with the exception that the Arg-Cys-
5 Glu-His-D-Phe-Arg-Trp-Cys resin is not treated with acetic anhydride, but instead with an
excess of 3-(4-hydroxyphenyl)propionic acid activated with DCC/HOBt. The cyclization
and purification are carried out as in Example 1.

Example 68Synthesis of Compound No. 67:

10 3-(4-methylbenzoyl)propionyl-Arg-cyclo[Cys-Glu-His-D-Phe-Arg-Trp-Cys]-NH₂

Can be prepared according to Example 1, with the exception that the Arg-Cys-
Glu-His-D-Phe-Arg-Trp-Cys resin is not treated with acetic anhydride, but instead with an
excess of 3-(4-methylbenzoyl)propionic acid activated with DCC/HOBt. The cyclization
and purification are carried out as in Example 1.

15

Example 69Synthesis of Compound No. 68:Tyr-Arg-cyclo[Cys-Glu-His-D-Phe-Arg-Trp-Cys]-NH₂

Can be prepared according to Example 1, with the exception that acetylation with
acetic anhydride in step 9 is not used. Fmoc-Tyr(tBu) is added after step 8.

20

Example 70Synthesis of Compound No. 69: Tyr-Arg-cyclo[Cys-Glu-His-D-Phe-Arg-Trp-Cys]-OH

Can be prepared according to Example 1, with the exception that acetylation with
acetic anhydride in step 9 is not used. Fmoc-Tyr(tBu) is added after step 8. In addition,
Wang resin is used instead of Rink resin.

25

Example 71Synthesis of Compound No. 70:Tyr-Arg-cyclo[Cys-Glu-His-D-Phe-Arg-Trp-Cys]-NH-(CH₂)₆-NH₂

Can be prepared according to Example 1, with the exception that
1,6-diaminohexane trityl resin (Nash, Bycroft, and Chan, *Tet. Lett.* 37(15):2625-28, 1996)
30 is used instead of Rink resin. In addition, step 9 is not carried out.

42

Example 72Synthesis of Compound No. 71:Tyr-Arg-cyclo[Cys-Glu-His-D-Phe-Arg-Trp-Cys]-Glu-NH₂

Can be prepared according to Example 1, with the exception that Fmoc-Glu is used prior to step 1. Fmoc-Tyr(tBu) is added after step 8. Acetylation with acetic anhydride in step 9 is omitted.

Example 73Synthesis of Compound No. 72:Ac-Tyr-Arg-cyclo[Cys-Glu-His-D-Phe-Arg-Trp-Cys]-NH₂

Can be prepared according to Example 1, with the exception that Fmoc-Tyr(tBu) is added between steps 8 and 9.

Example 74Synthesis of Compound No. 73:Ac-Tyr-Arg-cyclo[Cys-Glu-His-D-Phe-Arg-Trp-Cys]-OH

Can be prepared according to Example 1, with the exception that Fmoc-Tyr(tBu) is added between steps 8 and 9. Wang resin is used instead of Rink resin.

Example 75Synthesis of Compound No. 74:N-succinyl-Tyr-Arg-cyclo[Cys-Glu-His-D-Phe-Arg-Trp-Cys]-NH₂

Can be prepared according to Example 1, with the exception that step 9 is carried out with succinyl anhydride instead of acetic anhydride. Fmoc-Tyr(tBu) is added between steps 8 and 9.

Example 76Synthesis of Compound No. 75:N-glutaryl-Tyr-Arg-cyclo[Cys-Glu-His-D-Phe-Arg-Trp-Cys]-NH₂

Can be prepared according to Example 1, with the exception that step 9 is carried out with glutaryl anhydride instead of acetic anhydride. Fmoc-Tyr(tBu) is added between steps 8 and 9.

Example 77Synthesis of Compound No. 76:N-glutaryl-Tyr-Arg-cyclo[Cys-Glu-His-D-Phe-Arg-Trp-Cys]-OH

Can be prepared according to Example 1, with the exception that step 9 is carried out with glutaryl anhydride instead of acetic anhydride. Fmoc-Tyr(tBu) is added between steps 8 and 9. Wang resin is used instead of Rink resin.

43

Example 78Synthesis of Compound No. 77:N-gluconoyl-Tyr-Arg-cyclo[Cys-Glu-His-D-Phe-Arg-Trp-Cys]-NH₂

Can be prepared according to Example 1, with the exception that step 9 is not
5 carried out. Fmoc-Tyr(tBu) is added between steps 8 and 9. The peptide is dissolved in
DMF and reacted with gluconolactone/ DMAP overnight. The final product is then
purified.

Example 79Synthesis of Compound No. 78:Ac-Tyr-Arg-cyclo[Cys-Glu-His-D-Phe-Arg-Trp-Cys]-alcohol

10 Commercially available Fmoc-Cys(Trt)alcohol is attached to commercially
available trichloroacetimidate derivatized Wang resin according to published procedure
(Yan and Mayer, *J. Org. Chem.* 68(3):1161-62, 2003). The peptide chain is then
extended in the conventional manner to obtain the resin-bound Tyr-Arg-Cys-Glu-His-
15 D-Phe-Arg-Trp-Cys alcohol sequence. Acetylation of the α -amino group is carried out as
above with 5 equivalents of acetic anhydride and 10 equivalents DIEA in dry DMF for
1 hour at room temperature. Resin cleavage, cyclization, and purification are carried out
as in the above examples.

Example 80Synthesis of Compound No. 79:Ac-Tyr-D-Arg-cyclo[Cys-Glu-His-D-Phe-Arg-Trp-Cys]-NH₂

20 Can be prepared according to Example 1, with the exception that Fmoc-D-
Arg(Pbf) is used instead of Fmoc-Arg(Pbf) in step 8. Fmoc-Tyr(tBu) is added between
steps 8 and 9.

25

Example 81Synthesis of Compound No. 80:Ac-Tyr-Arg-cyclo[D-Cys-Glu-His-D-Phe-Arg-Trp-Cys]-NH₂

Can be prepared according to Example 1, with the exception that Fmoc-D-Cys is
used in step 7 instead of Fmoc-Cys(Trt). Fmoc-Tyr(tBu) is added between steps 8 and 9.

Example 82Synthesis of Compound No. 81:Ac-Tyr-Arg-cyclo[Cys-Glu-(1-Me-His)-D-Phe-Arg-Trp-Cys]-NH₂ andSynthesis of Compound No. 82:Ac-Tyr-Arg-cyclo[Cys-Glu-(1-Me-D-His)-D-Phe-Arg-Trp-Cys]-NH₂

5 Can be prepared according to Example 1, with the exception that Fmoc-(1-Me-His) is used in step 5 instead of Fmoc-His(Trt). In addition, Fmoc-Tyr(tBu) is added between steps 8 and 9. Due to the unprotected side chain of Fmoc-(1-Me-His), this residue is racemized during the coupling, which affords two peptides:

10 Ac-Tyr-Arg-cyclo[Cys-Glu-(1-Me-His)-D-Phe-Arg-Trp-Cys]-NH₂ and
Ac-Tyr-Arg-cyclo[Cys-Glu-(1-Me-D-His)-D-Phe-Arg-Trp-Cys]-NH₂.

The two peptide-isomers are easily separated on HPLC. The absolute configurations of the 1-Me-His residue in each peptide are defined by two-dimensional NMR techniques with proper standard peptides and controls.

Example 83Synthesis of Compound No. 84:Ac-Tyr-Arg-cyclo[Cys-Glu-(1-Me-His)-(4-F-D-Phe)-Arg-Trp-Cys]-NH₂ andSynthesis of Compound No. 85:Ac-Tyr-Arg-cyclo[Cys-Glu-(1-Me-D-His)-(4-F-D-Phe)-Arg-Trp-Cys]-NH₂

20 Can be prepared according to Example 1, with the exception that Fmoc-1-Me-His is used in step 5 instead of Fmoc-His(Trt). Fmoc-4-F-D-Phe is used instead of Fmoc-D-Phe in step 4. Fmoc-Tyr(tBu) is added between steps 8 and 9. Due to the unprotected side chain of Fmoc-(1-Me-His), this residue is racemized during the coupling, which affords two peptides:

25 Ac-Tyr-Arg-cyclo[Cys-Glu-(1-Me-His)-(4-F-D-Phe)-Arg-Trp-Cys]-NH₂ and
Ac-Tyr-Arg-cyclo[Cys-Glu-(1-Me-D-His)-(4-F-D-Phe)-Arg-Trp-Cys]-NH₂.

The two peptide-isomers are easily separated on HPLC. The absolute configurations of the 1-Me-His residue in each peptide are defined by two-dimensional NMR techniques with proper standard peptides and controls.

Example 84Synthesis of Compound No. 86:Ac-Tyr-Arg-cyclo[Cys-Glu-His-(4-Cl-D-Phe)-Arg-Trp-Cys]-NH₂

30 Can be prepared according to Example 1, with the exception that Fmoc-4-Cl-D-Phe is used in step 4 instead of Fmoc-D-Phe. In addition, Fmoc-Tyr(tBu) is added
35 between steps 8 and 9.

Example 85Synthesis of Compound No. 87:

Ac-Tyr-Arg-cyclo[Cys-Glu-(1-Me-His)-(4-Cl-D-Phe)-Arg-Trp-Cys]-NH₂ and

Synthesis of Compound No. 88:

Ac-Tyr-Arg-cyclo[Cys-Glu-(1-Me-D-His)-(4-Cl-D-Phe)-Arg-Trp-Cys]-NH₂

Can be prepared according to Example 1, with the exception that Fmoc-4-Cl-D-Phe is used in step 4 instead of Fmoc-D-Phe and Fmoc-(1-Me-His) is used in step 5 instead of Fmoc-His(Trt), respectively. In addition, Fmoc-Tyr(tBu) is added between steps 8 and 9. Due to the unprotected side chain of Fmoc-(1-Me-His), this residue is racemized during the coupling, which affords two peptides:

Ac-Tyr-Arg-cyclo[Cys-Glu-(1-Me-His)-(4-Cl-D-Phe)-Arg-Trp-Cys]-NH₂ and
Ac-Tyr-Arg-cyclo[Cys-Glu-(1-Me-D-His)-(4-Cl-D-Phe)-Arg-Trp-Cys]-NH₂.

The two peptide-isomers are easily separated on HPLC. The absolute configurations of the 1-Me-His residue in each peptide are defined by two-dimensional NMR techniques with proper standard peptides and controls.

Example 86Synthesis of Compound No. 89:

Ac-Tyr-Arg-cyclo[Cys-Glu-His-(4-Br-D-Phe)-Arg-Trp-Cys]-NH₂

Can be prepared according to Example 1, with the exception that Fmoc-4-Br-D-Phe is used instead of Fmoc-D-Phe in step 4. Fmoc-Tyr(tBu) is added between steps 8 and 9.

Example 87Synthesis of Compound No. 90:

Ac-Tyr-Arg-cyclo[Cys-Glu-(1-Me-His)-(4-Br-D-Phe)-Arg-Trp-Cys]-NH₂ and

Synthesis of Compound No. 91:

Ac-Tyr-Arg-cyclo[Cys-Glu-(1-Me-D-His)-(4-Br-D-Phe)-Arg-Trp-Cys]-NH₂

Can be prepared according to Example 1, with the exception that Fmoc-4-Br-D-Phe is used in step 4 instead of Fmoc-D-Phe and Fmoc-(1-Me-His) is used in step 5 instead of Fmoc-His(Trt), respectively. In addition, Fmoc-Tyr(tBu) is added between steps 8 and 9. Due to the unprotected side chain of Fmoc-(1-Me-His), this residue is racemized during the coupling, which affords two peptides:

Ac-Tyr-Arg-cyclo[Cys-Glu-(1-Me-His)-(4-Br-D-Phe)-Arg-Trp-Cys]-NH₂ and
Ac-Tyr-Arg-cyclo[Cys-Glu-(1-Me-D-His)-(4-Br-D-Phe)-Arg-Trp-Cys]-NH₂.

The two peptide-isomers are easily separated on HPLC. The absolute configurations of the 1-Me-His residue in each peptide are defined by two-dimensional NMR techniques with proper standard peptides and controls.

Example 88

5

Synthesis of Compound No. 92:

Ac-Tyr-Arg-cyclo[Cys-Glu-His-(4-Me-D-Phe)-Arg-Trp-Cys]-NH₂

Can be prepared according to Example 1, with the exception that Fmoc-4-Me-D-Phe is used in step 4 instead of Fmoc-D-Phe. Fmoc-Tyr(tBu) is added between steps 8 and 9.

10

Example 89

Synthesis of Compound No. 93:

Ac-Tyr-Arg-cyclo[Cys-Glu-His-(4-OMe-D-Phe)-Arg-Trp-Cys]-NH₂

Can be prepared according to Example 1, with the exception that Fmoc-4-OMe-D-Phe is used in step 4 instead of Fmoc-D-Phe. Fmoc-Tyr(tBu) is added between steps 8 and 9.

15

Example 90

Synthesis of Compound No. 94:

Ac-Tyr-Arg-cyclo[Cys-Glu-(1-Me-His)-(4-OMe-D-Phe)-Arg-Trp-Cys]-NH₂ and

Synthesis of Compound No. 95:

20

Ac-Tyr-Arg-cyclo[Cys-Glu-(1-Me-D-His)-(4-OMe-D-Phe)-Arg-Trp-Cys]-NH₂

Can be prepared according to Example 1, with the exception that Fmoc-1-Me-His is used in step 5 instead of Fmoc-His(Trt). Fmoc-4-OMe-D-Phe is used instead of Fmoc-D-Phe in step 4. Fmoc-Tyr(tBu) is added between steps 8 and 9. Due to the unprotected side chain of Fmoc-(1-Me-His), this residue is racemized during the coupling, which affords two peptides:

25

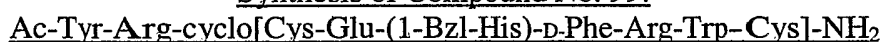
Ac-Tyr-Arg-cyclo[Cys-Glu-(1-Me-His)-(4-OMe-D-Phe)-Arg-Trp-Cys]-NH₂ and
Ac-Tyr-Arg-cyclo[Cys-Glu-(1-Me-D-His)-(4-OMe-D-Phe)-Arg-Trp-Cys]-NH₂.

The two peptide-isomers are easily separated on HPLC. The absolute configurations of the 1-Me-His residue in each peptide are defined by two-dimensional NMR techniques with proper standard peptides and controls.

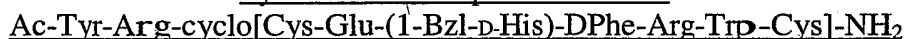
30

Example 91Synthesis of Compound No. 96:

Can be prepared according to Example 1, with the exception that Fmoc-3-Me-His
5 is used in step 5 instead of Fmoc-His(Trt). Fmoc-Tyr(tBu) is added between steps 8
and 9.

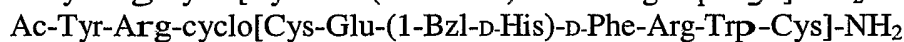
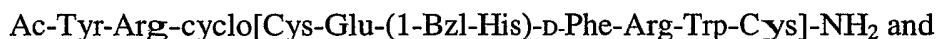
Example 92Synthesis of Compound No. 99:

10

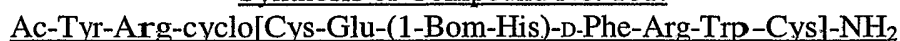
Synthesis of Compound No. 100:

15

Can be prepared according to Example 1, with the exception that Fmoc-1-Bzl-His
is used in step 5 instead of Fmoc-His(Trt). Fmoc-Tyr(tBu) is added between steps 8
and 9. Due to the unprotected side chain of Fmoc-(1-Bzl-His), this residue is racemized
during the coupling, which affords two peptides:



The two peptide-isomers are easily separated on HPLC. The absolute
configurations of the 1-Bzl-His residue in each peptide are defined by two-dimensional
20 NMR techniques with proper standard peptides and controls.

Example 93Synthesis of Compound No. 101:

Can be prepared according to Example 1, with the exception that Fmoc-1-Bom-
25 His is used in step 5 instead of Fmoc-His(Trt). Fmoc-Tyr(tBu) is added between steps 8
and 9.

Example 94Synthesis of Compound No. 110:

30

Can be prepared according to Example 1, with the exception that Fmoc-
 β -(2-furyl)-Ala is used in step 5 instead of Fmoc-His(Trt). In addition, Fmoc-Tyr(tBu) is
added between steps 8 and 9.

48

Example 95Synthesis of Compound No. 111:Ac-Tyr-Arg-cyclo[Cys-Glu-(β -(thien-2-yl)-Ala)-D-Phe-Arg-Trp-Cys]-NH₂

5 Can be prepared according to Example 1, with the exception that Fmoc- β -(thien-2-yl)-Ala is used in step 5 instead of Fmoc-His(Trt). In addition, Fmoc-Tyr(tBu) is added between steps 8 and 9.

Example 96Synthesis of Compound No. 112:Ac-Tyr-Arg-cyclo[Cys-Glu-(β -(1,3-thiazol-4-yl)-Ala)-D-Phe-Arg-Trp-Cys]-NH₂

10 Can be prepared according to Example 1, with the exception that Fmoc- β -(1,3-thiazol-4-yl)-Ala is used in step 5 instead of Fmoc-His(Trt). In addition, Fmoc-Tyr(tBu) is added between steps 8 and 9.

Example 97Synthesis of Compound No. 113:

15 Ac-Tyr-Arg-cyclo[Cys-Glu-(β -(pyridin-4-yl)-Ala)-D-Phe-Arg-Trp-Cys]-NH₂

Can be prepared according to Example 1, with the exception that Fmoc- β -(pyridin-4-yl)-Ala is used in step 5 instead of Fmoc-His(Trt). In addition, Fmoc-Tyr(tBu) is added between steps 8 and 9.

Example 98

20

Synthesis of Compound No. 114:Ac-Tyr-Arg-cyclo[Cys-Glu-His-D-Phe-Arg-Trp-Cys]-glycinol

Can be prepared according to Example 1, with the exception that glycinol 2-chlorotrityl resin (Barlos, Chatzi, Gatos, and Stavropoulos, *Int. J. Pept. Protein Res.* 37(6):513-20, 1991) is used instead of Rink resin.

25

Example 99Synthesis of Compound No. 115:Ac-Tyr-Arg-cyclo[Cys-Glu-His-D-Phe-Arg-Trp-Cys]-2-(2-aminoethoxy)ethanol

Can be prepared according to Example 1, with the exception that 2-(2-aminoethoxy) ethanol 2-chlorotrityl resin (Barlos, Chatzi, Gatos, and Stavropoulos, *Int. J. Pept. Protein Res.* 37(6):513-20, 1991) is used instead of Rink resin.

30

49

Example 100Synthesis of Compound No. 116:Ac-Tyr-Arg-cyclo[Cys-Glu-His-D-Phe-Arg-Trp-Cys]-Ser alcohol

Can be prepared according to Example 1, with the exception that Wang resin is used instead of Rink resin. Wang resin was preloaded with Fmoc-serinol(tBu) according to a published method (Yan and Mayer, *J. Org. Chem.* 68:1161-62, 2003) prior to step 1. Tyr(tBu) is used between steps 8 and 9.

Example 101Synthesis of Compound No. 117:Ac-Tyr-Arg-cyclo[Cys-Glu-His-D-Phe-Arg-Trp-Cys]-NH-(CH₂)₆-NH₂

Can be prepared according to Example 1, with the exception that 1,6-diaminohexane trityl resin (Nash, Bycroft, and Chan, *Tet. Lett.* 37(15):2625-28, 1996) is used instead of Rink resin.

Example 102Synthesis of Compound No. 118:Ac-Tyr-Arg-cyclo[Cys-Glu-His-D-Phe-Arg-Trp-Cys]-Glu-NH₂

Can be prepared according to Example 1, with the exception that Fmoc-Glu(OtBu) is used prior to step 1. Fmoc-Tyr(tBu) is added between steps 8 and 9.

Example 103Synthesis of Compound No. 119:Ac-Tyr-Arg-cyclo[Cys-Glu-His-D-Phe-Arg-Trp-Cys]-Ser-Pro-NH₂

Can be prepared according to Example 1, with the exception that Fmoc-Ser and Fmoc-Pro are used prior to step 1. In addition, Fmoc-Tyr is used between steps 8 and 9.

Example 104Synthesis of Compound No. 120:Ac-Tyr-Arg-cyclo[Cys-Glu-His-D-Phe-Arg-Trp-Cys]-Ser-Pro alcohol

Can be prepared according to Example 1, with the exception that Wang resin is used instead of Rink resin. Wang resin was preloaded with Fmoc-prolinol according to a published method (Yan and Mayer, *J. Org. Chem.* 68:1161-62, 2003), and then Fmoc-Ser(tBu) was added prior to step 1. In addition, Fmoc-Tyr(tBu) is used between steps 8 and 9.

50

Example 105Synthesis of Compound No. 121:Ac-Tyr-Arg-cyclo[Cys-Glu-His-D-Phe-Arg-Trp-Cys]-Lys-Pro-NH₂

Can be prepared according to Example 1, with the exception that Fmoc-Lys(Boc) and Fmoc-Pro are used prior to step 1. Fmoc-Tyr(tBu) is used between steps 8 and 9.

Example 106Synthesis of Compound No. 122:Ac-Tyr-Arg-cyclo[Cys-Glu-His-D-Phe-Arg-Trp-Cys]-Lys-Pro alcohol

Can be prepared according to Example 1, with the exception that Wang resin is used instead of Rink resin. Wang resin was preloaded with Fmoc-prolinol according to a published method (Yan and Mayer, *J. Org. Chem.* 68:1161-62, 2003), and then Fmoc-Lys(Boc) was added prior to step 1. In addition, Fmoc-Tyr(tBu) is used between steps 8 and 9.

Example 107Synthesis of Compound No. 123:Ac-Tyr-Arg-cyclo[Cys-Glu-His-D-Phe-Arg-Trp-Cys]-Arg-Phe-NH₂

Can be prepared according to Example 1, with the exception that Fmoc-Arg(Pbf) and Fmoc-Phe are used prior to step 1. Fmoc-Tyr(tBu) is used between steps 8 and 9.

Example 108Synthesis of Compound No. 124:Ac-Tyr-Cit-cyclo[Cys-Glu-His-D-Phe-Arg-Trp-Cys]-NH₂

Can be prepared according to Example 1, with the exception that Fmoc-Cit is used instead of Fmoc-Arg(Pbf) in step 8, and Fmoc-Tyr(tBu) is added between steps 8 and 9.

Example 109Synthesis of Compound No. 125:Ac-Tyr-Cit-cyclo[Cys-Glu-(1-Me-His)-D-Phe-Arg-Trp-Cys]-NH₂ and
Synthesis of Ac-Tyr-Cit-cyclo[Cys-Glu-(1-Me-D-His)-D-Phe-Arg-Trp-Cys]-NH₂

Can be prepared according to Example 1, with the exception that Fmoc-1-Me-His is used in step 5 instead of Fmoc-His(Trt). Fmoc-Cit is used instead of Fmoc-Arg(Pbf) in step 8. Fmoc-Tyr(tBu) is added between steps 8 and 9. Due to the unprotected side chain of Fmoc-(1-Me-His), this residue is racemized during the coupling, which affords two peptides:

Ac-Tyr-Cit-cyclo[Cys-Glu-(1-Me-His)-D-Phe-Arg-Trp-Cys]-NH₂ and
Ac-Tyr-Cit-cyclo[Cys-Glu-(1-Me-D-His)-D-Phe-Arg-Trp-Cys]-NH₂.

The two peptide-isomers are easily separated on HPLC. The absolute configurations of the 1-Me-His residue in each peptide are defined by two-dimensional NMR techniques with proper standard peptides and controls.

Example 110

5

Synthesis of Compound No. 126:

Ac-Tyr-hArg-cyclo[Cys-Glu-His-D-Phe-Arg-Trp-Cys]-NH₂

Can be prepared according to Example 1, with the exception that Fmoc-hArg(Pbf) is used in step 8 instead of Fmoc-Arg(Pbf). Fmoc-Tyr (OtBu) is added between steps 8 and 9.

10

Example 111

Synthesis of Compound No. 127:

Ac-Tyr-(1-β-hArg)-cyclo[Cys-Glu-His-D-Phe-Arg-Trp-Cys]-NH₂

Can be prepared according to Example 1, with the exception that Fmoc-1-β-hArg(Pbf) is used instead of Fmoc-Arg(Pbf) in step 8. Fmoc-Tyr(tBu) is used between steps 8 and 9.

15

Example 112

Synthesis of Compound No. 128:

Ac-Tyr-Lys-cyclo[Cys-Glu-His-D-Phe-Arg-Trp-Cys]-NH₂

Can be prepared according to Example 1, with the exception that Fmoc-Lys(Boc) is used in step 8 instead of Fmoc-Arg(Pbf). Fmoc-Tyr(tBu) is used between steps 8 and 9.

20

Example 113

Synthesis of Compound No. 129:

Ac-Tyr-Ser-cyclo[Cys-Glu-His-D-Phe-Arg-Trp-Cys]-NH₂

Can be prepared according to Example 1, with the exception that Fmoc-Ser is used instead of Fmoc-Arg(Pbf) in step 8. Fmoc-Tyr(tBu) is used between steps 8 and 9.

25

Example 114

Synthesis of Compound No. 130:

Ac-Tyr-Val-cyclo[Cys-Glu-His-D-Phe-Arg-Trp-Cys]-NH₂

Can be prepared according to Example 1, with the exception that Fmoc-Val is used instead of Fmoc-Arg(Pbf) in step 8. Fmoc-Tyr(tBu) is used between steps 8 and 9.

30

52

Example 115Synthesis of Compound No. 131:N-succinyl-Tyr-Arg-cyclo[Cys-Glu-His-D-Phe-Arg-Trp-Cys]-OH

Can be prepared according to Example 1, with the exception that step 9 is carried
5 out with succinyl anhydride instead of acetic anhydride. Fmoc-Tyr(tBu) is added
between steps 8 and 9. Wang resin is used instead of Rink resin.

Example 116Synthesis of Compound No. 132: cyclo[hCys-His-D-Phe-Arg-Trp-Cys]-NH₂

Can be prepared according to Example 1, with the exception that Fmoc-
10 Glu(OtBu) and Fmoc-Arg(Pbf) in steps 6 and 8, respectively, are not used. In addition,
acetylation with acetic anhydride in step 9 is not used. Finally, homocysteine is used
instead of cysteine in step 7.

Example 117Synthesis of Compound No. 133: cyclo[hCys-His-D-Phe-Arg-Trp-Cys]-OH

15 Can be prepared according to Example 1, with the exception that Fmoc-
Glu(OtBu) in step 6, Fmoc-Arg(pbf) in step 8, and acetylation with acetic anhydride in
step 9 are not used. Homocysteine is used instead of cysteine in step 7. Wang resin is
used instead of Rink resin.

Example 118

20 Synthesis of Compound No. 134: cyclo[hCys-His-(4-F-D-Phe)-Arg-Trp-Cys]-NH₂

Can be prepared according to Example 1, with the exception that Fmoc-
Glu(OtBu) in step 6, Fmoc-Arg(pbf) in step 8, and acetylation with acetic anhydride in
step 9 are not used. In addition, Fmoc-hCys(Trt) is used instead of Fmoc-Cys(Trt) in
step 7, and Fmoc-(4-F-D-Phe) is used instead of Fmoc-D-Phe in step 4.

25

Example 119Synthesis of Compound No. 135: cyclo[hCys-His-(4-Cl-D-Phe)-Arg-Trp-Cys]-NH₂

Can be prepared according to Example 1, with the exception that Fmoc-
Glu(OtBu) in step 6, Fmoc-Arg(pbf) in step 8, and acetylation with acetic anhydride in
step 9 are not used. In addition, Fmoc-hCys(Trt) is used in step 7, and Fmoc-4-Cl-D-Phe
30 is used instead of Fmoc-D-Phe in step 4.

53

Example 120:Synthesis of Compound No. 136: Ac-cyclo[hCys-His-Phe-Arg-Trp-Cys]-NH₂

Can be prepared according to Example 1, with the exception that Fmoc-Glu(OtBu) in step 6 and Fmoc-Arg(pbf) in step 8 are not used. In addition, Fmoc-D-Phe in step 4 and Fmoc-Cys(Trt) in step 7 are replaced with Fmoc-Phe and Fmoc-hCys(Trt), respectively.

Example 121Synthesis of Compound No. 137: Ac-cyclo[hCys-His-D-Phe-Arg-Trp-Cys]-NH₂

Can be prepared according to Example 1, with the exception that Fmoc-Glu(OtBu) and Fmoc-Arg(Pbf) in steps 6 and 8, respectively, are not used. In addition, homocysteine is used instead of cysteine in step 7.

Example 122Synthesis of Compound No. 138: Ac-cyclo[hCys-His-D-Phe-Arg-Trp-Cys]-OH

Can be prepared according to Example 1, with the exception that homocysteine is used instead of cysteine in step 7, and Fmoc-Arg(Pbf) is omitted from step 8. Wang resin is used instead of Rink resin.

Example 123Synthesis of Compound No. 139:Ac-cyclo[hCys-His-(4-F-D-Phe)-Arg-Trp-Cys]-NH₂

Can be prepared according to Example 1, with the exception that Fmoc-Glu(OtBu) in step 6 and Fmoc-Arg(pbf) in step 8 are not used. In addition, Fmoc-hCys(Trt) and Fmoc-(4-F-D-Phe) are used instead of Fmoc-Cys(Trt) in step 7 and Fmoc-D-Phe in step 4, respectively.

Example 124Synthesis of Compound No. 140:Ac-cyclo[hCys-His-(4-Cl-D-Phe)-Arg-Trp-Cys]-NH₂

Can be prepared according to Example 1, with the exception that Fmoc-Glu(OtBu) and Fmoc-Arg(pbf) in steps 6 and 8 are not used. In addition, Fmoc-hCys(Trt) and Fmoc-4-Cl-D-Phe are used instead of Fmoc-Cys(Trt) and Fmoc-D-Phe, respectively, in steps 4 and 7.

54

Example 125Synthesis of Compound No. 141:N-cyclopropanecarbonyl-cyclo[hCys-His-D-Phe-Arg-Trp-Cys]-NH₂

Can be prepared according to Example 1, with the exception that Fmoc-Glu(OtBu) in step 6 and Fmoc-Arg(pbf) in step 8 are not used. Fmoc-Cys(Trt) in step 7 is replaced with Fmoc-hCys(Trt). In addition, in step 9, acetic acid anhydride is replaced with cyclopropane carboxylic acid, which is pre-activated with DIC (1,3-diisopropylcarbodiimide)/HOBt (1-hydroxybenzotriazole).

Example 126Synthesis of Compound No. 142:N-cyclobutanecarbonyl-cyclo[hCys-His-D-Phe-Arg-Trp-Cys]-NH₂

Can be prepared according to Example 1, with the exception that Fmoc-Glu(OtBu) in step 6 and Fmoc-Arg(pbf) in step 8 are not used. Fmoc-hCys(Trt) is used in step 7 instead of Fmoc-Cys(Trt). In addition, in step 9, acetic anhydride is replaced with cyclobutane carboxylic acid, which is pre-activated with DIC (1,3-diisopropylcarbodiimide)/HOBt (1-hydroxybenzotriazole).

Example 127Synthesis of Compound No. 143:N-cyclopentanecarbonyl-cyclo[hCys-His-D-Phe-Arg-Trp-Cys]-NH₂

Can be prepared according to Example 1, with the exception that Fmoc-Glu(OtBu) in step 6 and Fmoc-Arg(pbf) in step 8 are not used. Fmoc-Cys(Trt) in step 7 is replaced with Fmoc-hCys(Trt). In addition, in step 9, acetic acid anhydride is replaced with cyclopentane carboxylic acid, which is pre-activated with DIC (1,3-diisopropylcarbodiimide)/HOBt (1-hydroxybenzotriazole).

Example 128Synthesis of Compound No. 144:N-cyclohexanecarbonyl-cyclo[hCys-His-D-Phe-Arg-Trp-Cys]-NH₂

Can be prepared according to Example 1, with the exception that Fmoc-Glu(OtBu) in step 6 and Fmoc-Arg(pbf) in step 8 are not used. Fmoc-hCys(Trt) is used in step 7 instead of Fmoc-Cys(Trt). In addition, in step 9, acetic anhydride is replaced with cyclohexane carboxylic acid, which is pre-activated with DIC (1,3-diisopropylcarbodiimide)/HOBt (1-hydroxybenzotriazole).

Example 129Synthesis of Compound No. 145:N-hexanoyl-cyclo[hCys-His-D-Phe-Arg-Trp-Cys]-NH₂

Can be prepared according to Example 1, with the exception that Fmoc-
5 Glu(OtBu) in step 6 and Fmoc-Arg(pbf) in step 8 are not used. Fmoc-hCys(Trt) is used
in step 7 instead of Fmoc-Cys(Trt). In addition, in step 9 acetic anhydride is replaced
with n-hexanoic acid, which is pre-activated with DIC (1,3-diisopropylcarbodiimide)/
HOBt (1-hydroxybenzotriazole).

Example 130Synthesis of Compound No. 146:N-benzoyl-cyclo[hCys-His-D-Phe-Arg-Trp-Cys]-NH₂

Can be prepared according to Example 1, with the exception that Fmoc-
10 Glu(OtBu) in step 6 and Fmoc-Arg(pbf) in step 8 are not used. Fmoc-hCys(Trt) is used
in step 7 instead of Fmoc-Cys(Trt). In addition, in step 9, acetic anhydride is replaced
15 with benzoic acid, which is pre-activated with DIC (1,3-diisopropylcarbodiimide)/HOBt
(1-hydroxybenzotriazole).

Example 131Synthesis of Compound No. 147:4-phenylbutyryl-cyclo[hCys-His-D-Phe-Arg-Trp-Cys]-NH₂

Can be prepared according to Example 1, with the exception that Fmoc-
20 Glu(OtBu) in step 6 and Fmoc-Arg(pbf) in step 8 are not used. Fmoc-hCys(Trt) is used
in step 7 instead of Fmoc-Cys(Trt). In addition, in step 9, acetic anhydride is replaced
with 4-phenylbutyric acid, which is pre-activated with DIC (1,3-diisopropylcarbodiimide)
/HOBt (1-hydroxybenzotriazole).

25

Example 132Synthesis of Compound No. 148:3-guanidinopropionyl-cyclo[hCys-His-D-Phe-Arg-Trp-Cys]-NH₂

Can be prepared according to Example 1, with the exception that Fmoc-
Glu(OtBu) in step 6 is not used. Fmoc-Cys(Trt) in step 7 and Fmoc-Arg(pbf) in step 8
30 are replaced with Fmoc-hCys(Trt) and Fmoc-β-Ala (Fmoc-3-amino propionic acid),
respectively. In addition, step 9, acetylation is replaced the following treatment
(guanidylation): After Fmoc deprotection, the resin is incubated with 10 equivalents of

N,N'-bis(tert-butoxycarbonyl)-1H-pyrazole-1-carboxamide and 10 equivalents of DIEA in NMP (N-methylpyrrolidone) overnight at room temperature.

Example 133

Synthesis of Compound No. 149:

5-guanidinovaleryl-cyclo[hCys-His-D-Phe-Arg-Trp-Cys]-NH₂

5

Can be prepared according to Example 1, with the exception that Fmoc-Glu(OtBu) in step 6 is not used. Fmoc-Cys(Trt) in step 7 and Fmoc-Arg(pbf) in step 8 are replaced with Fmoc-hCys(Trt) and Fmoc-5-amino-valeric acid, respectively. In addition, step 9, acetylation is replaced the following treatment (guanidylation): After
10 Fmoc deprotection, the resin is incubated with 10 equivalents of *N,N'*-bis(tert-butoxycarbonyl)-1H-pyrazole-1-carboxamide and 10 equivalents of DIEA in NMP (N-methylpyrrolidone) overnight at room temperature.

Example 134

Synthesis of Compound No. 150:

N-phenylsulfonyl-cyclo[hCys-His-D-Phe-Arg-Trp-Cys]-NH₂

15

Can be prepared according to Example 1, with the exception that Fmoc-Glu(OtBu) in step 6 and Fmoc-Arg(pbf) in step 8 are not used. In addition, Fmoc-hCys(Trt) in step 7 used instead of Fmoc-Cys(Trt). Acetic anhydride in step 9 is replaced with phenylsulfonylchloride.

20

Example 135

Synthesis of Compound No. 151:

N-(2-naphthalenesulfonyl)-cyclo[hCys-His-D-Phe-Arg-Trp-Cys]-NH₂

25

Can be prepared according to Example 1, with the exception that Fmoc-Glu(OtBu) in step 6 and Fmoc-Arg(pbf) in step 8 are not used. In addition, Fmoc-hCys(Trt) in step 7 used instead of Fmoc-Cys(Trt). Acetic anhydride in step 9 is replaced with 2-naphthalenesulfonylchloride.

Example 136

Synthesis of Compound No. 152:

N-(4-phenylsulfonamido-4-oxo-butyl)-cyclo[hCys-His-D-Phe-Arg-Trp-Cys]-NH₂

30

Can be prepared according to Example 1, with the exception that Fmoc-Glu(OtBu) in step 6 and Fmoc-Arg(pbf) in step 8 are not used. Fmoc-hCys(Trt) is used in step 7 instead of Fmoc-Cys(Trt). In step 9, acetic anhydride is replaced with succinic acid anhydride. In addition, one more step is added after step 9. Attaching the

phenylsulfonamide is as follows: after the step 9, the resin is swollen in DCM and washed several times with dry DMF. Then, 5 equivalents of phenylsulfonamide, 10 equivalents of PyBOP, and 10 equivalents of DIEA in dry DMF are added to the resin with a catalytic amount of DMAP (4-(*N,N'*-dimethylamino)pyridine). The coupling reaction is allowed to proceed at room temperature for 3 h, and the resin is then washed and dried.

Example 137

Synthesis of Compound No. 153: Arg-cyclo[hCys-His-D-Phe-Arg-Trp-Cys]-NH₂

Can be prepared according to Example 1, with the exception that Fmoc-Glu(OtBu) and acetylation with acetic anhydride in steps 6 and 9, respectively, are not used. In addition, homocysteine is used instead of cysteine in step 7.

Example 138

Synthesis of Compound No. 154: D-Arg-cyclo[hCys-His-D-Phe-Arg-Trp-Cys]-NH₂

Can be prepared according to Example 1, with the exception that Fmoc-Arg(pbf) in step 8 is replaced with Fmoc-D-Arg(pbf) and Fmoc-Glu(OtBu), and acetylation with acetic anhydride in steps 6 and 9, respectively, are not used. Finally, homocysteine is used instead of cysteine in step 7.

Example 139

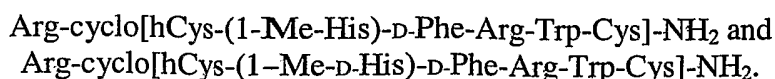
Synthesis of Compound No. 155: Arg-cyclo[hCys-His-D-Phe-Arg-Trp-Cys]-OH

Can be prepared according to Example 1, with the exception that Fmoc-Glu(OtBu) acetylation with acetic anhydride in steps 6 and 9, respectively, are not used. In addition, Wang resin is used instead of Rink resin. Finally, homocysteine is used instead of cysteine in step 7.

Example 140

Synthesis of Compound No. 156: Arg-cyclo[hCys-(1-Me-His)-D-Phe-Arg-Trp-Cys]-NH₂ and Synthesis of Compound No. 157: Arg-cyclo[hCys-(1-Me-D-His)-D-Phe-Arg-Trp-Cys]-NH₂

Can be prepared according to Example 1, with the exception that Fmoc-(1-Me-His) is used in step 5 instead of Fmoc-His(Trt). Fmoc-hCys(Trt) is used instead of Fmoc-Cys(Trt) in step 6. In addition, acetylation with acetic anhydride in step 9 is not used. Due to the unprotected side chain of Fmoc-(1-Me-His), this residue is racemized during the coupling, which affords two peptides:



The two peptide-isomers are easily separated on HPLC. The absolute configurations of the 1-Me-His residue in each peptide are defined by two-dimensional NMR techniques with proper standard peptides and controls.

Example 141

5 Synthesis of Compound No. 158: Ac-Arg-cyclo[hCys-His-D-Phe-Arg-Trp-Cys]-NH₂

Can be prepared according to Example 1, with the exception that Fmoc-Glu(OtBu) in step 6 is not used. In addition, homocysteine is used instead of cysteine in step 7.

Example 142

10 Synthesis of Compound No. 159: Ac-Arg-cyclo[hCys-His-D-Phe-Arg-Trp-Cys]-OH

Can be prepared according to Example 1, with the exception that Fmoc-Glu(OtBu) in step 6 is not used. In addition, homocysteine is used instead of cysteine in step 7. Finally, Wang resin is used instead of Rink resin.

Example 143

15 Synthesis of Compound No. 160: Ac-nLeu-cyclo[hCys-His-D-Phe-Arg-Trp-Cys]-NH₂

Can be prepared according to Example 1, with the exception that Fmoc-Glu(OtBu) in step 6 is not used. Fmoc-Cys(Trt) in step 7 and Fmoc-Arg(pbf) in step 8 are replaced with Fmoc-hCys(Trt) and Fmoc-nLeu, respectively.

Example 144

20 Synthesis of Compound No. 161:

N-phenylsulfonyl-Gly-cyclo[hCys-His-D-Phe-Arg-Trp-Cys]-NH₂

Can be prepared according to Example 1, with the exception that Fmoc-Glu(OtBu) in step 6 is not used. In addition, Fmoc-hCys(Trt) and Fmoc-Gly are used in steps 7 and 8 instead of Fmoc-Cys(Trt) and Fmoc-Arg(pbf), respectively. Acetic anhydride in step 9 is replaced with phenylsulfonylchloride.

Example 145

Synthesis of Compound No. 162: Tyr-Arg-cyclo[hCys-His-D-Phe-Arg-Trp-Cys]-NH₂

Can be prepared according to Example 1, with the exception that Fmoc-Glu(OtBu) and acetylation with acetic anhydride in steps 6 and 9, respectively, are not used. In addition, Fmoc-Tyr(tBu) is added between steps 8 and 9. Finally, homocysteine is used instead of cysteine in step 7.

Example 146Synthesis of Compound No. 163: Tyr-Arg-cyclo[hCys-His-D-Phe-Arg-Trp-Cys]-OH

Can be prepared according to Example 1, with the exception that acetylation with acetic anhydride in step 9 is not used, and homocysteine is used instead of cysteine in step 7. In addition, Fmoc-Tyr(tBu) is added after step 8. Finally, Wang resin is used instead of Rink resin.

Example 147Synthesis of Compound No. 164:Ac-Tyr-Arg-cyclo[hCys-His-D-Phe-Arg-Trp-Cys]-NH₂

Can be prepared according to Example 1, with the exception that homocysteine is used instead of cysteine in step 7. Fmoc-Glu(OtBu) is not used in step 6. Fmoc-Tyr(tBu) is added between steps 8 and 9.

Example 148Synthesis of Compound No. 165: Ac-Tyr-Arg-cyclo[hCys-His-D-Phe-Arg-Trp-Cys]-OH

Can be prepared according to Example 1, with the exception that Fmoc-Glu(OtBu) is not used. In addition, homocysteine is used instead of cysteine in step 7. Fmoc-Tyr(tBu) is added after step 8. Finally, Wang resin is used instead of Rink resin.

Example 149Synthesis of Compound No. 166:Ac-Tyr-Arg-cyclo[hCys-Glu-His-D-Phe-Arg-Trp-Cys]-NH₂

Can be prepared according to Example 1, with the exception that Fmoc-Tyr(tBu) is used between steps 8 and 9. Homocysteine is used instead of cysteine in step 7.

Example 150Synthesis of Compound No. 167:Ac-cyclo[hCys-His-(β-cyclohexyl-D-Ala)-Arg-Trp-Cys]-NH₂

Can be prepared according to Example 1, with the exception that Fmoc-Glu(OtBu) in step 6 and Fmoc-Arg(pbf) in step 8 are not used. In addition, Fmoc-hCys(Trt) and Fmoc-(β-cyclohexyl-D-Ala) are used instead of Fmoc-Cys(Trt) in step 7 and Fmoc-D-Phe in step 4, respectively.

60

Example 151Synthesis of Compound No. 168:Ac-cyclo[hCys-His-D-Phe-Arg-Trp-penicillamine]-NH₂

Can be prepared according to Example 1, with the exception that Fmoc-
5 Glu(OtBu) in step 6 and Fmoc-Arg(pbf) in step 8 are not used. In addition, Fmoc-
penicillamine(Trt) and Fmoc-hCys(Trt) are used instead of Fmoc-Cys(Trt) in steps 1 and
7, respectively.

Example 152Synthesis of Compound No. 169:10 Ac-cyclo[hCys-His-(4-Cl-D-Phe)-Arg-Trp-penicillamine]-NH₂

Can be prepared according to Example 1, with the exception that Fmoc-
Glu(OtBu) in step 6 and Fmoc-Arg(pbf) in step 8 are not used. Fmoc-Cys(Trt) in steps 1
and 7, and Fmoc-D-Phe in step 4, are replaced with Fmoc-penicillamine(Trt), Fmoc-
hCys(Trt), and Fmoc-4-Cl-D-Phe, respectively.

15

Example 153Synthesis of Compound No. 170:N-hexanoyl-cyclo[hCys-His-D-Phe-Arg-Trp-penicillamine]-NH₂

Can be prepared according to Example 1, with the exception that Fmoc-
Glu(OtBu) in step 6 and Fmoc-Arg(pbf) in step 8 are not used. Fmoc-hCys(Trt) and
20 Fmoc-penicillamine(Trt) are used in steps 7 and 1, respectively, instead of Fmoc-
Cys(Trt). In addition, in step 9, acetic anhydride is replaced with n-hexanoic acid, which
is pre-activated with DIC (1,3-diisopropylcarbodiimide)/HOBt (1-hydroxybenzo-
triazole).

Example 154

25

Synthesis of Compound No. 171:N-cyclopentanecarbonyl-cyclo[hCys-His-D-Phe-Arg-Trp-penicillamine]-NH₂

Can be prepared according to Example 1, with the exception that Fmoc-
Glu(OtBu) in step 6 and Fmoc-Arg(pbf) in step 8 are not used. Fmoc-Cys(Trt) in steps 1
and 7 are replaced with Fmoc-penicillamine(Trt) and Fmoc-hCys(Trt), respectively. In
30 addition, in step 9, acetic acid anhydride is replaced with cyclopentane carboxylic acid,
which is pre-activated with DIC (1,3-diisopropylcarbodiimide)/HOBt (1-hydroxy-
benzotriazole).

61

Example 155Synthesis of Compound No. 172:N-cyclohexanecarbonyl-cyclo[hCys-His-D-Phe-Arg-Trp-penicillamine]-NH₂

Can be prepared according to Example 1, with the exception that Fmoc-Glu(OtBu) in step 6 and Fmoc-Arg(pbf) in step 8 are not used. Fmoc-hCys(Trt) and Fmoc-penicillamine(Trt) are used in steps 7 and 1, respectively, instead of Fmoc-Cys(Trt). In addition, in step 9, acetic anhydride is replaced with cyclohexane carboxylic acid, which is pre-activated with DIC (1,3-diisopropylcarbodiimide)/HOBt (1-hydroxybenzotriazole).

10

Example 156Synthesis of Compound No. 173:N-benzoyl-cyclo[hCys-His-D-Phe-Arg-Trp-penicillamine]-NH₂

Can be prepared according to Example 1, with the exception that Fmoc-Glu(OtBu) in step 6 and Fmoc-Arg(pbf) in step 8 are not used. Fmoc-hCys(Trt) and Fmoc-penicillamine(Trt) are used in steps 7 and 1, respectively, instead of Fmoc-Cys(Trt). In addition, in step 9, acetic anhydride is replaced with benzoic acid, which is pre-activated with DIC (1,3-diisopropylcarbodiimide)/HOBt (1-hydroxybenzotriazole).

15

Example 157Synthesis of Compound No. 174:4-phenylbutyryl-cyclo[hCys-His-D-Phe-Arg-Trp-penicillamine]-NH₂

Can be prepared according to Example 1, with the exception that Fmoc-Glu(OtBu) in step 6 and Fmoc-Arg(pbf) in step 8 are not used. Fmoc-hCys(Trt) and Fmoc-penicillamine(Trt) are used in steps 7 and 1, respectively, instead of Fmoc-Cys(Trt). In addition, in step 9, acetic anhydride is replaced with 4-phenylbutyric acid, which is pre-activated with DIC (1,3-diisopropylcarbodiimide)/HOBt (1-hydroxybenzotriazole).

25

Example 158Synthesis of Compound No. 175:N-(phenylsulfonyl)-cyclo[hCys-His-D-Phe-Arg-Trp-penicillamine]-NH₂

Can be prepared according to Example 1, with the exception that Fmoc-Glu(OtBu) in step 6 and Fmoc-Arg(pbf) in step 8 are not used. In addition, Fmoc-hCys(Trt) and Fmoc-penicillamine(Trt) are used in steps 7 and 1, respectively, instead of Fmoc-Cys(Trt). Acetic anhydride in step 9 is replaced with phenylsulfonylchloride.

30

62

Example 159Synthesis of Compound No. 176:(4-benzenesulfonamide)butyryl-cyclo[hCys-His-D-Phe-Arg-Trp-penicillamine]-NH₂

Can be prepared according to Example 1, with the exception that Fmoc-Glu(OtBu) in step 6 is not used. In step 8, Fmoc-Arg(pbf) is replaced with Fmoc-γ-amino-butyric acid. In addition, Fmoc-hCys(Trt) and Fmoc-penicillamine(Trt) are used in steps 7 and 1, respectively, instead of Fmoc-Cys(Trt). Acetic anhydride in step 9 is replaced with phenylsulfonylchloride.

Example 160Synthesis of Compound No. 177:Ac-nLeu-cyclo[hCys-His-D-Phe-Arg-Trp-penicillamine]-NH₂

Can be prepared according to Example 1, with the exception that Fmoc-Glu(OtBu) in step 6 is not used. Fmoc-Cys(Trt) in steps 1 and 7, and Fmoc-Arg(pbf) in step 8, are replaced with Fmoc-penicillamine(Trt), Fmoc-hCys(Trt) and Fmoc-nLeu, respectively.

Example 161Synthesis of Compound No. 178:N-phenylsulfonyl-Gly-cyclo[hCys-His-D-Phe-Arg-Trp-penicillamine]-NH₂

Can be prepared according to Example 1, with the exception that Fmoc-Glu(OtBu) in step 6 is not used. In addition, Fmoc-penicillamine(Trt), Fmoc-hCys(Trt) and Fmoc-Gly are used in steps 1, 7, and 8 instead of Fmoc-Cys(Trt), Fmoc-Cys(Trt), and Fmoc-Arg(pbf), respectively. Acetic anhydride in step 9 is replaced with phenylsulfonylchloride.

Example 162Synthesis of Compound No. 179: cyclo[3-thiopropionyl-His-D-Phe-Arg-Trp-hCys]-NH₂

Can be prepared according to Example 1, with the exception that Fmoc-Glu(OtBu) in step 6, Fmoc-Arg(pbf) in step 8, and acetylation with acetic anhydride in step 9 are not used. In addition, Fmoc-hCys(Trt) and (S-Trt)-3-thiopropionic acid are used instead of Fmoc-Cys(Trt) in steps 1 and 7, respectively.

Example 163Synthesis of Compound No. 180: cyclo[Cys-His-D-Phe-Arg-Trp-hCys]-NH₂

Can be prepared according to Example 1, with the exception that Fmoc-Glu(OtBu) and Fmoc-Arg(pbf) in steps 6 and 8 are not used. Acetylation with acetic

anhydride in step 9 is not used. In addition, Fmoc-hCys(Trt) is used instead of Fmoc-Cys(Trt) in step 1.

Example 164

Synthesis of Compound No. 181: cyclo[Cys-His-(4-F-D-Phe)-Arg-Trp-hCys]-NH₂

5 Can be prepared according to Example 1, with the exception that Fmoc-Glu(OtBu) in step 6, Fmoc-Arg(pbf) in step 8, and acetylation with acetic anhydride in step 9 are not used. In addition, Fmoc-hCys(Trt) and Fmoc-(4-F-D-Phe) are used instead of Fmoc-Cys(Trt) in step 1 and Fmoc-D-Phe in step 4, respectively.

Example 165

Synthesis of Compound No. 182: cyclo[Cys-His-(4-Cl-D-Phe)-Arg-Trp-hCys]-NH₂

10 Can be prepared according to Example 1, with the exception that Fmoc-Glu(OtBu) and Fmoc-Arg(pbf) in steps 6 and 8 are not used. Acetylation with acetic anhydride in step 9 is not used. In addition, Fmoc-hCys(Trt) and Fmoc-4-Cl-D-Phe are used instead of Fmoc-Cys(Trt) and Fmoc-D-Phe, respectively, in steps 1 and 4.

15

Example 166

Synthesis of Compound No. 183: Ac-cyclo[Cys-His-(4-Cl-D-Phe)-Arg-Trp-hCys]-NH₂

Can be prepared according to Example 1, with the exception that Fmoc-Glu(OtBu) and Fmoc-Arg(pbf) in steps 6 and 8 are not used. In addition, Fmoc-hCys(Trt) and Fmoc-4-Cl-D-Phe are used instead of Fmoc-Cys(Trt) and Fmoc-D-Phe, respectively, in steps 1 and 4.

20

Example 167

Synthesis of Compound No. 184: Ac-cyclo[Cys-His-(4-F-D-Phe)-Arg-Trp-hCys]-NH₂

Can be prepared according to Example 1, with the exception that Fmoc-Glu(OtBu) in step 6 and Fmoc-Arg(pbf) in step 8 are not used. In addition, Fmoc-hCys(Trt) and Fmoc-4-F-D-Phe are used instead of Fmoc-Cys(Trt) in step 1 and Fmoc-D-Phe in step 4, respectively.

25

Example 168

Synthesis of Compound No. 185: Ac-cyclo[Cys-His-(4-Cl-D-Phe)-Arg-Trp-hCys]-NH₂

Can be prepared according to Example 1, with the exception that Fmoc-Glu(OtBu) in step 6 and Fmoc-Arg(pbf) in step 8 are not used. In addition, Fmoc-hCys(Trt) and Fmoc-4-Cl-D-Phe are used instead of Fmoc-Cys(Trt) in step 1 and Fmoc-D-Phe in step 4, respectively.

30

64

Example 169Synthesis of Compound No. 186: Arg-cyclo[Cys-His-D-Phe-Arg-Trp-hCys]-NH₂

Can be prepared according to Example 1, with the exception that Fmoc-Glu(OtBu) in step 6 and acetylation with acetic anhydride in step 9 are not used. In addition, Fmoc-hCys(Trt) is used instead of Fmoc-Cys(Trt) in step 1.

Example 170Synthesis of Compound No. 187: Arg-cyclo[Cys-His-(4-F-D-Phe)-Arg-Trp-hCys]-NH₂

Can be prepared according to Example 1, with the exception that Fmoc-Glu(OtBu) in step 6 and acetylation with acetic anhydride in step 9 are not used. In addition, Fmoc-hCys(Trt) and Fmoc-4-F-D-Phe are used instead of Fmoc-Cys(Trt) in step 1 and Fmoc-D-Phe in step 4, respectively.

Example 171Synthesis of Compound No. 188: Arg-cyclo[Cys-His-(4-Cl-D-Phe)-Arg-Trp-hCys]-NH₂

Can be prepared according to Example 1, with the exception that Fmoc-Glu(OtBu) in step 6 and acetylation with acetic anhydride in step 9 are not used. In addition, Fmoc-hCys(Trt) and Fmoc-4-Cl-D-Phe are used instead of Fmoc-Cys(Trt) and Fmoc-D-Phe, respectively, in steps 1 and 4.

Example 172Synthesis of Compound No. 189: Ac-Arg-cyclo[Cys-His-D-Phe-Arg-Trp-hCys]-NH₂

Can be prepared according to Example 1, with the exception that Fmoc-Glu(OtBu) in step 6 is not used. In addition, Fmoc-hCys(Trt) is used instead of Fmoc-Cys(Trt) in step 1.

Example 173Synthesis of Compound No. 190:Ac-Arg-cyclo[Cys-His-(4-F-D-Phe)-Arg-Trp-hCys]-NH₂

Can be prepared according to Example 1, with the exception that Fmoc-Glu(OtBu) in step 6 is not used. In addition, Fmoc-hCys(Trt) and Fmoc-4-F-D-Phe are used instead of Fmoc-Cys(Trt) in step 1 and Fmoc-D-Phe in step 4, respectively.

65

Example 174Synthesis of Compound No. 191:Ac-Arg-cyclo[Cys-His-(4-Cl-D-Phe)-Arg-Trp-hCys]-NH₂

Can be prepared according to Example 1, with the exception that Fmoc-Glu(OtBu) in step 6 is not used. In addition, Fmoc-hCys(Trt) and Fmoc-4-Cl-D-Phe are used instead of Fmoc-Cys(Trt) in step 1 and Fmoc-D-Phe in step 4, respectively.

Example 175Synthesis of Compound No. 192:Ac-Tyr-Arg-cyclo[Cys-Glu-His-D-Phe-Arg-Trp-hCys]-NH₂

Can be prepared according to Example 1, with the exception that Fmoc-hCys(Trt) is used instead of Fmoc-Cys(Trt) in step 1. Fmoc-Tyr(tBu) is added between steps 8 and 9.

Example 176Synthesis of Compound No. 193:Ac-cyclo[hCys-His-D-Phe-Arg-Trp-hCys]-NH₂

Can be prepared according to Example 1, with the exception that Fmoc-hCys(Trt) is used instead of Fmoc-Cys(Trt) in steps 1 and 7. Fmoc-Glu(OtBu) is not used in step 6. Fmoc-Arg(Pbf) is not used in step 8.

Example 177

Synthesis of Compound No. 194: Arg-cyclo[hCys-His-D-Phe-Arg-Trp-hCys]-NH₂

Can be prepared according to Example 1, with the exception that Fmoc-hCys(Trt) is used instead of Fmoc-Cys(Trt) in steps 1 and 7. Fmoc-Glu(OtBu) is not used in step 6. Acetylation with acetic anhydride in step 9 is not used.

Example 178

Synthesis of Compound No. 195: Ac-Arg-cyclo[hCys-His-D-Phe-Arg-Trp-hCys]-NH₂

Can be prepared according to Example 1, with the exception that Fmoc-hCys(Trt) is used instead of Fmoc-Cys(Trt) in steps 1 and 7. Fmoc-Glu(OtBu) is not used in step 6.

Example 179Synthesis of Compound No. 196:Ac-Tyr-Arg-cyclo[hCys-His-D-Phe-Arg-Trp-hCys]-NH₂

Can be prepared according to Example 1, with the exception that Fmoc-hCys(Trt) is used instead of Fmoc-Cys(Trt) in steps 1 and 7. Fmoc-Glu(OtBu) is not used in step 6. Fmoc-Tyr(tBu) is added between steps 8 and 9.

66

Example 180Synthesis of Compound No. 197:Ac-Tyr-Arg-cyclo[hCys-Glu-His-D-Phe-Arg-Trp-hCys]-NH₂

Can be prepared according to Example 1, with the exception that Fmoc-hCys(Trt) is used instead of Fmoc-Cys(Trt) in steps 1 and 7. Fmoc-Tyr(tBu) is added between steps 8 and 9.

Example 181Synthesis of Compound No. 198:Ac-cyclo(s-CH₂)-S[Cys-His-D-Phe-Arg-Trp-Cys]-NH₂

Can be prepared according to Example 1, with the exception that Fmoc-Glu(OtBu) in step 6 and Fmoc-Arg(pbf) in step 8 are not used. In addition, after the cleavage and deprotection of the linear peptide from the resin, the cyclization to form the disulfide bond is not carried out. Instead, the crude peptide (200 mg) is suspended in 200 mL of dichloromethane/acetonitrile (1:1 v/v) containing 3 mL of 1.0 M TBAF (tetrabutyl ammonium fluoride in THF) and stirring at room temperature for 30 min. Then, 3 mL of glacial acetic acid is added to quench the reaction. The solvents are removed under vacuum.

Example 182Synthesis of Compound No. 83:Ac-Tyr-Arg-cyclo[Cys-Glu-His-(4-F-D-Phe)-Arg-Trp-Cys]-NH₂

The side-chain protection scheme of amino acids is consistent with standard t-butyloxycarbonyl tBoc chemistry, as shown in Scheme B below: Cys(4-MeBzl), Trp(CHO), 4-F-D-Phe, His(3-bom), Glu(O-cHx), Cys(4-MeBzl), Arg(p-Tos), Tyr(2-BrZ). Commercially available MBHA resin (Midwest Biotech) is utilized as the solid support. The couplings are carried out either manually by single coupling each residue with a three-fold excess of amino acid activated with DCC/HOBt or by automated methods using an ABI 431A or ABI 433A synthesizer programmed with the manufacturer's standard t-Boc protocol. N-terminal acetylation is accomplished with 5 equivalents acetic anhydride, 10 equivalents DIEA in dry DMF, 1 hour at room temperature. The tryptophan formyl group is deprotected by treatment of the resin-bound peptide with 20% piperidine in DMF, followed by washing with DMF and dichloromethane. The peptides are simultaneously cleaved from the resin and deprotected by treatment with liquid hydrogen fluoride at 0°C for 1 hour in the presence m-cresol and thiocresol scavengers.

The peptides are recovered by ether precipitation, washed with ether, extracted into aqueous acetic acid, and lyophilized.

Cyclization protocol

5 The oxidation of the free cysteine sulfhydryl groups is accomplished either by air oxidation in 0.2 M ammonium acetate buffer containing 20% dimethyl sulfoxide (DMSO) at pH 7.0, or by treatment with 2,2'-pyridyldisulfide in 2.7 M guanidine buffer containing 30% DMSO. In each case, the final product is isolated by high performance liquid chromatography.

10

Purification

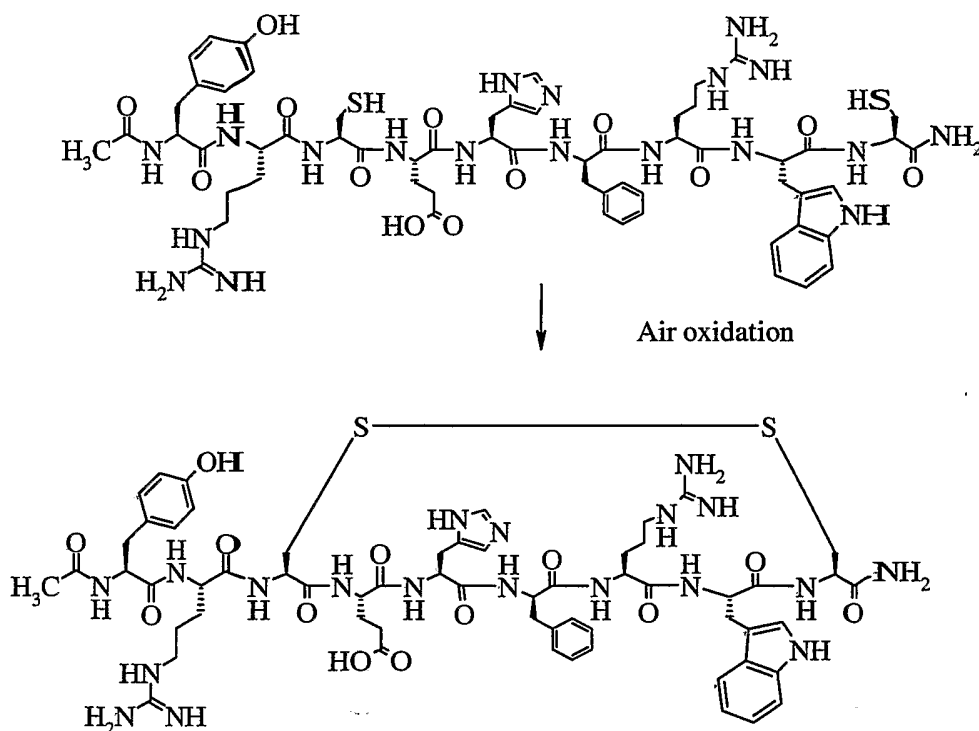
Purification is accomplished using standard preparative HPLC techniques. Immediately following the cyclization, the peptide is diluted and loaded onto an HPLC column and eluted with an aqueous 0.1% trifluoroacetic acid/acetonitrile gradient while
15 monitoring at 214nm. The appropriate fractions are pooled and lyophilized. Further characterization of the final product is performed using analytical HPLC and mass spectral analysis.

Conversion to acetate salt

20 The peptide is by adsorbed onto a 2.1 x 25 cm Zorbax C18 preparative column, which is equilibrated with 0.1%TFA/H₂O. The column is then washed with 2 volumes of 0.1 M ammonium acetate/5% acetonitrile followed by 2 column volumes of water. The peptide is eluted using 2% acetic acid and lyophilized.

25 The product is characterized using mass spectrometry and HPLC purity detected using acceptable methods in the art and is summarized in Table 2 below.

68

Scheme B:Example 183

5

Synthesis of Compound No. 97:Ac-Tyr-Arg-cyclo[Cys-Glu-(5-Me-His)-D-Phe-Arg-Trp-Cys]-NH₂ andSynthesis of Compound No. 98:Ac-Tyr-Arg-cyclo[Cys-Glu-(5-Me-D-His)-D-Phe-Arg-Trp-Cys]-NH₂

Can be prepared according to Example 182, with the exception that Boc-5-Me-
 10 (D/L)-His(3-Boc) is used in step 5 instead of Boc-His(3-Bom). The two peptide-isomers
 are easily separated on HPLC, which affords:

Ac-Tyr-Arg-cyclo[Cys-Glu-(5-Me-His)-D-Phe-Arg-Trp-Cys]-NH₂ andAc-Tyr-Arg-cyclo[Cys-Glu-(5-Me-D-His)-D-Phe-Arg-Trp-Cys]-NH₂.

The absolute configurations of the 5-Me-His residue in each peptide are defined
 15 by two-dimensional NMR techniques with proper standard peptides and controls.

Example 184Synthesis of Compound No. 102:

Ac-Tyr-Arg-cyclo[Cys-Glu-(1-pyrazolyl-Ala)-D-Phe-Arg-Trp-Cys]-NH₂ and
Synthesis of Ac-Tyr-Arg-cyclo[Cys-Glu-(1-pyrazolyl-D-Ala)-D-Phe-Arg-Trp-Cys]-NH₂

5 Can be prepared according to Example 182, with the exception that Boc-1-Pyrazolyl-(D/L)Ala is used in step 5 instead of Boc-His(3-Bom). The two peptide-isomers are easily separated on HPLC, which affords:

Ac-Tyr-Arg-cyclo[Cys-Glu-(1-pyrazolyl-D-Ala)-D-Phe-Arg-Trp-Cys]-NH₂ and
Ac-Tyr-Arg-cyclo[Cys-Glu-(1-pyrazolyl-Ala)-D-Phe-Arg-Trp-Cys]-NH₂

10 The absolute configurations of this His residue replacement in each peptide are defined by two-dimensional NMR techniques with proper standard peptides and controls.

Example 185Synthesis of Compound No. 103:

Ac-Tyr-Arg-cyclo[Cys-Glu-(4-phenyl-1H-imidazol-2-yl-Ala)-D-Phe-Arg-Trp-Cys]-NH₂
and Synthesis of Compound No. 104:

Ac-Tyr-Arg-cyclo[Cys-Glu-(4-phenyl-1H-imidazol-2-yl-D-Ala)-D-Phe-Arg-Trp-Cys]-NH₂

15 Can be prepared according to Example 182, with the exception that Boc-4-phenyl-1H-imidazolyl-(D/L)Ala is used in step 5 instead of Boc-His(3-Bom). The two peptide-isomers are easily separated on HPLC, which affords:

20 Ac-Tyr-Arg-cyclo[Cys-Glu-(4-phenyl-1H-imidazol-2-yl-D-Ala)-D-Phe-Arg-Trp-Cys]-NH₂
Ac-Tyr-Arg-cyclo[Cys-Glu-(4-phenyl-1H-imidazol-2-yl-Ala)-D-Phe-Arg-Trp-Cys]-NH₂

The absolute configurations of this His residue replacement in each peptide are defined by two-dimensional NMR techniques with proper standard peptides and controls.

Example 186

25 Synthesis of Compound No. 105:

Ac-Tyr-Arg-cyclo[Cys-Glu-(2-pyrazine-Ala)-D-Phe-Arg-Trp-Cys]-NH₂ and
Synthesis of Ac-Tyr-Arg-cyclo[Cys-Glu-(2-pyrazine-D-Ala)-D-Phe-Arg-Trp-Cys]-NH₂

30 Can be prepared according to Example 182, with the exception that Boc-2-Pyrazine-(D/L)Ala is used in step 5 instead of Boc-His(3-Bom). The two peptide-isomers are easily separated on HPLC, which affords:

Ac-Tyr-Arg-cyclo[Cys-Glu-(2-pyrazine-D-Ala)-D-Phe-Arg-Trp-Cys]-NH₂ and
Ac-Tyr-Arg-cyclo[Cys-Glu-(2-pyrazine-Ala)-D-Phe-Arg-Trp-Cys]-NH₂

The absolute configurations of this His residue replacement in each peptide are defined by two-dimensional NMR techniques with proper standard peptides and controls.

Example 187Synthesis of Compound No. 106:Ac-Tyr-Arg-cyclo[Cys-Glu-(β -(1,2,4-triazol-3-yl)-Ala)-D-Phe-Arg-Trp-Cys]-NH₂,Synthesis of Compound No. 107:5 Ac-Tyr-Arg-cyclo[Cys-Glu-(β -(1,2,4-triazol-3-yl)-D-Ala)-D-Phe-Arg-Trp-Cys]-NH₂,Synthesis of Compound No. 108:Ac-Tyr-Arg-cyclo[Cys-Glu-(β -((1-benzyl)-1,2,4-triazol-3-yl)-Ala)-D-Phe-Arg-Trp-Cys]-NH₂and Synthesis of Compound No. 109:10 Ac-Tyr-Arg-cyclo[Cys-Glu-(β -((1-benzyl)-1,2,4-triazol-3-yl)-D-Ala)-D-Phe-Arg-Trp-Cys]-NH₂

Can be prepared according to Example 182, with the exception that Boc-(β -((1-benzyl)-1,2,4-triazol-3-yl)-(D/L)Ala is used in step 5 instead of Boc-His(3-Bom). During HF cleavage, the benzyl protecting-group is partially removed, and the synthesis yields

15 four peptide-isomers. The four peptide-isomers are easily separated on HPLC, which affords:

Ac-Tyr-Arg-cyclo[Cys-Glu-(β -((1-benzyl)-1,2,4-triazol-3-yl)-D-Ala)-D-Phe-Arg-Trp-Cys]-NH₂,Ac-Tyr-Arg-cyclo[Cys-Glu-(β -(1,2,4-triazol-3-yl)-D-Ala)-D-Phe-Arg-Trp-Cys]-NH₂,20 Ac-Tyr-Arg-cyclo[Cys-Glu-(β -((1-benzyl)-1,2,4-triazol-3-yl)-Ala)-D-Phe-Arg-Trp-Cys]-NH₂, andAc-Tyr-Arg-cyclo[Cys-Glu-(β -(1,2,4-triazol-3-yl)-Ala)-D-Phe-Arg-Trp-Cys]-NH₂.

The absolute configurations of this histidine residue replacement in each peptide are defined by two-dimensional NMR techniques with proper peptide standards and controls.

Table 2: Analytical Data

Compound No.	Theoretical MW (Daltons)	Observed MW (Daltons)	HPLC purity (%)
1	890.06	889.8	91.2
2	1268.47	1268.6	99.3
3	1280.5	1280.16	98.4
4	1365.6	1364.84	99.1
5	1323.5	1322.73	99.4
6	1005.2		
7	1324.52	1324.07	95.8
8	1018.2		
9	1338.5		95.0
10	1352.6		99.0
11	1224.4		>95
12	1266.49	1266.21	98.6
13	1346.58	1345.67	99.1
14	1322.6	1322.53	98.8
15	1003.2		
16	1018.2		
17	1311.5		
18	1340.63	1340.14	97.6
19	1356.62	1356.56	86.0
20	1306.56	1306.28	97.5
21	1296.52	1296.02	98.1
22	1310.55	1310.15	98.2
23	1395.65	1395.02	98.0
24	1372.6	1372.9	94.6
25	1308.57	1308.27	98.6
26	1197.39		
27	1197.39		
28	1360.56	1360.2	95.7
29	977.1		99.0
30	1019.2		
31	1037.2		
32	1053.6		
33	1098.1		
34	1033.21	1033.22	97.5
35	1244.5	1244.4	90.3
36	1203.4		>95
37	1033.2		
38	1047.2		
39	1061.2		
40	1090.26	1089.96	90.2
41	1104.3		
42	1132.34	1132.47	97.3

Compound No.	Theoretical MW (Daltons)	Observed MW (Daltons)	HPLC purity (%)
43	1105.3		
44	1119.3		
45	1134.3		99.0
46	1133.32	1132.7	96.6
47	1175.37	1175.2	98.6
48	1175.4		
49	1176.4		99.0
50	1209.8		>95
51	1189.4	1189.56	98.7
52	1175.40	1175.4	98.0
53	1176.35		
54	1189.4		
55	1176.3		
56	1190.38	1190.35	96.2
57	1132.3		
58	1147.3		
59	1189.4		
60	1132.3		
61	1316.5		>95
62	1133.3		
63	1118.3		
64	1323.55	1323.3	94.7
65	1422.64	1422.8	92.9
66	1281.5		
67	1307.5		
68	1296.48		
69	1297.49	1297.29	96.1
70	1395.7		90.0
71	1425.62	1425.69	97.9
72	1338.54		
73	1339.53	1339.34	96.7
74	1396.6		
75	1416.6		
76	1411.59	1141.51	97.3
77	1474.6		
78	1325.5		>95.0
79	1338.55	1338.52	96.6
80	1338.5		
81	1352.6		>94.0
82	1352.6	1356.2	88.3
83	1356.54	1355.95	96.0
84	1370.56	1370.27	96.5
85	1370.56	1369.85	99.8

Compound No.	Theoretical MW (Daltons)	Observed MW (Daltons)	HPLC purity (%)
86	1372.99	1372.19	95.5
87	1387.02	1387.1	95.0
88	1387.02	1386.50	94.4
89	1417.4		92.0
90	1431.47	1431.1	97.0
91	1431.47	1431.91	95.0
92	1352.57	1352.16	95.8
93	1368.57	1368.27	96.9
94	1382.6	1382.86	97.8
95	1382.60	1382.40	98.6
96	1352.57	1352.15	96.1
97	1352.57	1352.1	92.9
98	1352.57	1352.2	99.2
99	1428.67	1428.48	97.0
100	1428.67	1428.54	96.6
101	1458.7	1458.5	99.4
102	1338.55	1338.2	95.0
103	1414.64	1414.1	95.0
104	1414.64	1413.7	95.0
105	1350.56	1349.8	95.0
106	1339.53	1338.6	97.4
107	1339.53	1338.8	99.2
108	1429.66	1429.1	96.7
109	1429.66	1429.4	89.5
110	1338.54	1338.49	96.4
111	1354.61	1354.10	96.5
112	1355.60	1355.51	94.2
113	1349.57	1349.08	89.9
114	1382.6		>95
115	1426.6		>95
116	1412.6		>95
117	1437.7		90.0
118	1467.66	1467.24	97.6
119	1522.4		>95
120	1509.7		>95
121	1563.8	1563.1	99.9
122	1550.8		>95
123	1641.9	1641.8	98.1
124	1339.53	1339.2	94.9
125	1353.56	1353.5	94.3
126	1352.57	1351.66	93.3
127	1352.57	1352.58	87.0
128	1310.5		

Compound No.	Theoretical MW (Daltons)	Observed MW (Daltons)	HPLC purity (%)
129	1271.5	1271.4	98.0
130	1281.5		
131	1397.57	1397.2	96.8
132	862.05	862.2	98.4
133	863.04	862.95	94.9
134	880.04	880.6	99.4
135	896.50	896.2	98.6
136	904.09	903.9	99.8
137	904.09	904.2	99.3
138	905.08	905.15	98.9
139	922.08	922.6	99.0
140	938.54	938.2	96.2
141	930.13	930.0	99.7
142	944.15	943.6	99.5
143	958.18	958.0	99.0
144	972.20	971.6	99.0
145	960.19	959.6	99.0
146	966.16	965.5	99.0
147	1008.24	1007.8	99.0
148	975.17	974.6	96.5
149	1003.22	1002.8	99.1
150	1002.21	1002.4	>99
151	1052.27	1052.3	95.8
152	1101.30	1100.8	98.8
153	1018.24	1018.1	97.9
154			
155	1019.23	1019.01	97.0
156	1032.27	1032.4	79.9
157	1032.27	1032.4	95.9
158	1060.28	1060.31	98.4
159	1061.26	1061.19	97.7
160	1017.25	1017.0	99.0
161	1059.26	1058.6	99.5
162	1181.42	1181.3	97.6
163	1182.4	1182.32	94.7
164	1223.46	1222.89	98.1
165	1224.44	1224.47	98.9
166	1352.6		
167	910.14	910.2	97.8
168	932.14	931.6	97.3
169	966.59	966.2	93.5
170	988.25	987.6	99.0
171	986.24	986.0	99.7

Compound No.	Theoretical MW (Daltons)	Observed MW (Daltons)	HPLC purity (%)
172	1000.26	999.6	99.0
173	994.21	993.6	99.8
174	1036.29	1035.6	99.0
175	1030.26	1029.4	99.0
176	1115.37	1114.6	95.5
177	1045.31	1045.2	99.8
178	1087.32	1086.6	97.8
179	847.03	846.8	97.5
180	862.05	862.2	93.7
181	880.04	879.9	99.1
182	896.50	896.3	96.2
183	904.09	904.4	98.0
184	922.08	922.3	98.7
185	938.54	938.1	98.9
186	1018.24	1017.7	92.3
187	1036.23	1036.4	93.9
188	1052.69	1052.5	98.4
189	1060.28	1060.4	97.3
190	1078.27	1078.6	98.3
191	1094.72	1094.3	99.5
192	1352.6	1352.48	90.0
193	918.1		90.0
194	1132.3		90.0
195	1074.3	1073.7	99.0
196	1237.5		99.0
197	1366.6		78.0
198	904.09	903.5	84.7

Example 188

Construction of MC receptor expression plasmids

Construction of human MC1 expression plasmid: Human MC1 cDNA is cloned
5 by PCR using human genomic DNA (Clontech Cat. # 6550-1) as a template. A forward hMC1 gene-specific primer containing initiation codon (ATG) and EcoRI site and a reverse hMC1 gene specific primer containing a stop codon and XbaI site are used in the PCR. The full-length hMC1 cDNA generated by PCR is cloned into pUC18/SmaI
10 plasmid (Pharmacia Cat. # 27-5266-01), and the correct hMC1 cDNA is confirmed by DNA sequencing. The sequenced pUC18hMC1 is digested with EcoRI and XbaI, and the hMC1 cDNA fragment is then subcloned into pCDNA3.1 (Invitrogen Cat. # V790-20) to generate expression plasmid pCDNA3-hMC1.

Construction of human MC3 expression plasmid: Human MC3 cDNA is cloned by PCR using human genomic DNA (Clontech Cat. # 6550-1) as a template. A forward hMC3 gene-specific primer containing initiation codon (ATG) and EcoRI site and a reverse hMC3 gene specific primer containing a stop codon and XbaI site are used in the PCR. The full-length hMC3 cDNA generated by PCR is cloned into pUC18/SmaI plasmid (Pharmacia Cat# 27-5266-01), and the correct hMC3 cDNA is confirmed by DNA sequencing. The sequenced pUC18hMC3 is digested with EcoRI and XbaI, and the hMC3 cDNA fragment is then subcloned into pcDNA3.1 (Invitrogen Cat. # V790-20) to generate expression plasmid pCDNA3-hMC3.

Construction of human MC4 expression plasmid: Human MC4 (hMC4) cDNA is cloned in a similar way as hMC3 cDNA by PCR using human fetal brain cDNA (Clontech Cat. # 7402-1) as a template. The hMC4 cDNA PCR product is digested with EcoRI/XbaI, and then subcloned into pCIneo (Promega Cat. # E1841) and sequenced. The resulting hMC4R plasmid has two mutations, which are then corrected to create the hMC4 cDNA encoding the correct hMC4 protein. The corrected hMC4 cDNA is then subcloned into pcDNA3.1 to generate expression plasmid pCDNA3-hMC4.

Construction of human MC5 expression plasmid: Human MC5 cDNA is cloned by PCR using human genomic DNA (Clontech Cat. # 6550-1) as a template. A forward hMC5 gene-specific primer containing initiation codon (ATG) and HindIII site and a reverse hMC5 gene specific primer containing a stop codon and XbaI site are used in the PCR. The full-length hMC5 cDNA generated by PCR is cloned into pUC18/SmaI plasmid (Pharmacia Cat. # 27-5266-01), and the correct hMC5 cDNA is confirmed by DNA sequencing. The sequenced pUC18hMC5 is digested with EcoRI and XbaI, and the hMC5 cDNA fragment is then subcloned into pcDNA3.1 (Invitrogen Cat. # V790-20) to generate expression plasmid pCDNA3-hMC5.

Stable HEK-293 cells expressing human MCRs: Stable 293 cells expressing all hMCRs are generated by co-transfecting HEK-293 cells with pCDNA3-hMC4R and a CRE-luciferase reporter plasmid following the protocol of Lipofectamine Plus Reagent (Invitrogen, Cat. # 10964-013). For selection of stable transfectants, the Genticin (G418) is added to the media at a concentration of 300 µg/mL 48 hours after the start of transfection. After 2-3 weeks, 40-50 of isolated clones are selected, propagated, and assayed for luciferase activity using a Luciferase Reporter Gene Assay kit (Roche,

Cat. # 1814036). Around five stable clones with highly stimulated luciferase activities by 10 nM NDP- α MSH are established.

Example 189

5 Melanocortin Receptor Whole Cell cAMP Accumulation Assay

Hank's Balanced Salt Solution without phenol red (HBSS-092), 1 M HEPES, Dulbecco's Modified Eagle Media (DMEM), Fetal Bovine Serum (FBS), Antibiotic/Antimycotic Solution, and sodium acetate are obtained from GibcoBRL. Triton X-100, ascorbic acid, cAMP, and 3-isobutyl-1-methyl-xanthine (IBMX) are
10 purchased from Sigma. Bovine Serum Albumin (BSA) is obtained from Roche. SPA PVT antibody-binding beads type II anti-sheep beads and 125 I cAMP are obtained from Amersham. Anti-goat cAMP antibody is obtained from ICN. Enzyme Free Cell Dissociation Solution Hank's based is obtained from Specialty Media. NDP- α MSH is obtained from Calbiochem. Dimethylsulfoxide (DMSO) is obtained from Aldrich.

15

Compound Preparation

In the agonist assay, compounds are prepared as 10 mM and NDP- α MSH (control) as 33.3 μ M stock solutions in 100% DMSO. These solutions are serially diluted in 100% DMSO. The compound plate is further diluted in compound dilution buffer
20 (HBSS-092, 1 mM Ascorbic Acid, 1 mM IBMX, 0.6% DMSO, 0.1% BSA) to yield a final concentration range in the assay between 600 nM – 6 pM for compound and 100 nM – 1 pM for NDP- α MSH control in 0.5% DMSO. Twenty μ L of compound solution are transferred from this plate into four PET 96-well plates (all assays are performed in duplicate for each receptor).

25

Cell Culture and Cell Stimulation

HEK 293 cells stably transfected with the human MC3R or MC4R are grown in DMEM containing 10 % FBS and 1% Antibiotic/Antimycotic Solution. On the day of the assay, the cells are dislodged with enzyme free cell dissociation solution and
30 re-suspended in cell buffer (HBSS-092, 0.1% BSA, 10 mM HEPES) at 1×10^6 cells/mL. Forty μ L of cell suspension are added per well to PET 96-well plates containing 20 μ L of

diluted compound or control. Plates are incubated at 37°C in a waterbath for 20 minutes. The assay is stopped by adding 50 µL Quench Buffer (50 mM sodium acetate, 0.25% Triton X-100).

5 Determination of cAMP concentrations

Radioligand binding assays are run in SPA buffer (50 mM sodium acetate, 0.1% BSA). The beads, antibody, and radioligand are diluted in SPA buffer to provide sufficient volume for each 96-well plate. To each quenched assay well is added 100 µL cocktail containing 33.33 µL of beads, 33.33 µL antibody, and 33.33 µL ¹²⁵I-cAMP. This is based on a final concentration of 6.3 mg/mL beads, 0.65% anti-goat antibody, and 61 pM of ¹²⁵I-cAMP (containing 25,000-30,000 CPM) in a final assay volume of 210 µL. The plates are counted in a Wallac MicroBeta counter after a 12-hour incubation.

The data are converted to pmol of cAMP using a standard curve assayed under the same conditions. The data are analyzed using Activity Base software to generate agonist potencies (EC₅₀), and percent relative efficacy data compared to NDP-αMSH.

Table 3: MC4 Potency and Selectivity

Compound No.	MC4 K _i (nM)	MC1/MC4 selectivity
1	127.80	3.91
2	0.39	10.70
3	0.41	4.00
4	0.23	0.26
5	0.42	5.00
6	2.15	35.74
7	0.82	15.00
8	1.43	3.33
9	2.39	10.00
10	0.10	9.50
11	1.26	11.00
12	1.10	6.72
13	0.34	10.65
14	0.35	12.54
15	0.67	14.75
16	0.83	2.94
17	0.57	10.42
18	0.35	8.15

Compound No.	MC4 K _i (nM)	MC1/MC4 selectivity
19	0.53	7.64
20	0.48	4.81
21	0.22	10.27
22	0.27	6.85
23	0.26	10.54
24	0.44	8.00
25	0.32	11.00
26	0.71	38.90
27	1.05	30.11
28	1.18	26.35
29	3.18	15.00
30	2.36	38.48
31	0.75	57.02
32	0.37	66.88
33	0.35	79.54
34	43.42	11.52
35	1.03	1.17
36	1.66	1.22
37	1.81	36.99
38	2.55	28.16
39	2.08	19.67
40	0.96	25.92
41	0.60	58.47
42	0.40	44.63
43	1.06	11.00
44	0.95	15.00
45	3.03	30.47
46	0.73	
47	53.32	
48	0.43	26.80
49	3.14	35.35
50	0.21	36.10
51	6.52	76.75
52	0.55	30.54
53	8.68	
54	0.48	20.85
55	1.67	28.81
56	23.39	21.38
57	2.26	29.00
58	0.81	31.69
59	0.86	20.92
60	1.51	29.95
61	0.87	1.70

Compound No.	MC4 K _i (nM)	MC1/MC4 selectivity
62	0.75	46.91
63	2.28	30.51
64	0.62	4.12
65	6.53	2.70
66	0.83	13.23
67	0.26	9.15
68	0.63	14.08
69	3.00	18.38
70	0.30	2.00
71	2.11	5.13
72	0.78	22.31
73	8.78	12.77
74	1.21	12.00
75	2.31	6.00
76	24.23	6.00
77	0.41	28.38
78	7.28	9.00
79	0.57	21.79
80	5.27	8.24
81	5.93	101.69
82	300.86	1.66
83	0.26	45.95
84	3.32	150.60
85	188.06	2.66
86	0.13	66.21
87	1.11	316.25
88	55.14	9.07
89	0.11	71.43
90	0.86	237.22
91	23.65	21.14
92	0.52	12.06
93	0.65	1.48
94	5.12	16.97
95	155.83	3.21
96	4.01	20.87
97	0.58	8.03
98	11.54	7.43
99	5.66	88.42
100	300.24	1.67
101	14.00	0.97
102	105.01	4.76
103	6.62	75.59
104	135.91	3.68

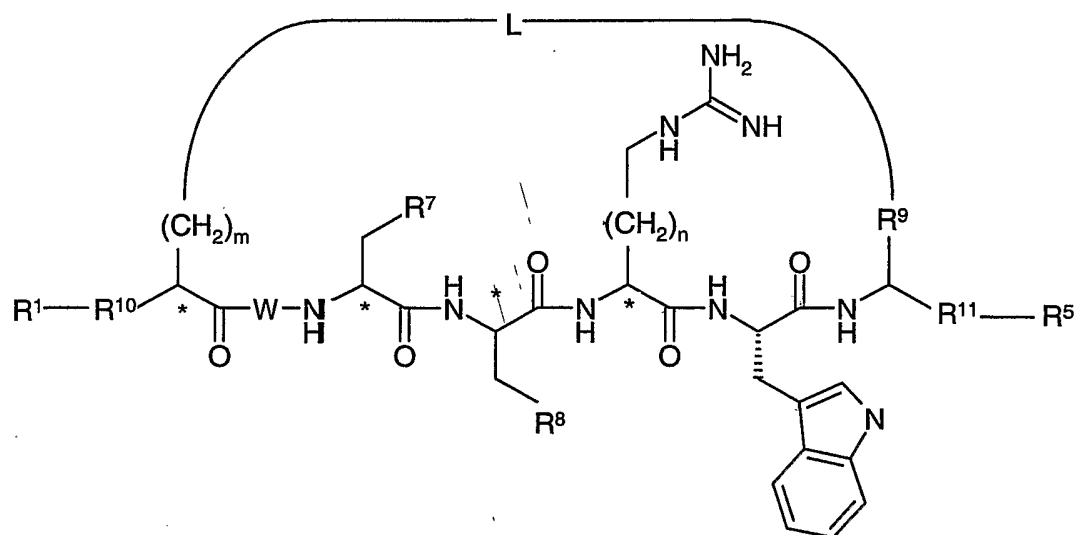
Compound No.	MC4 K _i (nM)	MC1/MC4 selectivity
105	20.80	24.04
106	20.88	23.95
107	500.00	1.00
108	31.36	5.99
109	82.70	6.05
110	117.22	4.27
111	65.19	7.67
112	88.97	5.62
113	37.01	13.51
114	1.35	4.00
115	1.15	2.00
116	2.00	4.00
117	0.63	1.00
118	4.59	4.52
119	0.57	0.86
120	0.40	1.00
121	0.34	0.74
122	0.30	0.90
123	1.13	2.42
124	2.36	18.11
125	19.94	25.08
126	0.74	22.64
127	0.28	20.25
128	0.89	22.46
129	2.18	22.16
130	1.98	26.88
131	11.18	7.00
132	0.34	77.32
133	9.08	31.29
134	0.13	68.42
135	0.06	120.27
136	55.30	7.01
137	0.32	54.60
138	3.08	38.81
139	0.38	44.29
140	0.20	128.15
141	0.19	83.00
142	0.11	35.55
143	0.08	19.27
144	0.30	14.85
145	0.73	3.82
146	0.32	27.43
147	0.07	0.86

Compound No.	MC4 K _i (nM)	MC1/MC4 selectivity
148	0.10	51.98
149	0.07	51.85
150	2.35	12.88
151	4.35	14.00
152	1.77	7.73
153	0.10	41.81
154	0.21	36.00
155	0.68	55.84
156	1.31	158.41
157	28.42	17.60
158	0.08	50.25
159	0.74	49.41
160	0.05	0.90
161	0.08	2.18
162	0.08	30.07
163	2.28	19.46
164	0.38	7.79
165	1.45	13.53
166	25.05	9.38
167	93.07	3.36
168	1.35	212.71
169	0.03	1804.00
170	0.13	9.00
171	0.10	75.11
172	0.15	26.45
173	0.37	29.10
174	0.23	4.98
175	1.29	
176	0.49	
177	0.05	
178	0.38	
179	93.46	5.35
180	16.46	30.38
181	6.07	45.25
182	0.89	185.74
183	9.37	53.39
184	2.51	97.44
185	0.47	269.59
186	5.21	11.44
187	2.02	20.76
188	0.92	29.56
189	2.72	23.31
190	0.17	367.10

Compound No.	MC4 K _i (nM)	MC1/MC4 selectivity
191	0.26	127.33
192	36.70	1.00
193	2.59	26.59
194	2.93	10.61
195	0.87	32.56
196	2.10	4.98
197	21.81	1.00
198	16.72	13.07

WHAT IS CLAIMED IS:

1. A compound of the formula:

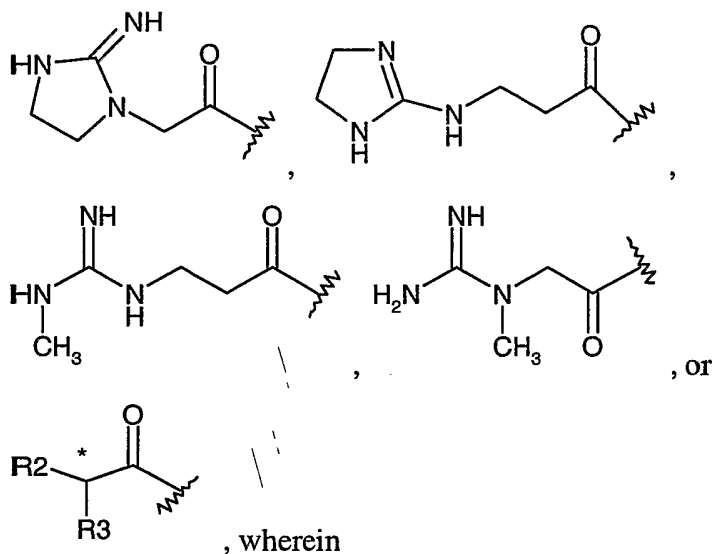


and pharmaceutically acceptable salts thereof, wherein

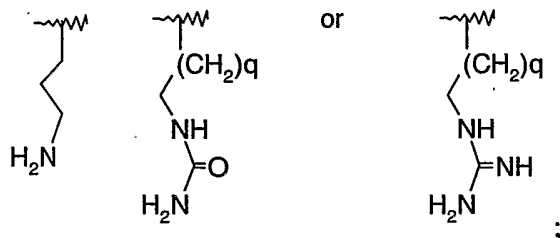
W is Glu, Gln, Asp, Asn, Ala, Gly, Thr, Ser, Pro, Met, Ile, Val, Arg, His, Tyr, Trp, Phe, Lys, Leu, Cya, or is absent;

R¹ is -H, -C(O)CH₃, -C(O)(CH₂)₁₋₄CH₃, -C(O)(CH₂)₁₋₄NHC(NH)NH₂, Tyr-βArg-, Ac-Tyr-β-hArg-, gluconoyl-Tyr-Arg-, Ac-diaminobutyryl-, Ac-diaminopropionyl-, N-propionyl-, N-butyryl-, N-valeryl-, N-methyl-Tyr-Arg-, N-glutaryl-Tyr-Arg-, N-succinyl-Tyr-Arg-, R⁶-SO₂NHC(O)CH₂CH₂C(O)-, R⁶-SO₂NHC(O)CH₂CH₂C(O)Arg-, R⁶-SO₂NHCH₂CH₂CH₂C(O)-, C₃-C₇ cycloalkylcarbonyl, phenylsulfonyl, C₈-C₁₄ bicyclic arylsulfonyl, phenyl-(CH₂)_qC(O)-, C₈-C₁₄ bicyclic aryl-(CH₂)_qC(O)-,

85



R^2 is -H, $-NH_2$, $-NHC(O)CH_3$, $-NHC(O)(CH_2)_{1-4}CH_3$,
 $-NH-TyrC(O)CH_3$, R^6SO_2NH- , Ac-Cya-NH-, Tyr-NH-,
 $HO-(C_6H_5)-CH_2CH_2C(O)NH-$, or $CH_3-(C_6H_5)-C(O)CH_2CH_2C(O)NH-$;
 R^3 is C_1-C_4 straight or branched alkyl, $NH_2-CH_2-(CH_2)_q-$, $HO-CH_2-$,
 $(CH_3)_2CHNH(CH_2)_4-$, $R^6(CH_2)_q-$, R^6SO_2NH- , Ser, Ile,



q is 0, 1, 2, or 3;
 R^6 is a phenyl or C_8-C_{14} bicyclic aryl;
 m is 1 or 2;
 n is 1, 2, 3, or 4;
 R^9 is $(CH_2)_p$ or $(CH_3)_2C-$;
 p is 1 or 2;
 R^{10} is NH- or is absent;
 R^7 is a 5- or 6-membered heteroaryl or a 5- or 6-membered heteroaryl ring
 optionally substituted with R^4 ;
 R^4 is H, C_1-C_4 straight or branched alkyl, phenyl, benzyl, or
 $(C_6H_5)-CH_2-O-CH_2-$;

86

R^8 is phenyl, a phenyl ring optionally substituted with X, or cyclohexyl;

X is H, Cl, F, Br, methyl, or methoxy;

R^{11} is $-C(O)$ or $-CH_2$;

R^5 is $-NH_2$, $-OH$, glycinol, NH_2 -Pro-Ser-, NH_2 -Pro-Lys-, HO-Ser-,

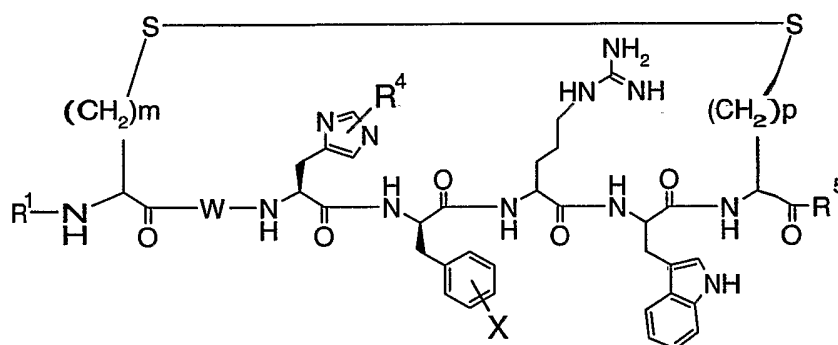
HO-Pro-Ser-, HO-Lys-, -Ser alcohol, -Ser-Pro alcohol, -Lys-Pro alcohol,

$HOCH_2CH_2-O-CH_2CH_2NH-$, NH_2 -Phe-Arg-, NH_2 -Glu-,

$NH_2CH_2RCH_2NH-$, $RHN-$, or $RO-$ where R is a C_1 - C_4 straight or branched alkyl; and

L is $-S-S-$ or $-S-CH_2-S-$.

2. A compound of the formula:



and pharmaceutically acceptable salts thereof, wherein

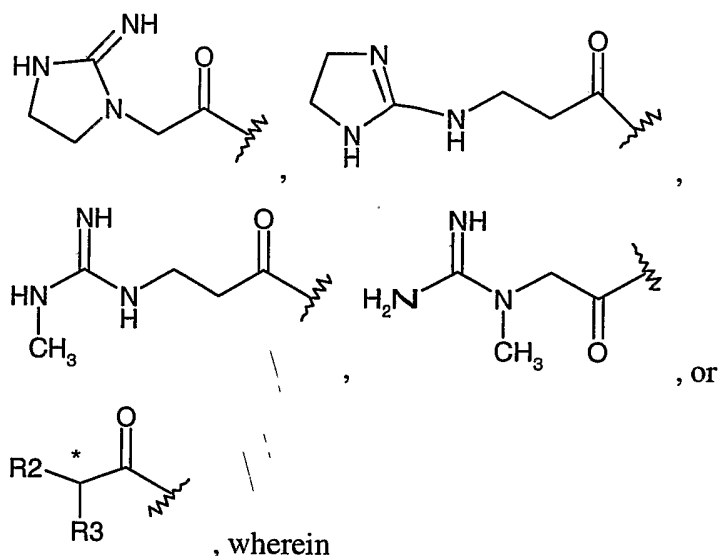
W is a single bond, Glu, Gln, Asp, Asn, Ala, Gly, Thr, Ser, Pro, Met, Ile, Val, Arg, His, Tyr, Trp, or Phe;

R^1 is $-H$, $-C(O)CH_3$, $-C(O)(CH_2)_{1-4}CH_3$, $-C(O)(CH_2)_{1-4}NHC(NH)NH_2$,

Tyr- β Arg, gluconoyl-Tyr-Arg, Ac-Dab, Ac-Dap, N-succinyl-Tyr-Arg,

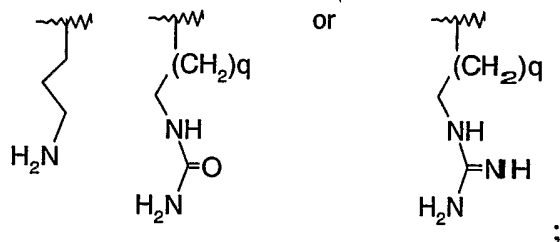
N-propionyl, N-valeryl, N-glutaryl-Tyr-Arg, N-butyryl,

87



R^2 is -H, $-NH_2$, $-NHC(O)CH_3$, $-NHC(O)(CH_2)_{1-4}CH_3$, or $-NH-TyrC(O)CH_3$;

R^3 is C_1 - C_4 straight or branched alkyl, Ser, Ile,



q is 0, 1, 2, or 3;

m is 1 or 2;

p is 1 or 2;

R^4 is H or C_1 - C_4 straight or branched alkyl;

X is H, Cl, F, Br, methyl, or methoxy; and

R^5 is $-NH_2$, $-OH$, glycinol, $-Ser-Pro-NH_2$, $-Lys-Pro-NH_2$, $-Ser-OH$,

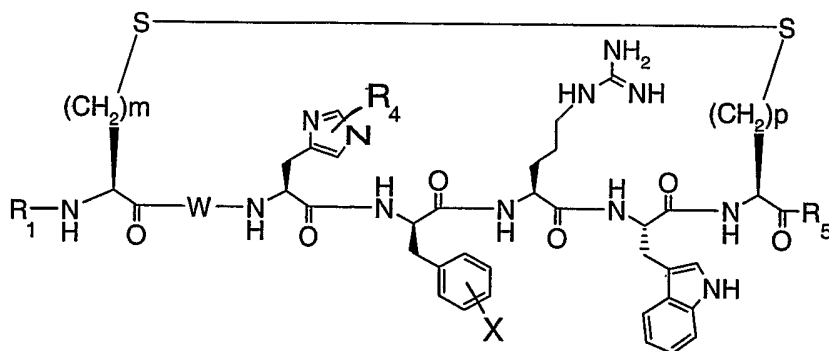
$-Ser-Pro-OH$, $-Lys-Pro-OH$, $-Arg-Phe-NH_2$, $-Glu-NH_2$, $-NHR$, or $-OR$,

where R is a C_1 - C_4 straight or branched alkyl.

3. The compound of Claim 2, with the proviso that the combination of $R_2=Tyr$, $R_3=Arg$, $W=Glu$, $R_4=H$, $X=H$, $m=1$, $p=1$, and $R_5=NH_2$ is specifically excluded.

88

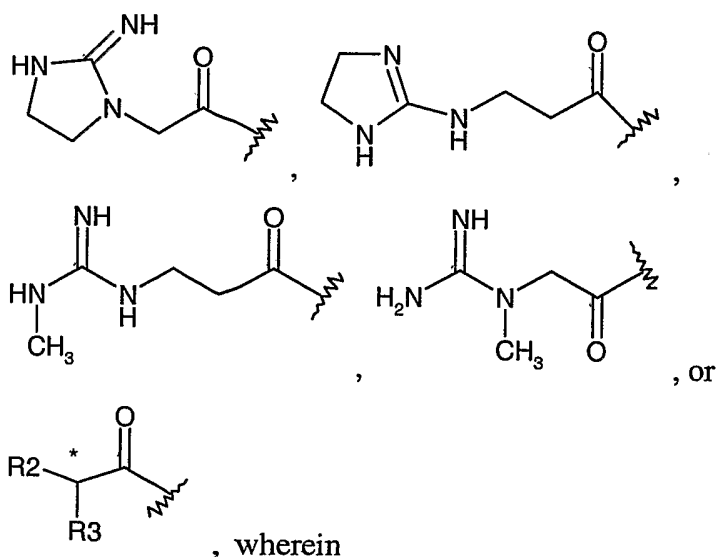
4. A compound of the formula:



and pharmaceutically acceptable salts thereof, wherein

W is Glu, Gln, Asp, Asn, Ala, Gly, Thr, Ser, Pro, Met, Ile, Val, Arg, His, Tyr, Trp, Phe, Lys, Leu, Cya, or is absent;

R¹ is -H, -C(O)CH₃, -C(O)(CH₂)₁₋₄CH₃, -C(O)(CH₂)₁₋₄NHC(NH)NH₂, Tyr-βArg-, Ac-Tyr-β-hArg-, gluconoyl-Tyr-Arg-, Ac-diaminobutyryl-, Ac-diaminopropionyl-, N-propionyl-, N-butyryl-, N-valeryl-, N-methyl-Tyr-Arg-, N-glutaryl-Tyr-Arg-, N-succinyl-Tyr-Arg-, R⁶-SO₂NHC(O)CH₂CH₂C(O)-, R⁶-SO₂NHC(O)CH₂CH₂C(O)Arg-, R⁶-SO₂NHCH₂CH₂CH₂C(O)-, C₃-C₇ cycloalkylcarbonyl, phenylsulfonyl, C₈-C₁₄ bicyclic arylsulfonyl, phenyl-(CH₂)_qC(O)-, C₈-C₁₄ bicyclic aryl-(CH₂)_qC(O)-,



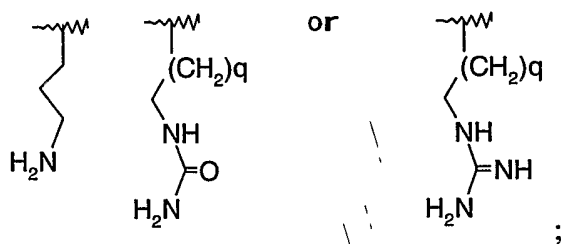
R² is -H, -NH₂, -NHC(O)CH₃, -NHC(O)(CH₂)₁₋₄CH₃,

-NH-TyrC(O)CH₃, R⁶SO₂NH-, Ac-Cya-NH-, Tyr-NH-,

HO-(C₆H₅)-CH₂CH₂C(O)NH-, or CH₃-(C₆H₅)-C(O)CH₂CH₂C(O)NH-;

R³ is C₁-C₄ straight or branched alkyl, NH₂-CH₂-(CH₂)_q-, HO-CH₂-,

(CH₃)₂CHNH(CH₂)₄-, R⁶(CH₂)_q-, R⁶SO₂NH-, Ser, Ile,



q is 0, 1, 2, or 3;

R⁶ is a phenyl or C₈-C₁₄ bicyclic aryl;

m is 1 or 2;

p is 1 or 2;

R⁴ is H, C₁-C₄ straight or branched alkyl, phenyl, benzyl, or

(C₆H₅)-CH₂-O-CH₂-;

X is H, Cl, F, Br, methyl, or methoxy; and

R⁵ is -NH₂, -OH, glycinol, NH₂-Pro-Ser-, NH₂-Pro-Lys-, HO-Ser-,

HO-Pro-Ser-, HO-Lys-, -Ser alcohol, -Ser-Pro alcohol, -Lys-Pro alcohol,

HOCH₂CH₂-O-CH₂CH₂NH-, NH₂-Phe-Arg-, NH₂-Glu-,

NH₂CH₂RCH₂NH-, RHN-, or RO- where R is a C₁-C₄ straight or branched alkyl.

5. The compound of Claim 4, wherein

W is Glu or is absent;

R¹ is H-, Ac-, Arg-, Ac-Arg-, or Ac-D-Arg-;

m is 1 or 2;

p is 1; and

R⁵ is NH₂ or OH.

6. The compound of Claim 4, wherein W is Glu; R¹ is Ac-D-Arg-; m is 1; p is 1; and

R⁵ is NH₂.

7. The compound of Claim 4 wherein W is absent; R¹ is Ac-; m is 2; p is 1; and R⁵ is NH₂.
8. The compound of Claim 4 wherein W is Glu; R¹ is Ac-Arg-; m is 1; p is 1; and R⁵ is NH₂.
9. The compound of Claim 4 wherein W is absent; R¹ is H; m is 2; p is 1; and R⁵ is NH₂.
10. The compound of Claim 4 wherein W is absent; R¹ is Arg-; m is 2; p is 1; and R⁵ is OH.
11. A compound selected from the group consisting of Compound Numbers 1-198.
12. The compound of claim 11, wherein the compound is Compound Number 48, 52, 132, 137, or 155.
13. The compound of Claim 12, wherein the compound is Ac-D-Arg-cyclo[Cys-Glu-His-D-Phe-Arg-Trp-Cys]-NH₂.
14. The compound of Claim 12, wherein the compound is Ac-cyclo[hCys-His-D-Phe-Arg-Trp-Cys]-NH₂.
15. A pharmaceutical composition comprising a pharmaceutically acceptable carrier and at least one compound as claimed by any one of Claims 1 to 14.
16. A method for agonizing the MC4 receptor, comprising the step of administering to a patient in need thereof a pharmaceutically effective amount of at least one compound of any one of Claims 1 to 14.

17. A method of treating obesity in a mammal, comprising the step of administering to the mammal in need thereof a pharmaceutically effective amount of at least one compound of any one of Claims 1 to 14.
18. A method of treating diabetes mellitus in a mammal, comprising the step of administering to the mammal in need thereof a pharmaceutically effective amount of at least one compound of Claims 1 to 14.
19. A method of treating male and/or female sexual dysfunction in a mammal, comprising the step of administering to the mammal in need thereof a pharmaceutically effective amount of at least one compound of Claims 1 to 14.
20. A compound as claimed by any one of Claims 1 to 14 for use as a medicament.
21. Use of a compound as claimed by any one of Claims 1 to 14 in the manufacture of a medicament for the treatment of obesity.
22. Use of a compound as claimed by any one of Claims 1 to 14 in the manufacture of a medicament for the treatment of diabetes mellitus.
23. Use of a compound as claimed by any one of Claims 1 to 14 in the manufacture of a medicament for the treatment of sexual dysfunction.

X-15871M.ST25.txt
SEQUENCE LISTING

<110> Eli Lilly and Company
<120> MELANOCORTIN RECEPTOR 4 (MC4) AGONISTS AND THEIR USES
<130> X-15871M
<150> US 60/479740
<151> 2003-06-19
<150> US 60/570737
<151> 2004-05-13
<160> 201
<170> PatentIn version 3.3
<210> 1
<211> 6
<212> PRT
<213> Artificial
<220>
<223> synthetic construct

<220>
<221> DISULFID
<222> (1)..(6)

<220>
<221> MOD_RES
<222> (1)..(1)
<223> ACETYLATION

<220>
<221> MOD_RES
<222> (3)..(3)
<223> D form

<220>
<221> MOD_RES
<222> (6)..(6)
<223> AMIDATION

<400> 1
Cys His Phe Arg Trp Cys
1 5

<210> 2
<211> 9
<212> PRT
<213> Artificial
<220>
<223> synthetic construct

<220>
<221> MISC_FEATURE

X-15871M.ST25.txt

<222> (1)..(1)
<223> Xaa = Cysteic acid

<220>
<221> MOD_RES
<222> (1)..(1)
<223> ACETYLATION

<220>
<221> DISULFID
<222> (3)..(9)

<220>
<221> MOD_RES
<222> (6)..(6)
<223> D form

<220>
<221> MOD_RES
<222> (9)..(9)
<223> AMIDATION

<400> 2

Xaa Arg Cys Ala His Phe Arg Trp Cys
1 5

<210> 3
<211> 9
<212> PRT
<213> Artificial

<220>
<223> Synthetic construct

<220>
<221> MOD_RES
<222> (1)..(1)
<223> ACETYLATION

<220>
<221> DISULFID
<222> (3)..(9)

<220>
<221> MOD_RES
<222> (6)..(6)
<223> D form

<220>
<221> MOD_RES
<222> (9)..(9)
<223> AMIDATION

<400> 3

Tyr Arg Cys Ala His Phe Arg Trp Cys
1 5

<210> 4

✻

X-15871M.ST25.txt

<211> 9
<212> PRT
<213> Artificial

<220>
<223> synthetic construct

<220>
<221> MOD_RES
<222> (1)..(1)
<223> ACETYLTATION

<220>
<221> DISULFID
<222> (3)..(9)

<220>
<221> MOD_RES
<222> (6)..(6)
<223> D form

<220>
<221> MOD_RES
<222> (9)..(9)
<223> AMIDATION

<400> 4

Tyr Arg Cys Arg His Phe Arg Trp Cys
1 5

<210> 5
<211> 9
<212> PRT
<213> Artificial

<220>
<223> synthetic construct

<220>
<221> MOD_RES
<222> (1)..(1)
<223> ACETYLTATION

<220>
<221> DISULFID
<222> (3)..(9)

<220>
<221> MOD_RES
<222> (6)..(6)
<223> D form

<220>
<221> MOD_RES
<222> (9)..(9)
<223> AMIDATION

<400> 5

X-15871M.ST25.txt
 Tyr Arg Cys Asn His Phe Arg Trp Cys
 1 5

<210> 6
 <211> 7
 <212> PRT
 <213> Artificial
 <220>
 <223> Synthetic construct

<220>
 <221> MOD_RES
 <222> (1)..(1)
 <223> ACETYLATION

<220>
 <221> DISULFID
 <222> (1)..(7)

<220>
 <221> MOD_RES
 <222> (4)..(4)
 <223> D form

<220>
 <221> MOD_RES
 <222> (7)..(7)
 <223> AMIDATION

<400> 6

Cys Asp His Phe Arg Trp Cys
 1 5

<210> 7
 <211> 9
 <212> PRT
 <213> Artificial

<220>
 <223> Synthetic construct

<220>
 <221> MOD_RES
 <222> (1)..(1)
 <223> ACETYLATION

<220>
 <221> DISULFID
 <222> (3)..(9)

<220>
 <221> MOD_RES
 <222> (6)..(6)
 <223> D form

<220>
 <221> MOD_RES

X-15871M.ST25.txt

<222> (9)..(9)
 <223> AMIDATION

<400> 7

Tyr Arg Cys Asp His Phe Arg Trp Cys
 1 5

<210> 8
 <211> 7
 <212> PRT
 <213> Artificial

<220>
 <223> Synthetic construct

<220>
 <221> MOD_RES
 <222> (1)..(1)
 <223> ACETYLATION

<220>
 <221> DISULFID
 <222> (1)..(7)

<220>
 <221> MOD_RES
 <222> (4)..(4)
 <223> D form

<220>
 <221> MOD_RES
 <222> (7)..(7)
 <223> AMIDATION

<400> 8

Cys Gln His Phe Arg Trp Cys
 1 5

<210> 9
 <211> 9
 <212> PRT
 <213> Artificial

<220>
 <223> Synthetic construct

<220>
 <221> MOD_RES
 <222> (1)..(1)
 <223> ACETYLATION

<220>
 <221> DISULFID
 <222> (3)..(9)

<220>
 <221> MOD_RES

X-15871M.ST25.txt

<222> (6)..(6)
<223> D form

<400> 9

Tyr Arg Cys Gln His Phe Arg Trp Cys
1 5

<210> 10
<211> 9
<212> PRT
<213> Artificial

<220>
<223> synthetic construct

<220>
<221> MOD_RES
<222> (1)..(1)
<223> ACETYLATION

<220>
<221> DISULFID
<222> (3)..(9)

<220>
<221> MOD_RES
<222> (6)..(6)
<223> D form

<220>
<221> MOD_RES
<222> (9)..(9)
<223> Methoxy substituted for OH

<400> 10

Tyr Arg Cys Gln His Phe Arg Trp Cys
1 5

<210> 11
<211> 9
<212> PRT
<213> Artificial

<220>
<223> synthetic construct

<220>
<221> DISULFID
<222> (3)..(9)

<220>
<221> MOD_RES
<222> (6)..(6)
<223> D form

<220>
<221> MOD_RES

X-15871M.ST25.txt

<222> (9)..(9)
<223> AMIDATION

<400> 11

Tyr Arg Cys Gly His Phe Arg Trp Cys
1 5

<210> 12
<211> 9
<212> PRT
<213> Artificial

<220>
<223> Synthetic construct

<220>
<221> MOD_RES
<222> (1)..(1)
<223> ACETYLATION

<220>
<221> DISULFID
<222> (3)..(9)

<220>
<221> MOD_RES
<222> (6)..(6)
<223> D form

<220>
<221> MOD_RES
<222> (9)..(9)
<223> AMIDATION

<400> 12

Tyr Arg Cys Gly His Phe Arg Trp Cys
1 5

<210> 13
<211> 9
<212> PRT
<213> Artificial

<220>
<223> Synthetic construct

<220>
<221> MOD_RES
<222> (1)..(1)
<223> ACETYLATION

<220>
<221> DISULFID
<222> (3)..(9)

<220>
<221> MOD_RES

X-15871M.ST25.txt

<222> (6)..(6)
<223> D form

<220>
<221> MOD_RES
<222> (9)..(9)
<223> AMIDATION

<400> 13

Tyr Arg Cys His His Phe Arg Trp Cys
1 5

<210> 14
<211> 9
<212> PRT
<213> Artificial

<220>
<223> synthetic construct

<220>
<221> MOD_RES
<222> (1)..(1)
<223> ACETYLATION

<220>
<221> DISULFID
<222> (3)..(9)

<220>
<221> MOD_RES
<222> (6)..(6)
<223> D form

<220>
<221> MOD_RES
<222> (9)..(9)
<223> AMIDATION

<400> 14

Tyr Arg Cys Ile His Phe Arg Trp Cys
1 5

<210> 15
<211> 7
<212> PRT
<213> Artificial

<220>
<223> synthetic construct

<220>
<221> MOD_RES
<222> (1)..(1)
<223> ACETYLATION

<220>

X-15871M.ST25.txt

<221> DISULFID
<222> (1)..(7)

<220>
<221> MOD_RES
<222> (4)..(4)
<223> D form

<220>
<221> MOD_RES
<222> (7)..(7)
<223> AMIDATION

<400> 15

Cys Leu His Phe Arg Trp Cys
1 5

<210> 16
<211> 7
<212> PRT
<213> Artificial

<220>
<223> synthetic construct

<220>
<221> MOD_RES
<222> (1)..(1)
<223> ACETYLATION

<220>
<221> DISULFID
<222> (1)..(7)

<220>
<221> MOD_RES
<222> (4)..(4)
<223> D form

<220>
<221> MOD_RES
<222> (7)..(7)
<223> AMIDATION

<400> 16

Cys Lys His Phe Arg Trp Cys
1 5

<210> 17
<211> 9
<212> PRT
<213> Artificial

<220>
<223> synthetic construct

<220>

X-15871M.ST25.txt

<221> MOD_RES
 <222> (1)..(1)
 <223> METHYLATION

<220>
 <221> DISULFID
 <222> (3)..(9)

<220>
 <221> MOD_RES
 <222> (6)..(6)
 <223> D form

<220>
 <221> MOD_RES
 <222> (9)..(9)
 <223> AMIDATION

<400> 17

Tyr Arg Cys Met His Phe Arg Trp Cys
 1 5

<210> 18
 <211> 9
 <212> PRT
 <213> Artificial

<220>
 <223> synthetic construct

<220>
 <221> MOD_RES
 <222> (1)..(1)
 <223> ACETYLATION

<220>
 <221> DISULFID
 <222> (3)..(9)

<220>
 <221> MOD_RES
 <222> (6)..(6)
 <223> D form

<220>
 <221> MOD_RES
 <222> (9)..(9)
 <223> AMIDATION

<400> 18

Tyr Arg Cys Met His Phe Arg Trp Cys
 1 5

<210> 19
 <211> 9
 <212> PRT
 <213> Artificial

X-15871M.ST25.txt

<220>
<223> Synthetic construct

<220>
<221> MOD_RES
<222> (1)..(1)
<223> ACETYLATION

<220>
<221> DISULFID
<222> (3)..(9)

<220>
<221> MOD_RES
<222> (6)..(6)
<223> D form

<220>
<221> MOD_RES
<222> (9)..(9)
<223> AMIDATION

<400> 19

Tyr Arg Cys Phe His Phe Arg Trp Cys
1 5

<210> 20
<211> 9
<212> PRT
<213> Artificial

<220>
<223> Synthetic construct

<220>
<221> MOD_RES
<222> (1)..(1)
<223> ACETYLATION

<220>
<221> DISULFID
<222> (3)..(9)

<220>
<221> MOD_RES
<222> (6)..(6)
<223> D form

<220>
<221> MOD_RES
<222> (9)..(9)
<223> AMIDATION

<400> 20

Tyr Arg Cys Pro His Phe Arg Trp Cys
1 5

X-15871M.ST25.txt

<210> 21
<211> 9
<212> PRT
<213> Artificial

<220>
<223> Synthetic construct

<220>
<221> MOD_RES
<222> (1)..(1)
<223> ACETYLATION

<220>
<221> DISULFID
<222> (3)..(9)

<220>
<221> MOD_RES
<222> (6)..(6)
<223> D form

<220>
<221> MOD_RES
<222> (9)..(9)
<223> AMIDATION

<400> 21

Tyr Arg Cys Ser His Phe Arg Trp Cys
1 5

<210> 22
<211> 9
<212> PRT
<213> Artificial

<220>
<223> Synthetic construct

<220>
<221> MOD_RES
<222> (1)..(1)
<223> ACETYLATION

<220>
<221> DISULFID
<222> (3)..(9)

<220>
<221> MOD_RES
<222> (6)..(6)
<223> D form

<220>
<221> MOD_RES
<222> (9)..(9)
<223> AMIDATION

<400> 22

X-15871M.ST25.txt

Tyr Arg Cys Thr His Phe Arg Trp Cys
1 5

<210> 23
<211> 9
<212> PRT
<213> Artificial

<220>
<223> Synthetic construct

<220>
<221> MOD_RES
<222> (1)..(1)
<223> ACETYLTATION

<220>
<221> DISULFID
<222> (3)..(9)

<220>
<221> MOD_RES
<222> (6)..(6)
<223> D form

<220>
<221> MOD_RES
<222> (9)..(9)
<223> AMIDATION

<400> 23

Tyr Arg Cys Trp His Phe Arg Trp Cys
1 5

<210> 24
<211> 9
<212> PRT
<213> Artificial

<220>
<223> Synthetic construct

<220>
<221> MOD_RES
<222> (1)..(1)
<223> ACETYLTATION

<220>
<221> DISULFID
<222> (3)..(9)

<220>
<221> MOD_RES
<222> (6)..(6)
<223> D form

<220>

X-15871M.ST25.txt

<221> MOD_RES
<222> (9)..(9)
<223> AMIDATION

<400> 24

Tyr Arg Cys Tyr His Phe Arg Trp Cys
1 5

<210> 25
<211> 9
<212> PRT
<213> Artificial

<220>
<223> synthetic construct

<220>
<221> MOD_RES
<222> (1)..(1)
<223> ACETYLTATION

<220>
<221> DISULFID
<222> (3)..(9)

<220>
<221> MOD_RES
<222> (6)..(6)
<223> D form

<220>
<221> MOD_RES
<222> (9)..(9)
<223> AMIDATION

<400> 25

Tyr Arg Cys Val His Phe Arg Trp Cys
1 5

<210> 26
<211> 8
<212> PRT
<213> Artificial

<220>
<223> synthetic construct

<220>
<221> MOD_RES
<222> (1)..(1)
<223> ACETYLTATION

<220>
<221> DISULFID
<222> (2)..(8)

<220>

X-15871M.ST25.txt

<221> MISC_FEATURE
<222> (3)..(3)
<223> Xaa = cysteic acid

<220>
<221> MOD_RES
<222> (5)..(5)
<223> D form

<220>
<221> MOD_RES
<222> (5)..(5)
<223> AMIDATION

<400> 26

Arg Cys Xaa His Phe Arg Trp Cys
1 5

<210> 27
<211> 8
<212> PRT
<213> Artificial

<220>
<223> Synthetic construct

<220>
<221> MOD_RES
<222> (1)..(1)
<223> ACETYLATION

<220>
<221> MOD_RES
<222> (1)..(1)
<223> D form

<220>
<221> DISULFID
<222> (2)..(8)

<220>
<221> MISC_FEATURE
<222> (3)..(3)
<223> Xaa = cysteic acid

<220>
<221> MOD_RES
<222> (5)..(5)
<223> D form

<220>
<221> MOD_RES
<222> (8)..(8)
<223> AMIDATION

<400> 27

Arg Cys Xaa His Phe Arg Trp Cys
1 5

X-15871M.ST25 .txt

<210> 28
<211> 9
<212> PRT
<213> Artificial

<220>
<223> Synthetic construct

<220>
<221> MOD_RES
<222> (1)..(1)
<223> ACETYLATION

<220>
<221> DISULFID
<222> (3)..(9)

<220>
<221> MISC_FEATURE
<222> (4)..(4)
<223> Xaa = cysteic acid

<220>
<221> MOD_RES
<222> (6)..(6)
<223> D form

<220>
<221> MOD_RES
<222> (9)..(9)
<223> AMIDATION

<400> 28

Tyr Arg Cys Xaa His Phe Arg Trp Cys
1 5

<210> 29
<211> 7
<212> PRT
<213> Artificial

<220>
<223> Synthetic construct

<220>
<221> DISULFID
<222> (1)..(7)

<220>
<221> MOD_RES
<222> (4)..(4)
<223> D form

<220>
<221> MOD_RES
<222> (7)..(7)
<223> AMIDATION

X-15871M.ST25.txt

<400> 29

Cys Glu His Phe Arg Trp Cys
1 5

<210> 30

<211> 7

<212> PRT

<213> Artificial

<220>

<223> Synthetic construct

<220>

<221> MOD_RES

<222> (1)..(1)

<223> ACETYLATION

<220>

<221> DISULFID

<222> (1)..(7)

<220>

<221> MOD_RES

<222> (4)..(4)

<223> D form

<220>

<221> MOD_RES

<222> (7)..(7)

<223> AMIDATION

<400> 30

Cys Glu His Phe Arg Trp Cys
1 5

<210> 31

<211> 7

<212> PRT

<213> Artificial

<220>

<223> Synthetic construct

<220>

<221> MOD_RES

<222> (1)..(1)

<223> ACETYLATION

<220>

<221> DISULFID

<222> (1)..(7)

<220>

<221> MOD_RES

<222> (4)..(4)

<223> 4-fluoro substituted, D form

X-15871M.ST25.txt

<220>
<221> MOD_RES
<222> (7)..(7)
<223> AMIDATION

<400> 31
Cys Glu His Phe Arg Trp Cys
1 5

<210> 32
<211> 7
<212> PRT
<213> Artificial

<220>
<223> synthetic construct

<220>
<221> MOD_RES
<222> (1)..(1)
<223> ACETYLATION

<220>
<221> DISULFID
<222> (1)..(7)

<220>
<221> MOD_RES
<222> (4)..(4)
<223> 4-chloro substituted, D form

<220>
<221> MOD_RES
<222> (7)..(7)
<223> AMIDATION

<400> 32
Cys Glu His Phe Arg Trp Cys
1 5

<210> 33
<211> 7
<212> PRT
<213> Artificial

<220>
<223> Synthetic construct

<220>
<221> MOD_RES
<222> (1)..(1)
<223> ACETYLATION

<220>
<221> DISULFID
<222> (1)..(7)

X-15871M.ST25.txt

<220>
 <221> MOD_RES
 <222> (4)..(4)
 <223> 4-bromo substituted, D form

<220>
 <221> MOD_RES
 <222> (7)..(7)
 <223> AMIDATION

<400> 33

Cys Glu His Phe Arg Trp Cys
 1 5

<210> 34
 <211> 7
 <212> PRT
 <213> Artificial

<220>
 <223> Synthetic construct

<220>
 <221> MOD_RES
 <222> (1)..(1)
 <223> ACETYLATION

<220>
 <221> DISULFID
 <222> (1)..(7)

<220>
 <221> MOD_RES
 <222> (3)..(3)
 <223> 1-methyl substituted

<220>
 <221> MOD_RES
 <222> (4)..(4)
 <223> D form

<220>
 <221> MOD_RES
 <222> (7)..(7)
 <223> AMIDATION

<400> 34

Cys Glu His Phe Arg Trp Cys
 1 5

<210> 35
 <211> 9
 <212> PRT
 <213> Artificial

<220>
 <223> Synthetic construct

X-15871M.ST25.txt

<220>
<221> MOD_RES
<222> (1)..(1)
<223> ACETYLATION

<220>
<221> DISULFID
<222> (1)..(7)

<220>
<221> MOD_RES
<222> (4)..(4)
<223> D form

<220>
<221> MOD_RES
<222> (9)..(9)
<223> AMIDATION

<400> 35

Cys Glu His Phe Arg Trp Cys Lys Pro
1 5

<210> 36
<211> 9
<212> PRT
<213> Artificial

<220>
<223> synthetic construct

<220>
<221> MOD_RES
<222> (1)..(1)
<223> ACETYLATION

<220>
<221> DISULFID
<222> (1)..(7)

<220>
<221> MOD_RES
<222> (4)..(4)
<223> D form

<220>
<221> MOD_RES
<222> (9)..(9)
<223> AMIDATION

<400> 36

Cys Glu His Phe Arg Trp Cys Ser Pro
1 5

<210> 37
<211> 7
<212> PRT

X-15871M.ST25.txt

<213> Artificial

<220>

<223> Synthetic construct

<220>

<221> MOD_RES

<222> (1)..(1)

<223> N-propionyl substituted

<220>

<221> DISULFID

<222> (1)..(7)

<220>

<221> MOD_RES

<222> (4)..(4)

<223> D form

<220>

<221> MOD_RES

<222> (7)..(7)

<223> AMIDATION

<400> 37

Cys Glu His Phe Arg Trp Cys
1 5

<210> 38

<211> 7

<212> PRT

<213> Artificial

<220>

<223> Synthetic construct

<220>

<221> MOD_RES

<222> (1)..(1)

<223> N-butyryl substituted

<220>

<221> DISULFID

<222> (1)..(7)

<220>

<221> MOD_RES

<222> (4)..(4)

<223> D form

<220>

<221> MOD_RES

<222> (7)..(7)

<223> AMIDATION

<400> 38

Cys Glu His Phe Arg Trp Cys
1 5

X-15871M.ST25.txt

<210> 39
<211> 7
<212> PRT
<213> Artificial

<220>
<223> synthetic construct

<220>
<221> MOD_RES
<222> (1)..(1)
<223> N-valeryl substituted

<220>
<221> DISULFID
<222> (1)..(7)

<220>
<221> MOD_RES
<222> (4)..(4)
<223> D form

<220>
<221> MOD_RES
<222> (7)..(7)
<223> AMIDATION

<400> 39

Cys Glu His Phe Arg Trp Cys
1 5

<210> 40
<211> 7
<212> PRT
<213> Artificial

<220>
<223> synthetic construct

<220>
<221> MOD_RES
<222> (1)..(1)
<223> 3-guanidinopropionyl substituted

<220>
<221> DISULFID
<222> (1)..(7)

<220>
<221> MOD_RES
<222> (4)..(4)
<223> D form

<220>
<221> MOD_RES
<222> (7)..(7)
<223> AMIDATION

X-15871M.ST25.txt

<400> 40

Cys Glu His Phe Arg Trp Cys
1 5<210> 41
<211> 7
<212> PRT
<213> Artificial<220>
<223> synthetic construct<220>
<221> MOD_RES
<222> (1)..(1)
<223> 4-guanidinobutyryl substituted<220>
<221> DISULFID
<222> (1)..(7)<220>
<221> MOD_RES
<222> (4)..(4)
<223> D form<220>
<221> MOD_RES
<222> (7)..(7)
<223> AMIDATION

<400> 41

Cys Glu His Phe Arg Trp Cys
1 5<210> 42
<211> 7
<212> PRT
<213> Artificial<220>
<223> synthetic construct<220>
<221> MOD_RES
<222> (1)..(1)
<223> 5-guanidinovaleryl substituted<220>
<221> DISULFID
<222> (1)..(7)<220>
<221> MOD_RES
<222> (4)..(4)
<223> D form

X-15871M.ST25.txt

<220>
<221> MOD_RES
<222> (7)..(7)
<223> AMIDATION

<400> 42

Cys Glu His Phe Arg Trp Cys
1 5

<210> 43
<211> 7
<212> PRT
<213> Artificial

<220>
<223> synthetic construct

<220>
<221> MOD_RES
<222> (1)..(1)
<223> acetyl-diaminopropionyl substituted

<220>
<221> DISULFID
<222> (1)..(7)

<220>
<221> MOD_RES
<222> (4)..(4)
<223> D form

<220>
<221> MOD_RES
<222> (7)..(7)
<223> AMIDATION

<400> 43

Cys Glu His Phe Arg Trp Cys
1 5

<210> 44
<211> 7
<212> PRT
<213> Artificial

<220>
<223> synthetic construct

<220>
<221> MOD_RES
<222> (1)..(1)
<223> acetyl-diaminobutyryl substituted

<220>
<221> DISULFID
<222> (1)..(7)

X-15871M.ST25.txt

<220>
<221> MOD_RES
<222> (4)..(4)
<223> D form

<220>
<221> MOD_RES
<222> (7)..(7)
<223> AMIDATION

<400> 44

Cys Glu His Phe Arg Trp Cys
1 5

<210> 45
<211> 8
<212> PRT
<213> Artificial

<220>
<223> synthetic construct

<220>
<221> DISULFID
<222> (2)..(8)

<220>
<221> MOD_RES
<222> (5)..(5)
<223> D form

<400> 45

Arg Cys Glu His Phe Arg Trp Cys
1 5

<210> 46
<211> 8
<212> PRT
<213> Artificial

<220>
<223> synthetic construct

<220>
<221> MOD_RES
<222> (1)..(1)
<223> D form

<220>
<221> DISULFID
<222> (2)..(8)

<220>
<221> MOD_RES
<222> (5)..(5)
<223> D form

X-15871M.ST25.txt

<220>
<221> MOD_RES
<222> (8)..(8)
<223> AMIDATION

<400> 46

Arg Cys Glu His Phe Arg Trp Cys
1 5

<210> 47
<211> 8
<212> PRT
<213> Artificial

<220>
<223> Synthetic construct

<220>
<221> MOD_RES
<222> (1)..(1)
<223> ACETYLATION

<220>
<221> MOD_RES
<222> (1)..(1)
<223> D form

<220>
<221> DISULFID
<222> (2)..(8)

<220>
<221> MOD_RES
<222> (8)..(8)
<223> AMIDATION

<400> 47

Arg Cys Glu His Phe Arg Trp Cys
1 5

<210> 48
<211> 8
<212> PRT
<213> Artificial

<220>
<223> Synthetic construct

<220>
<221> MOD_RES
<222> (1)..(1)
<223> ACETYLATION

<220>
<221> DISULFID
<222> (2)..(8)

X-15871M.ST25.txt

<220>
<221> MOD_RES
<222> (5)..(5)
<223> D form

<220>
<221> MOD_RES
<222> (8)..(8)
<223> AMIDATION

<400> 48

Arg Cys Glu His Phe Arg Trp Cys
1 5

<210> 49
<211> 8
<212> PRT
<213> Artificial

<220>
<223> Synthetic construct

<220>
<221> MOD_RES
<222> (1)..(1)
<223> ACETYLATION

<220>
<221> DISULFID
<222> (2)..(8)

<220>
<221> MOD_RES
<222> (5)..(5)
<223> D form

<400> 49

Arg Cys Glu His Phe Arg Trp Cys
1 5

<210> 50
<211> 8
<212> PRT
<213> Artificial

<220>
<223> Synthetic construct

<220>
<221> MOD_RES
<222> (1)..(1)
<223> ACETYLATION

<220>
<221> DISULFID
<222> (2)..(8)

x-15871M.ST25.txt

<220>
<221> MOD_RES
<222> (5)..(5)
<223> 4-chloro substituted, D form

<220>
<221> MOD_RES
<222> (8)..(8)
<223> AMIDATION

<400> 50

Arg Cys Glu His Phe Arg Trp Cys
1 5

<210> 51
<211> 8
<212> PRT
<213> Artificial

<220>
<223> Synthetic construct

<220>
<221> MOD_RES
<222> (1)..(1)
<223> ACETYLATION

<220>
<221> DISULFID
<222> (2)..(8)

<220>
<221> MOD_RES
<222> (4)..(4)
<223> 1-methyl substituted

<220>
<221> MOD_RES
<222> (5)..(5)
<223> D form

<220>
<221> MOD_RES
<222> (8)..(8)
<223> AMIDATION

<400> 51

Arg Cys Glu His Phe Arg Trp Cys
1 5

<210> 52
<211> 8
<212> PRT
<213> Artificial

<220>
<223> Synthetic construct

X-15871M.ST25.txt

<220>
 <221> MOD_RES
 <222> (1)..(1)
 <223> ACETYLATION

<220>
 <221> MOD_RES
 <222> (1)..(1)
 <223> D form

<220>
 <221> DISULFID
 <222> (2)..(8)

<220>
 <221> MOD_RES
 <222> (5)..(5)
 <223> D form

<220>
 <221> MOD_RES
 <222> (8)..(8)
 <223> AMIDATION

<400> 52

Arg Cys Glu His Phe Arg Trp Cys
 1 5

<210> 53
 <211> 8
 <212> PRT
 <213> Artificial

<220>
 <223> synthetic construct

<220>
 <221> MOD_RES
 <222> (1)..(1)
 <223> ACETYLATION

<220>
 <221> MOD_RES
 <222> (1)..(1)
 <223> D form

<220>
 <221> DISULFID
 <222> (2)..(8)

<220>
 <221> MOD_RES
 <222> (5)..(5)
 <223> D form

<400> 53

Arg Cys Glu His Phe Arg Trp Cys

X-15871M.ST25.txt

1

5

<210> 54
 <211> 8
 <212> PRT
 <213> Artificial
 <220>
 <223> synthetic construct

<220>
 <221> MOD_RES
 <222> (1)..(1)
 <223> ACETYLATION

<220>
 <221> MISC_FEATURE
 <222> (1)..(1)
 <223> Xaa = homoarginine

<220>
 <221> DISULFID
 <222> (2)..(8)

<220>
 <221> MOD_RES
 <222> (5)..(5)
 <223> D form

<220>
 <221> MOD_RES
 <222> (8)..(8)
 <223> AMIDATION

<400> 54

Xaa Cys Glu His Phe Arg Trp Cys
 1 5

<210> 55
 <211> 8
 <212> PRT
 <213> Artificial

<220>
 <223> synthetic construct

<220>
 <221> MOD_RES
 <222> (1)..(1)
 <223> ACETYLATION

<220>
 <221> MISC_FEATURE
 <222> (1)..(1)
 <223> Xaa = citrulline

<220>
 <221> DISULFID

X-15871M.ST25.txt

<222> (2)..(8)

<220>

<221> MOD_RES

<222> (5)..(5)

<223> D form

<220>

<221> MOD_RES

<222> (8)..(8)

<223> AMIDATION

<400> 55

Xaa Cys Glu His Phe Arg Trp Cys
1 5

<210> 56

<211> 8

<212> PRT

<213> Artificial

<220>

<223> Synthetic construct

<220>

<221> MOD_RES

<222> (1)..(1)

<223> ACETYLATION

<220>

<221> MISC_FEATURE

<222> (1)..(1)

<223> Xaa = citrulline

<220>

<221> DISULFID

<222> (2)..(8)

<220>

<221> MOD_RES

<222> (4)..(4)

<223> 1-methyl substituted

<220>

<221> MOD_RES

<222> (5)..(5)

<223> D form

<220>

<221> MOD_RES

<222> (8)..(8)

<223> AMIDATION

<400> 56

Xaa Cys Glu His Phe Arg Trp Cys
1 5

<210> 57

X-15871M.ST25.txt

<211> 8
<212> PRT
<213> Artificial

<220>
<223> Synthetic construct

<220>
<221> MOD_RES
<222> (1)..(1)
<223> ACETYLTATION

<220>
<221> DISULFID
<222> (2)..(8)

<220>
<221> MOD_RES
<222> (5)..(5)
<223> D form

<220>
<221> MOD_RES
<222> (8)..(8)
<223> AMIDATION

<400> 57
Leu cys Glu His Phe Arg Trp Cys
1 5

<210> 58
<211> 8
<212> PRT
<213> Artificial

<220>
<223> Synthetic construct

<220>
<221> MOD_RES
<222> (1)..(1)
<223> ACETYLTATION

<220>
<221> DISULFID
<222> (2)..(8)

<220>
<221> MOD_RES
<222> (5)..(5)
<223> D form

<220>
<221> MOD_RES
<222> (8)..(8)
<223> AMIDATION

<400> 58

X-15871M.ST25.txt
 Lys Cys Glu His Phe Arg Trp Cys
 1 5

<210> 59
 <211> 8
 <212> PRT
 <213> Artificial
 <220>
 <223> Synthetic construct

<220>
 <221> MOD_RES
 <222> (1)..(1)
 <223> ACETYLATION

<220>
 <221> MISC_FEATURE
 <222> (1)..(1)
 <223> Xaa = N(epsilon)-isopropyl lysine

<220>
 <221> DISULFID
 <222> (2)..(8)

<220>
 <221> MOD_RES
 <222> (5)..(5)
 <223> D form

<220>
 <221> MOD_RES
 <222> (8)..(8)
 <223> AMIDATION

<400> 59

Xaa Cys Glu His Phe Arg Trp Cys
 1 5

<210> 60
 <211> 8
 <212> PRT
 <213> Artificial

<220>
 <223> Synthetic construct

<220>
 <221> MOD_RES
 <222> (1)..(1)
 <223> ACETYLATION

<220>
 <221> MISC_FEATURE
 <222> (1)..(1)
 <223> Xaa = norleucine

<220>

X-15871M.ST25.txt

<221> DISULFID
<222> (2)..(8)

<220>
<221> MOD_RES
<222> (5)..(5)
<223> D form

<220>
<221> MOD_RES
<222> (8)..(8)
<223> AMIDATION

<400> 60

Xaa Cys Glu His Phe Arg Trp Cys
1 5

<210> 61
<211> 10
<212> PRT
<213> Artificial

<220>
<223> Synthetic construct

<220>
<221> MOD_RES
<222> (1)..(1)
<223> ACETYLATION

<220>
<221> MISC_FEATURE
<222> (1)..(1)
<223> Xaa = norleucine

<220>
<221> DISULFID
<222> (2)..(8)

<220>
<221> MOD_RES
<222> (5)..(5)
<223> D form

<220>
<221> MOD_RES
<222> (10)..(10)
<223> AMIDATION

<400> 61

Xaa Cys Glu His Phe Arg Trp Cys Ser Pro
1 5 10

<210> 62
<211> 8
<212> PRT
<213> Artificial

X-15871M.ST25.txt

<220>
<223> Synthetic construct

<220>
<221> MOD_RES
<222> (1)..(1)
<223> ACETYLATION

<220>
<221> MISC_FEATURE
<222> (1)..(1)
<223> Xaa = Ornithine

<220>
<221> DISULFID
<222> (2)..(8)

<220>
<221> MOD_RES
<222> (5)..(5)
<223> D form

<220>
<221> MOD_RES
<222> (8)..(8)
<223> AMIDATION

<400> 62

Xaa Cys Glu His Phe Arg Trp Cys
1 5

<210> 63
<211> 8
<212> PRT
<213> Artificial

<220>
<223> Synthetic construct

<220>
<221> MOD_RES
<222> (1)..(1)
<223> ACETYLATION

<220>
<221> DISULFID
<222> (2)..(8)

<220>
<221> MOD_RES
<222> (5)..(5)
<223> D form

<220>
<221> MOD_RES
<222> (8)..(8)
<223> AMIDATION

<400> 63

X-15871M.ST25 .txt

Val Cys Glu His Phe Arg Trp Cys
 1 5

<210> 64
 <211> 8
 <212> PRT
 <213> Artificial

<220>
 <223> Synthetic construct

<220>
 <221> MOD_RES
 <222> (1)..(1)
 <223> N-(2-naphthalenesulfonyl) substituted, D form

<220>
 <221> DISULFID
 <222> (2)..(8)

<220>
 <221> MOD_RES
 <222> (5)..(5)
 <223> D form

<220>
 <221> MOD_RES
 <222> (8)..(8)
 <223> AMIDATION

<400> 64

Arg Cys Glu His Phe Arg Trp Cys
 1 5

<210> 65
 <211> 8
 <212> PRT
 <213> Artificial

<220>
 <223> Synthetic construct

<220>
 <221> MOD_RES
 <222> (1)..(1)
 <223> N-(2-naphthalenesulfonylamino-4-oxo-butyl) substituted, D

<220>
 <221> DISULFID
 <222> (2)..(8)

<220>
 <221> MOD_RES
 <222> (5)..(5)
 <223> D form

<220>

X-15871M.ST25 .txt

<221> MOD_RES
<222> (8)..(8)
<223> AMIDATION

<400> 65

Arg Cys Glu His Phe Arg Trp Cys
1 5

<210> 66
<211> 8
<212> PRT
<213> Artificial

<220>
<223> synthetic construct

<220>
<221> MOD_RES
<222> (1)..(1)
<223> 3-(4-hydroxyphenyl)propionyl substituted

<220>
<221> DISULFID
<222> (2)..(8)

<220>
<221> MOD_RES
<222> (5)..(5)
<223> D form

<220>
<221> MOD_RES
<222> (8)..(8)
<223> AMIDATION

<400> 66

Arg Cys Glu His Phe Arg Trp Cys
1 5

<210> 67
<211> 8
<212> PRT
<213> Artificial

<220>
<223> synthetic construct

<220>
<221> MOD_RES
<222> (1)..(1)
<223> 3-(4-methylbenzoyl)propionyl substituted

<220>
<221> DISULFID
<222> (2)..(8)

<220>

x-15871M.ST25.txt

<221> MOD_RES
<222> (5)..(5)
<223> D form

<220>
<221> MOD_RES
<222> (8)..(8)
<223> AMIDATION

<400> 67

Arg Cys Glu His Phe Arg Trp Cys
1 5

<210> 68
<211> 9
<212> PRT
<213> Artificial

<220>
<223> synthetic construct

<220>
<221> DISULFID
<222> (3)..(9)

<220>
<221> MOD_RES
<222> (6)..(6)
<223> D form

<220>
<221> MOD_RES
<222> (9)..(9)
<223> AMIDATION

<400> 68

Tyr Arg Cys Glu His Phe Arg Trp Cys
1 5

<210> 69
<211> 9
<212> PRT
<213> Artificial

<220>
<223> synthetic construct

<220>
<221> DISULFID
<222> (3)..(9)

<220>
<221> MOD_RES
<222> (6)..(6)
<223> D form

<400> 69

X-15871M.ST25.txt

Tyr Arg Cys Glu His Phe Arg Trp Cys
1 5<210> 70
<211> 9
<212> PRT
<213> Artificial<220>
<223> synthetic construct<220>
<221> DISULFID
<222> (3)..(9)<220>
<221> MOD_RES
<222> (6)..(6)
<223> D form<220>
<221> MOD_RES
<222> (9)..(9)
<223> NH-(CH₂)₆-NH₂ substituted

<400> 70

Tyr Arg Cys Glu His Phe Arg Trp Cys
1 5<210> 71
<211> 10
<212> PRT
<213> Artificial<220>
<223> synthetic construct<220>
<221> DISULFID
<222> (3)..(9)<220>
<221> MOD_RES
<222> (6)..(6)
<223> D form<220>
<221> MOD_RES
<222> (10)..(10)
<223> AMIDATION

<400> 71

Tyr Arg Cys Glu His Phe Arg Trp Cys Glu
1 5 10

X-15871M.ST25.txt

<210> 72
<211> 9
<212> PRT
<213> Artificial

<220>
<223> Synthetic construct

<220>
<221> MOD_RES
<222> (1)..(1)
<223> ACETYLATION

<220>
<221> DISULFID
<222> (3)..(9)

<220>
<221> MOD_RES
<222> (6)..(6)
<223> D form

<220>
<221> MOD_RES
<222> (9)..(9)
<223> AMIDATION

<400> 72

Tyr Arg Cys Glu His Phe Arg Trp Cys
1 5

<210> 73
<211> 9
<212> PRT
<213> Artificial

<220>
<223> Synthetic construct

<220>
<221> MOD_RES
<222> (1)..(1)
<223> ACETYLATION

<220>
<221> DISULFID
<222> (3)..(9)

<220>
<221> MOD_RES
<222> (6)..(6)
<223> D form

<400> 73

Tyr Arg Cys Glu His Phe Arg Trp Cys
1 5

X-15871M.ST25.txt

<210> 74
<211> 9
<212> PRT
<213> Artificial

<220>
<223> Synthetic construct

<220>
<221> MOD_RES
<222> (1)..(1)
<223> N-succinyl substituted

<220>
<221> DISULFID
<222> (3)..(9)

<220>
<221> MOD_RES
<222> (6)..(6)
<223> D form

<220>
<221> MOD_RES
<222> (9)..(9)
<223> AMIDATION

<400> 74
Tyr Arg Cys Glu His Phe Arg Trp Cys
1 5

<210> 75
<211> 9
<212> PRT
<213> Artificial

<220>
<223> Synthetic construct

<220>
<221> MOD_RES
<222> (1)..(1)
<223> N-glutaryl substituted

<220>
<221> DISULFID
<222> (3)..(9)

<220>
<221> MOD_RES
<222> (6)..(6)
<223> D form

<220>
<221> MOD_RES
<222> (9)..(9)
<223> AMIDATION

<400> 75

X-15871M.ST25.txt

Tyr Arg Cys Glu His Phe Arg Trp Cys
1 5

<210> 76
<211> 9
<212> PRT
<213> Artificial

<220>
<223> synthetic construct

<220>
<221> MOD_RES
<222> (1)..(1)
<223> N-glutaryl substituted

<220>
<221> DISULFID
<222> (3)..(9)

<220>
<221> MOD_RES
<222> (6)..(6)
<223> D form

<400> 76

Tyr Arg Cys Glu His Phe Arg Trp Cys
1 5

<210> 77
<211> 9
<212> PRT
<213> Artificial

<220>
<223> synthetic construct

<220>
<221> MOD_RES
<222> (1)..(1)
<223> gluconoyl substituted

<220>
<221> DISULFID
<222> (3)..(9)

<220>
<221> MOD_RES
<222> (6)..(6)
<223> D form

<220>
<221> MOD_RES
<222> (9)..(9)
<223> AMIDATION

<400> 77

X-15871M.ST25.txt

Tyr Arg Cys Glu His Phe Arg Trp Cys
 1 5

<210> 78
 <211> 9
 <212> PRT
 <213> Artificial
 <220>
 <223> synthetic construct

<220>
 <221> MOD_RES
 <222> (1)..(1)
 <223> ACETYLATION

<220>
 <221> DISULFID
 <222> (3)..(9)

<220>
 <221> MOD_RES
 <222> (6)..(6)
 <223> D form

<220>
 <221> MOD_RES
 <222> (9)..(9)
 <223> Reduced from amino acid to amino alcohol

<400> 78

Tyr Arg Cys Glu His Phe Arg Trp Xaa
 1 5

<210> 79
 <211> 9
 <212> PRT
 <213> Artificial

<220>
 <223> Synthetic construct

<220>
 <221> MOD_RES
 <222> (1)..(1)
 <223> ACETYLATION

<220>
 <221> MOD_RES
 <222> (2)..(2)
 <223> D form

<220>
 <221> DISULFID
 <222> (3)..(9)

<220>

X-15871M.ST25.txt

<221> MOD_RES
<222> (6)..(6)
<223> D form

<220>
<221> MOD_RES
<222> (9)..(9)
<223> AMIDATION

<400> 79

Tyr Arg Cys Glu His Phe Arg Trp Cys
1 5

<210> 80
<211> 9
<212> PRT
<213> Artificial

<220>
<223> synthetic construct

<220>
<221> MOD_RES
<222> (1)..(1)
<223> ACETYLATION

<220>
<221> DISULFID
<222> (3)..(9)

<220>
<221> MOD_RES
<222> (3)..(3)
<223> D form

<220>
<221> MOD_RES
<222> (6)..(6)
<223> D form

<220>
<221> MOD_RES
<222> (9)..(9)
<223> AMIDATION

<400> 80

Tyr Arg Cys Glu His Phe Arg Trp Cys
1 5

<210> 81
<211> 9
<212> PRT
<213> Artificial

<220>
<223> synthetic construct

X-15871M.ST25.txt

<220>
<221> MOD_RES
<222> (1)..(1)
<223> ACETYLATION

<220>
<221> DISULFID
<222> (3)..(9)

<220>
<221> MOD_RES
<222> (5)..(5)
<223> 1-methyl substituted

<220>
<221> MOD_RES
<222> (6)..(6)
<223> D form

<220>
<221> MOD_RES
<222> (9)..(9)
<223> AMIDATION

<400> 81
Tyr Arg Cys Glu His Phe Arg Trp Cys
1 5

<210> 82
<211> 9
<212> PRT
<213> Artificial

<220>
<223> synthetic construct

<220>
<221> MOD_RES
<222> (1)..(1)
<223> ACETYLATION

<220>
<221> DISULFID
<222> (3)..(9)

<220>
<221> MOD_RES
<222> (5)..(5)
<223> 1-methyl substituted, D form

<220>
<221> MOD_RES
<222> (6)..(6)
<223> D form

<220>
<221> MOD_RES
<222> (9)..(9)
<223> AMIDATION

X-15871M.ST25.txt

<400> 82

Tyr Arg Cys Glu His Phe Arg Trp Cys
1 5<210> 83
<211> 9
<212> PRT
<213> Artificial<220>
<223> Synthetic construct<220>
<221> MOD_RES
<222> (1)..(1)
<223> ACETYLATION<220>
<221> DISULFID
<222> (3)..(9)<220>
<221> MOD_RES
<222> (6)..(6)
<223> 4-fluoro substituted, D form<220>
<221> MOD_RES
<222> (9)..(9)
<223> AMIDATION

<400> 83

Tyr Arg Cys Glu His Phe Arg Trp Cys
1 5<210> 84
<211> 9
<212> PRT
<213> Artificial<220>
<223> Synthetic construct<220>
<221> MOD_RES
<222> (1)..(1)
<223> ACETYLATION<220>
<221> DISULFID
<222> (3)..(9)<220>
<221> MOD_RES
<222> (5)..(5)
<223> 1-methyl substituted

X-15871M.ST25.txt

<220>
<221> MOD_RES
<222> (6)..(6)
<223> 4-fluoro substituted, D form

<220>
<221> MOD_RES
<222> (9)..(9)
<223> AMIDATION

<400> 84

Tyr Arg Cys Glu His Phe Arg Trp Cys
1 5

<210> 85
<211> 9
<212> PRT
<213> Artificial

<220>
<223> synthetic construct

<220>
<221> MOD_RES
<222> (1)..(1)
<223> ACETYLATION

<220>
<221> DISULFID
<222> (3)..(9)

<220>
<221> MOD_RES
<222> (5)..(5)
<223> 1-methyl substituted, D form

<220>
<221> MOD_RES
<222> (6)..(6)
<223> 4-fluoro substituted, D form

<220>
<221> MOD_RES
<222> (9)..(9)
<223> AMIDATION

<400> 85

Tyr Arg Cys Glu His Phe Arg Trp Cys
1 5

<210> 86
<211> 9
<212> PRT
<213> Artificial

<220>
<223> synthetic construct

X-15871M.ST25.txt

<220>
 <221> MOD_RES
 <222> (1)..(1)
 <223> ACETYLTATION

 <220>
 <221> DISULFID
 <222> (3)..(9)

 <220>
 <221> MOD_RES
 <222> (6)..(6)
 <223> 4-chloro substituted, D form

 <220>
 <221> MOD_RES
 <222> (9)..(9)
 <223> AMIDATION

 <400> 86

Tyr Arg Cys Glu His Phe Arg Trp Cys
 1 5

<210> 87
 <211> 8
 <212> PRT
 <213> Artificial

 <220>
 <223> synthetic construct

<220>
 <221> MOD_RES
 <222> (1)..(1)
 <223> ACETYLTATION

 <220>
 <221> DISULFID
 <222> (2)..(8)

 <220>
 <221> MOD_RES
 <222> (4)..(4)
 <223> 1-methyl substituted

 <220>
 <221> MOD_RES
 <222> (5)..(5)
 <223> 4-chloro substituted, D form

 <220>
 <221> MOD_RES
 <222> (8)..(8)
 <223> AMIDATION

 <400> 87

Arg Cys Glu His Phe Arg Trp Cys
 1 5

X-15871M.ST25.txt

<210> 88
 <211> 9
 <212> PRT
 <213> Artificial

 <220>
 <223> Synthetic construct

 <220>
 <221> MOD_RES
 <222> (1)..(1)
 <223> ACETYLATION

 <220>
 <221> DISULFID
 <222> (3)..(9)

 <220>
 <221> MOD_RES
 <222> (5)..(5)
 <223> 1-methyl substituted, D form

 <220>
 <221> MOD_RES
 <222> (6)..(6)
 <223> 4-chloro substituted, D form

 <220>
 <221> MOD_RES
 <222> (9)..(9)
 <223> AMIDATION

 <400> 88
 Tyr Arg Cys Glu His Phe Arg Trp Cys
 1 5

<210> 89
 <211> 9
 <212> PRT
 <213> Artificial

 <220>
 <223> Synthetic construct

 <220>
 <221> MOD_RES
 <222> (1)..(1)
 <223> ACETYLATION

 <220>
 <221> DISULFID
 <222> (3)..(9)

 <220>
 <221> MOD_RES
 <222> (6)..(6)
 <223> 4-bromo substituted, D form

X-15871M.ST25.txt

<220>
 <221> MOD_RES
 <222> (9) ..(9)
 <223> AMIDATION

<400> 89

Tyr Arg Cys Glu His Phe Arg Trp Cys
 1 5

<210> 90
 <211> 9
 <212> PRT
 <213> Artificial

<220>
 <223> synthetic construct

<220>
 <221> MOD_RES
 <222> (1) ..(1)
 <223> ACETYLATION

<220>
 <221> DISULFID
 <222> (3) ..(9)

<220>
 <221> MOD_RES
 <222> (5) ..(5)
 <223> 1-methyl substituted

<220>
 <221> MOD_RES
 <222> (6) ..(6)
 <223> 4-bromo substituted, D form

<220>
 <221> MOD_RES
 <222> (9) ..(9)
 <223> AMIDATION

<400> 90

Tyr Arg Cys Glu His Phe Arg Trp Cys
 1 5

<210> 91
 <211> 9
 <212> PRT
 <213> Artificial

<220>
 <223> synthetic construct

<220>
 <221> MOD_RES
 <222> (1) ..(1)

X-15871M.ST25.txt

<223> ACETYLATION

<220>

<221> DISULFID

<222> (3)..(9)

<220>

<221> MOD_RES

<222> (5)..(5)

<223> 1-methyl substituted, D form

<220>

<221> MOD_RES

<222> (6)..(6)

<223> 4-bromo substituted, D form

<220>

<221> MOD_RES

<222> (9)..(9)

<223> AMIDATION

<400> 91

Tyr Arg Cys Glu His Phe Arg Trp Cys
1 5

<210> 92

<211> 9

<212> PRT

<213> Artificial

<220>

<223> Synthetic construct

<220>

<221> MOD_RES

<222> (1)..(1)

<223> ACETYLATION

<220>

<221> DISULFID

<222> (3)..(9)

<220>

<221> MOD_RES

<222> (6)..(6)

<223> 4-methyl substituted, D form

<220>

<221> MOD_RES

<222> (9)..(9)

<223> AMIDATION

<400> 92

Tyr Arg Cys Glu His Phe Arg Trp Cys
1 5

<210> 93

<211> 9

X-15871M.ST25.txt

Tyr Arg Cys Glu His Phe Arg Trp Cys
1 5

<210> 95
 <211> 9
 <212> PRT
 <213> Artificial

<220>
 <223> Synthetic construct

<220>
 <221> MOD_RES
 <222> (1)..(1)
 <223> ACETYLATION

<220>
 <221> DISULFID
 <222> (3)..(9)

<220>
 <221> MOD_RES
 <222> (5)..(5)
 <223> 1-methyl substituted, D form

<220>
 <221> MOD_RES
 <222> (6)..(6)
 <223> 4-methoxy substituted, D form

<220>
 <221> MOD_RES
 <222> (9)..(9)
 <223> AMIDATION

<400> 95

Tyr Arg Cys Glu His Phe Arg Trp Cys
1 5

<210> 96
 <211> 9
 <212> PRT
 <213> Artificial

<220>
 <223> Synthetic construct

<220>
 <221> MOD_RES
 <222> (1)..(1)
 <223> ACETYLATION

<220>
 <221> DISULFID
 <222> (3)..(9)

<220>
 <221> MOD_RES

X-15871M.ST25.txt

<222> (5)..(5)
 <223> 3-methyl substituted

<220>
 <221> MOD_RES
 <222> (6)..(6)
 <223> D form

<220>
 <221> MOD_RES
 <222> (9)..(9)
 <223> AMIDATION

<400> 96

Tyr Arg Cys Glu His Phe Arg Trp Cys
 1 5

<210> 97
 <211> 9
 <212> PRT
 <213> Artificial

<220>
 <223> synthetic construct

<220>
 <221> MOD_RES
 <222> (1)..(1)
 <223> ACETYLATION

<220>
 <221> DISULFID
 <222> (3)..(9)

<220>
 <221> MOD_RES
 <222> (5)..(5)
 <223> 5-methyl substituted

<220>
 <221> MOD_RES
 <222> (6)..(6)
 <223> D form

<220>
 <221> MOD_RES
 <222> (9)..(9)
 <223> AMIDATION

<400> 97

Tyr Arg Cys Glu His Phe Arg Trp Cys
 1 5

<210> 98
 <211> 9
 <212> PRT
 <213> Artificial

X-15871M.ST25.txt

<220>
<223> Synthetic construct

<220>
<221> MOD_RES
<222> (1)..(1)
<223> ACETYLATION

<220>
<221> DISULFID
<222> (3)..(9)

<220>
<221> MOD_RES
<222> (5)..(5)
<223> 5-methyl substituted, D form

<220>
<221> MOD_RES
<222> (6)..(6)
<223> D form

<220>
<221> MOD_RES
<222> (9)..(9)
<223> AMIDATION

<400> 98

Tyr Arg Cys Glu His Phe Arg Trp Cys
1 5

<210> 99
<211> 9
<212> PRT
<213> Artificial

<220>
<223> synthetic construct

<220>
<221> MOD_RES
<222> (1)..(1)
<223> ACETYLATION

<220>
<221> DISULFID
<222> (3)..(9)

<220>
<221> MOD_RES
<222> (5)..(5)
<223> 1-benzyl substituted

<220>
<221> MOD_RES
<222> (6)..(6)
<223> D form

<220>

X-15871M.ST25.txt

<221> MOD_RES
<222> (9)..(9)
<223> AMIDATION

<400> 99

Tyr Arg Cys Glu His Phe Arg Trp Cys
1 5

<210> 100
<211> 9
<212> PRT
<213> Artificial

<220>
<223> synthetic construct

<220>
<221> MOD_RES
<222> (1)..(1)
<223> ACETYLATION

<220>
<221> DISULFID
<222> (3)..(9)

<220>
<221> MOD_RES
<222> (5)..(5)
<223> 1-benzyl substituted, D form

<220>
<221> MOD_RES
<222> (6)..(6)
<223> D form

<220>
<221> MOD_RES
<222> (9)..(9)
<223> AMIDATION

<400> 100

Tyr Arg Cys Glu His Phe Arg Trp Cys
1 5

<210> 101
<211> 9
<212> PRT
<213> Artificial

<220>
<223> synthetic construct

<220>
<221> MOD_RES
<222> (1)..(1)
<223> ACETYLATION

X-15871M.ST25.txt

<220>
 <221> DISULFID
 <222> (3)..(9)

 <220>
 <221> MOD_RES
 <222> (5)..(5)
 <223> 1-benzylloxymethyl substituted

 <220>
 <221> MOD_RES
 <222> (6)..(6)
 <223> D form

 <220>
 <221> MOD_RES
 <222> (9)..(9)
 <223> AMIDATION

 <400> 101
 Tyr Arg Cys Glu His Phe Arg Trp Cys
 1 5

<210> 102
 <211> 9
 <212> PRT
 <213> Artificial

 <220>
 <223> synthetic construct

<220>
 <221> MOD_RES
 <222> (1)..(1)
 <223> ACETYLATION

<220>
 <221> DISULFID
 <222> (3)..(9)

<220>
 <221> MOD_RES
 <222> (5)..(5)
 <223> 1-pyrazolyl substituted

<220>
 <221> MOD_RES
 <222> (6)..(6)
 <223> D form

<220>
 <221> MOD_RES
 <222> (9)..(9)
 <223> AMIDATION

<400> 102
 Tyr Arg Cys Glu Ala Phe Arg Trp Cys
 1 5

X-15871M.ST25.txt

<210> 103
<211> 9
<212> PRT
<213> Artificial

<220>
<223> Synthetic construct

<220>
<221> MOD_RES
<222> (1)..(1)
<223> ACETYLATION

<220>
<221> DISULFID
<222> (3)..(9)

<220>
<221> MOD_RES
<222> (5)..(5)
<223> 4-phenyl-1H-imidazol-2-yl substituted

<220>
<221> MOD_RES
<222> (6)..(6)
<223> D form

<220>
<221> MOD_RES
<222> (9)..(9)
<223> AMIDATION

<400> 103

Tyr Arg Cys Glu Ala Phe Arg Trp Cys
1 5

<210> 104
<211> 9
<212> PRT
<213> Artificial

<220>
<223> Synthetic construct

<220>
<221> MOD_RES
<222> (1)..(1)
<223> ACETYLATION

<220>
<221> DISULFID
<222> (3)..(9)

<220>
<221> MOD_RES
<222> (5)..(5)
<223> 4-phenyl-1H-imidazol-2-yl substituted, D form

X-15871M.ST25.txt

<220>
 <221> MOD_RES
 <222> (6)..(6)
 <223> D form

<220>
 <221> MOD_RES
 <222> (9)..(9)
 <223> AMIDATION

<400> 104

Tyr Arg Cys Glu Ala Phe Arg Trp Cys
 1 5

<210> 105
 <211> 9
 <212> PRT
 <213> Artificial

<220>
 <223> synthetic construct

<220>
 <221> MOD_RES
 <222> (1)..(1)
 <223> ACETYLATION

<220>
 <221> DISULFID
 <222> (3)..(9)

<220>
 <221> MOD_RES
 <222> (5)..(5)
 <223> 2-pyrazine substituted

<220>
 <221> MOD_RES
 <222> (6)..(6)
 <223> D form

<220>
 <221> MOD_RES
 <222> (9)..(9)
 <223> AMIDATION

<400> 105

Tyr Arg Cys Glu Ala Phe Arg Trp Cys
 1 5

<210> 106
 <211> 9
 <212> PRT
 <213> Artificial

<220>
 <223> synthetic construct

X-15871M.ST25.txt

<220>
<221> MOD_RES
<222> (1)..(1)
<223> ACETYLATION

<220>
<221> DISULFID
<222> (3)..(9)

<220>
<221> MOD_RES
<222> (5)..(5)
<223> beta-(1,2,4-triazol-3-yl) substituted

<220>
<221> MOD_RES
<222> (6)..(6)
<223> D form

<220>
<221> MOD_RES
<222> (9)..(9)
<223> AMIDATION

<400> 106

Tyr Arg Cys Glu Ala Phe Arg Trp Cys
1 5

<210> 107
<211> 9
<212> PRT
<213> Artificial

<220>
<223> synthetic construct

<220>
<221> MOD_RES
<222> (1)..(1)
<223> ACETYLATION

<220>
<221> DISULFID
<222> (3)..(9)

<220>
<221> MOD_RES
<222> (5)..(5)
<223> beta-(1,2,4-triazol-3-yl) substituted, D form

<220>
<221> MOD_RES
<222> (6)..(6)
<223> D form

<220>
<221> MOD_RES
<222> (9)..(9)
<223> AMIDATION

X-15871M.ST25.txt

<400> 107

Tyr Arg Cys Glu Ala Phe Arg Trp Cys
1 5<210> 108
<211> 9
<212> PRT
<213> Artificial<220>
<223> synthetic construct<220>
<221> MOD_RES
<222> (1)..(1)
<223> ACETYLATION<220>
<221> DISULFID
<222> (3)..(9)<220>
<221> MOD_RES
<222> (5)..(5)
<223> beta-((1-benzyl)-1,2,4-triazol-3-yl) substituted<220>
<221> MOD_RES
<222> (6)..(6)
<223> D form<220>
<221> MOD_RES
<222> (9)..(9)
<223> AMIDATION

<400> 108

Tyr Arg Cys Glu Ala Phe Arg Trp Cys
1 5<210> 109
<211> 9
<212> PRT
<213> Artificial<220>
<223> synthetic construct<220>
<221> MOD_RES
<222> (1)..(1)
<223> ACETYLATION<220>
<221> DISULFID
<222> (3)..(9)

X-15871M.ST25.txt

<220>
<221> MOD_RES
<222> (5)..(5)
<223> beta-((1-benzy1)-1,2,4-triazol-3-yl) substituted, D form

<220>
<221> MOD_RES
<222> (6)..(6)
<223> D form

<220>
<221> MOD_RES
<222> (9)..(9)
<223> AMIDATION

<400> 109

Tyr Arg Cys Glu Ala Phe Arg Trp Cys
1 5

<210> 110
<211> 9
<212> PRT
<213> Artificial

<220>
<223> Synthetic construct

<220>
<221> MOD_RES
<222> (1)..(1)
<223> ACETYLATION

<220>
<221> DISULFID
<222> (3)..(9)

<220>
<221> MOD_RES
<222> (5)..(5)
<223> beta-(2-furyl) substituted

<220>
<221> MOD_RES
<222> (6)..(6)
<223> D form

<220>
<221> MOD_RES
<222> (9)..(9)
<223> AMIDATION

<400> 110

Tyr Arg Cys Glu Ala Phe Arg Trp Cys
1 5

<210> 111
<211> 9

X-15871M.ST25.txt

<212> PRT
 <213> Artificial

 <220>
 <223> Synthetic construct

 <220>
 <221> MOD_RES
 <222> (1)..(1)
 <223> ACETYLATION

 <220>
 <221> DISULFID
 <222> (3)..(9)

 <220>
 <221> MOD_RES
 <222> (5)..(5)
 <223> beta-(thien-2-yl) substituted

 <220>
 <221> MOD_RES
 <222> (6)..(6)
 <223> D form

 <220>
 <221> MOD_RES
 <222> (9)..(9)
 <223> AMIDATION

 <400> 111
 Tyr Arg Cys Glu Ala Phe Arg Trp Cys
 1 5

 <210> 112
 <211> 9
 <212> PRT
 <213> Artificial

 <220>
 <223> synthetic construct

 <220>
 <221> MOD_RES
 <222> (1)..(1)
 <223> ACETYLATION

 <220>
 <221> DISULFID
 <222> (3)..(9)

 <220>
 <221> MOD_RES
 <222> (5)..(5)
 <223> beta-(1,3-thiazol-4-yl) substituted

 <220>
 <221> MOD_RES
 <222> (6)..(6)

X-15871M.ST25.txt

<223> D form

<220>

<221> MOD_RES

<222> (9)..(9)

<223> AMIDATION

<400> 112

Tyr Arg Cys Glu Ala Phe Arg Trp Cys
1 5

<210> 113

<211> 9

<212> PRT

<213> Artificial

<220>

<223> synthetic construct

<220>

<221> MOD_RES

<222> (1)..(1)

<223> ACETYLATION

<220>

<221> DISULFID

<222> (3)..(9)

<220>

<221> MOD_RES

<222> (5)..(5)

<223> beta-(pyridin-4-yl) substituted

<220>

<221> MOD_RES

<222> (6)..(6)

<223> D form

<220>

<221> MOD_RES

<222> (9)..(9)

<223> AMIDATION

<400> 113

Tyr Arg Cys Glu Ala Phe Arg Trp Cys
1 5

<210> 114

<211> 9

<212> PRT

<213> Artificial

<220>

<223> synthetic construct

<220>

<221> MOD_RES

X-15871M.ST25.txt

<222> (1)..(1)
 <223> ACETYLATION

 <220>
 <221> DISULFID
 <222> (3)..(9)

 <220>
 <221> MOD_RES
 <222> (6)..(6)
 <223> D form

 <220>
 <221> MOD_RES
 <222> (9)..(9)
 <223> glycinol substituted

 <400> 114
 Tyr Arg Cys Glu His Phe Arg Trp Cys
 1 5

<210> 115
 <211> 9
 <212> PRT
 <213> Artificial

 <220>
 <223> synthetic construct

<220>
 <221> MOD_RES
 <222> (1)..(1)
 <223> ACETYLATION

<220>
 <221> DISULFID
 <222> (3)..(9)

<220>
 <221> MOD_RES
 <222> (6)..(6)
 <223> D form

<220>
 <221> MOD_RES
 <222> (9)..(9)
 <223> 2-(2-aminoethoxy)ethanol substituted

<400> 115
 Tyr Arg Cys Glu His Phe Arg Trp Cys
 1 5

<210> 116
 <211> 10
 <212> PRT
 <213> Artificial

<220>

X-15871M.ST25.txt

<223> synthetic construct

<220>

<221> MOD_RES

<222> (1)..(1)

<223> ACETYLATION

<220>

<221> DISULFID

<222> (3)..(9)

<220>

<221> MOD_RES

<222> (6)..(6)

<223> D form

<220>

<221> MOD_RES

<222> (10)..(10)

<223> reduced from amino acid to amino alcohol

<400> 116

Tyr	Arg	Cys	Glu	His	Phe	Arg	Trp	Cys	Xaa
1				5					10

<210> 117

<211> 9

<212> PRT

<213> Artificial

<220>

<223> synthetic construct

<220>

<221> MOD_RES

<222> (1)..(1)

<223> ACETYLATION

<220>

<221> DISULFID

<222> (3)..(9)

<220>

<221> MOD_RES

<222> (6)..(6)

<223> D form

<220>

<221> MOD_RES

<222> (9)..(9)

<223> NH-(CH₂)₆-NH₂ substituted

<400> 117

Tyr	Arg	Cys	Glu	His	Phe	Arg	Trp	Cys
1				5				

<210> 118

X-15871M.ST25.txt

<211> 10
 <212> PRT
 <213> Artificial
 <220>
 <223> Synthetic construct

<220>
 <221> MOD_RES
 <222> (1)..(1)
 <223> ACETYLATION

<220>
 <221> DISULFID
 <222> (3)..(9)

<220>
 <221> MOD_RES
 <222> (6)..(6)
 <223> D form

<220>
 <221> MOD_RES
 <222> (10)..(10)
 <223> AMIDATION

<400> 118

Tyr Arg Cys Glu His Phe Arg Trp Cys Glu
 1 5 10

<210> 119
 <211> 11
 <212> PRT
 <213> Artificial

<220>
 <223> Synthetic construct

<220>
 <221> MOD_RES
 <222> (1)..(1)
 <223> ACETYLATION

<220>
 <221> DISULFID
 <222> (3)..(9)

<220>
 <221> MOD_RES
 <222> (6)..(6)
 <223> D form

<220>
 <221> MOD_RES
 <222> (11)..(11)
 <223> AMIDATION

<400> 119

X-15871M.ST25.txt

<222> (11)..(11)
 <223> AMIDATION

<400> 121

Tyr Arg Cys Glu His Phe Arg Trp Cys Lys Pro
 1 5 10

<210> 122
 <211> 11
 <212> PRT
 <213> Artificial

<220>
 <223> Synthetic construct

<220>
 <221> MOD_RES
 <222> (1)..(1)
 <223> ACETYLATION

<220>
 <221> DISULFID
 <222> (3)..(9)

<220>
 <221> MOD_RES
 <222> (6)..(6)
 <223> D form

<220>
 <221> MOD_RES
 <222> (11)..(11)
 <223> reduced from amino acid to amino alcohol

<400> 122

Tyr Arg Cys Glu His Phe Arg Trp Cys Lys Xaa
 1 5 10

<210> 123
 <211> 11
 <212> PRT
 <213> Artificial

<220>
 <223> Synthetic construct

<220>
 <221> MOD_RES
 <222> (1)..(1)
 <223> ACETYLATION

<220>
 <221> DISULFID
 <222> (3)..(9)

<220>
 <221> MOD_RES

X-15871M.ST25 .txt

<222> (6)..(6)
 <223> D form

<220>
 <221> MOD_RES
 <222> (11)..(11)
 <223> AMIDATION

<400> 123

Tyr Arg Cys Glu His Phe Arg Trp Cys Arg Phe
 1 5 10

<210> 124
 <211> 9
 <212> PRT
 <213> Artificial

<220>
 <223> synthetic construct

<220>
 <221> MOD_RES
 <222> (1)..(1)
 <223> ACETYLATION

<220>
 <221> MISC_FEATURE
 <222> (2)..(2)
 <223> Xaa = citrulline

<220>
 <221> DISULFID
 <222> (3)..(9)

<220>
 <221> MOD_RES
 <222> (6)..(6)
 <223> D form

<220>
 <221> MOD_RES
 <222> (9)..(9)
 <223> AMIDATION

<400> 124

Tyr Xaa Cys Glu His Phe Arg Trp Cys
 1 5

<210> 125
 <211> 9
 <212> PRT
 <213> Artificial

<220>
 <223> synthetic construct

<220>

X-15871M.ST25.txt

<221> MOD_RES
<222> (1)..(1)
<223> ACETYLATION

<220>
<221> MISC_FEATURE
<222> (2)..(2)
<223> Xaa = citrulline

<220>
<221> DISULFID
<222> (3)..(9)

<220>
<221> MOD_RES
<222> (5)..(5)
<223> 1-methyl substituted

<220>
<221> MOD_RES
<222> (6)..(6)
<223> D form

<220>
<221> MOD_RES
<222> (9)..(9)
<223> AMIDATION

<400> 125
Tyr Xaa Cys Glu His Phe Arg Trp Cys
1 5

<210> 126
<211> 9
<212> PRT
<213> Artificial

<220>
<223> Synthetic construct

<220>
<221> MOD_RES
<222> (1)..(1)
<223> ACETYLATION

<220>
<221> MISC_FEATURE
<222> (2)..(2)
<223> Xaa = homoarginine

<220>
<221> DISULFID
<222> (3)..(9)

<220>
<221> MOD_RES
<222> (6)..(6)
<223> D form

<220>

X-15871M.ST25.txt

<221> MOD_RES
<222> (9)..(9)
<223> AMIDATION

<400> 126

Tyr Xaa Cys Glu His Phe Arg Trp Cys
1 5

<210> 127
<211> 9
<212> PRT
<213> Artificial

<220>
<223> Synthetic construct

<220>
<221> MOD_RES
<222> (1)..(1)
<223> ACETYLATION

<220>
<221> MISC_FEATURE
<222> (2)..(2)
<223> Xaa = 1-beta-homoarginine

<220>
<221> DISULFID
<222> (3)..(9)

<220>
<221> MOD_RES
<222> (6)..(6)
<223> D form

<220>
<221> MOD_RES
<222> (9)..(9)
<223> AMIDATION

<400> 127

Tyr Xaa Cys Glu His Phe Arg Trp Cys
1 5

<210> 128
<211> 9
<212> PRT
<213> Artificial

<220>
<223> Synthetic construct

<220>
<221> MOD_RES
<222> (1)..(1)
<223> ACETYLATION

X-15871M.ST25.txt

<220>
<221> DISULFID
<222> (3)..(9)

<220>
<221> MOD_RES
<222> (6)..(6)
<223> D form

<220>
<221> MOD_RES
<222> (9)..(9)
<223> AMIDATION

<400> 128

Tyr Lys Cys Glu His Phe Arg Trp Cys
1 5

<210> 129
<211> 9
<212> PRT
<213> Artificial

<220>
<223> Synthetic construct

<220>
<221> MOD_RES
<222> (1)..(1)
<223> ACETYLATION

<220>
<221> DISULFID
<222> (3)..(9)

<220>
<221> MOD_RES
<222> (6)..(6)
<223> D form

<220>
<221> MOD_RES
<222> (9)..(9)
<223> AMIDATION

<400> 129

Tyr Ser Cys Glu His Phe Arg Trp Cys
1 5

<210> 130
<211> 9
<212> PRT
<213> Artificial

<220>
<223> Synthetic construct

X-15871M.ST25.txt

<220>
 <221> MOD_RES
 <222> (1)..(1)
 <223> ACETYLATION

<220>
 <221> DISULFID
 <222> (3)..(9)

<220>
 <221> MOD_RES
 <222> (6)..(6)
 <223> D form

<220>
 <221> MOD_RES
 <222> (9)..(9)
 <223> AMIDATION

<400> 130

Tyr Val Cys Glu His Phe Arg Trp Cys
 1 5

<210> 131
 <211> 9
 <212> PRT
 <213> Artificial

<220>
 <223> synthetic construct

<220>
 <221> MOD_RES
 <222> (1)..(1)
 <223> N-succinyl substituted

<220>
 <221> DISULFID
 <222> (3)..(9)

<220>
 <221> MOD_RES
 <222> (6)..(6)
 <223> D form

<400> 131

Tyr Arg Cys Glu His Phe Arg Trp Cys
 1 5

<210> 132
 <211> 6
 <212> PRT
 <213> Artificial

<220>
 <223> synthetic construct

X-15871M.ST25.txt

<220>
<221> DISULFID
<222> (1)..(6)

<220>
<221> MISC_FEATURE
<222> (1)..(1)
<223> Xaa = homocysteine

<220>
<221> MOD_RES
<222> (3)..(3)
<223> D form

<220>
<221> MOD_RES
<222> (6)..(6)
<223> AMIDATION

<400> 132

Xaa His Phe Arg Trp Cys
1 5

<210> 133
<211> 6
<212> PRT
<213> Artificial

<220>
<223> Synthetic construct

<220>
<221> DISULFID
<222> (1)..(6)

<220>
<221> MISC_FEATURE
<222> (1)..(1)
<223> Xaa = homocysteine

<220>
<221> MOD_RES
<222> (3)..(3)
<223> D form

<400> 133

Xaa His Phe Arg Trp Cys
1 5

<210> 134
<211> 6
<212> PRT
<213> Artificial

<220>
<223> Synthetic construct

X-15871M.ST25.txt

<220>

<221> DISULFID

<222> (1)..(6)

<220>

<221> MISC_FEATURE

<222> (1)..(1)

<223> Xaa = homocysteine

<220>

<221> MOD_RES

<222> (3)..(3)

<223> 4-fluoro substituted, D form

<220>

<221> MOD_RES

<222> (6)..(6)

<223> AMIDATION

<400> 134

Xaa His Phe Arg Trp Cys

1

5

<210> 135

<211> 6

<212> PRT

<213> Artificial

<220>

<223> synthetic construct

<220>

<221> DISULFID

<222> (1)..(6)

<220>

<221> MISC_FEATURE

<222> (1)..(1)

<223> Xaa = homocysteine

<220>

<221> MOD_RES

<222> (3)..(3)

<223> 4-chloro substituted, D form

<220>

<221> MOD_RES

<222> (6)..(6)

<223> AMIDATION

<400> 135

Xaa His Phe Arg Trp Cys

1

5

<210> 136

<211> 6

<212> PRT

<213> Artificial

X-15871M.ST25.txt

<220>
<223> synthetic construct

<220>
<221> MOD_RES
<222> (1)..(1)
<223> ACETYLATION

<220>
<221> DISULFID
<222> (1)..(6)

<220>
<221> MISC_FEATURE
<222> (1)..(1)
<223> Xaa = homocysteine

<220>
<221> MOD_RES
<222> (6)..(6)
<223> AMIDATION

<400> 136

Xaa His Phe Arg Trp Cys
1 5

<210> 137
<211> 6
<212> PRT
<213> Artificial

<220>
<223> synthetic construct

<220>
<221> MOD_RES
<222> (1)..(1)
<223> ACETYLATION

<220>
<221> DISULFID
<222> (1)..(6)

<220>
<221> MISC_FEATURE
<222> (1)..(1)
<223> Xaa = homocysteine

<220>
<221> MOD_RES
<222> (3)..(3)
<223> D form

<220>
<221> MOD_RES
<222> (6)..(6)
<223> AMIDATION

X-15871M.ST25.txt

<400> 137

Xaa His Phe Arg Trp Cys
1 5

<210> 138

<211> 6

<212> PRT

<213> Artificial

<220>

<223> synthetic construct

<220>

<221> MOD_RES

<222> (1)..(1)

<223> ACETYLATION

<220>

<221> DISULFID

<222> (1)..(6)

<220>

<221> MISC_FEATURE

<222> (1)..(1)

<223> Xaa = homocysteine

<220>

<221> MOD_RES

<222> (3)..(3)

<223> D form

<400> 138

Xaa His Phe Arg Trp Cys
1 5

<210> 139

<211> 6

<212> PRT

<213> Artificial

<220>

<223> synthetic construct

<220>

<221> MOD_RES

<222> (1)..(1)

<223> ACETYLATION

<220>

<221> DISULFID

<222> (1)..(6)

<220>

<221> MISC_FEATURE

<222> (1)..(1)

<223> Xaa = homocysteine

X-15871M.ST25.txt

<220>
<221> MOD_RES
<222> (3)..(3)
<223> 4-fluoro substituted, D form

<220>
<221> MOD_RES
<222> (6)..(6)
<223> AMIDATION

<400> 139

Xaa His Phe Arg Trp Cys
1 5

<210> 140
<211> 6
<212> PRT
<213> Artificial

<220>
<223> synthetic construct

<220>
<221> MOD_RES
<222> (1)..(1)
<223> ACETYLATION

<220>
<221> DISULFID
<222> (1)..(6)

<220>
<221> MISC_FEATURE
<222> (1)..(1)
<223> Xaa = homocysteine

<220>
<221> MOD_RES
<222> (3)..(3)
<223> 4-chloro substituted, D form

<220>
<221> MOD_RES
<222> (6)..(6)
<223> AMIDATION

<400> 140

Xaa His Phe Arg Trp Cys
1 5

<210> 141
<211> 6
<212> PRT
<213> Artificial

<220>
<223> synthetic construct

X-15871M.ST25.txt

<220>
<221> MOD_RES
<222> (1)..(1)
<223> N-cyclopropanecarbonyl substituted

<220>
<221> DISULFID
<222> (1)..(6)

<220>
<221> MISC_FEATURE
<222> (1)..(1)
<223> Xaa = homocysteine

<220>
<221> MOD_RES
<222> (3)..(3)
<223> D form

<220>
<221> MOD_RES
<222> (6)..(6)
<223> AMIDATION

<400> 141

Xaa His Phe Arg Trp Cys
1 5

<210> 142
<211> 6
<212> PRT
<213> Artificial

<220>
<223> synthetic construct

<220>
<221> MOD_RES
<222> (1)..(1)
<223> N-cyclobutanecarbonyl substituted

<220>
<221> DISULFID
<222> (1)..(6)

<220>
<221> MISC_FEATURE
<222> (1)..(1)
<223> Xaa = homocysteine

<220>
<221> MOD_RES
<222> (3)..(3)
<223> D form

<220>
<221> MOD_RES
<222> (6)..(6)
<223> AMIDATION

X-15871M.ST25.txt

<400> 142

Xaa His Phe Arg Trp Cys
1 5<210> 143
<211> 6
<212> PRT
<213> Artificial<220>
<223> synthetic construct<220>
<221> MOD_RES
<222> (1)..(1)
<223> N-cyclopentanecarbonyl substituted<220>
<221> DISULFID
<222> (1)..(6)<220>
<221> MISC_FEATURE
<222> (1)..(1)
<223> Xaa = homocysteine<220>
<221> MOD_RES
<222> (3)..(3)
<223> D form<220>
<221> MOD_RES
<222> (6)..(6)
<223> AMIDATION

<400> 143

Xaa His Phe Arg Trp Cys
1 5<210> 144
<211> 6
<212> PRT
<213> Artificial<220>
<223> synthetic construct<220>
<221> MOD_RES
<222> (1)..(1)
<223> N-cyclohexanecarbonyl substituted<220>
<221> DISULFID
<222> (1)..(6)

X-15871M.ST25.txt

<220>
<221> MISC_FEATURE
<222> (1) . . (1)
<223> Xaa = homocysteine

<220>
<221> MOD_RES
<222> (3) . . (3)
<223> D form

<220>
<221> MOD_RES
<222> (6) . . (6)
<223> AMIDATION

<400> 144

Xaa His Phe Arg Trp Cys
1 5

<210> 145
<211> 6
<212> PRT
<213> Artificial

<220>
<223> synthetic construct

<220>
<221> MOD_RES
<222> (1) . . (1)
<223> N-hexanoyl substituted

<220>
<221> DISULFID
<222> (1) . . (6)

<220>
<221> MISC_FEATURE
<222> (1) . . (1)
<223> Xaa = homocysteine

<220>
<221> MOD_RES
<222> (3) . . (3)
<223> D form

<220>
<221> MOD_RES
<222> (6) . . (6)
<223> AMIDATION

<400> 145

Xaa His Phe Arg Trp Cys
1 5

<210> 146
<211> 6

X-15871M.ST25.txt

<212> PRT
 <213> Artificial

 <220>
 <223> Synthetic construct

 <220>
 <221> MOD_RES
 <222> (1)..(1)
 <223> N-benzoyl substituted

 <220>
 <221> DISULFID
 <222> (1)..(6)

 <220>
 <221> MISC_FEATURE
 <222> (1)..(1)
 <223> Xaa = homocysteine

 <220>
 <221> MOD_RES
 <222> (3)..(3)
 <223> D form

 <220>
 <221> MOD_RES
 <222> (6)..(6)
 <223> AMIDATION

 <400> 146
 Xaa Hi s Phe Arg Trp Cys
 1 5

 <210> 147
 <211> 6
 <212> PRT
 <213> Artificial

 <220>
 <223> Synthetic construct

 <220>
 <221> MOD_RES
 <222> (1)..(1)
 <223> 4-phenylbutyrylsubstituted

 <220>
 <221> DISULFID
 <222> (1)..(6)

 <220>
 <221> MISC_FEATURE
 <222> (1)..(1)
 <223> Xaa = homocysteine

 <220>
 <221> MOD_RES
 <222> (3)..(3)

X-15871M.ST25.txt

<223> D form

<220>

<221> MOD_RES

<222> (6)..(6)

<223> AMIDATION

<400> 147

Xaa His Phe Arg Trp Cys
1 5

<210> 148

<211> 6

<212> PRT

<213> Artificial

<220>

<223> synthetic construct

<220>

<221> MOD_RES

<222> (1)..(1)

<223> 3-guanidinopropionyl substituted.

<220>

<221> DISULFID

<222> (1)..(6)

<220>

<221> MISC_FEATURE

<222> (1)..(1)

<223> Xaa = homocysteine

<220>

<221> MOD_RES

<222> (3)..(3)

<223> D form

<220>

<221> MOD_RES

<222> (6)..(6)

<223> AMIDATION

<400> 148

Xaa His Phe Arg Trp Cys
1 5

<210> 149

<211> 6

<212> PRT

<213> Artificial

<220>

<223> synthetic construct

<220>

<221> MOD_RES

X-15871M.ST25.txt

<222> (1)..(1)
<223> 5-guanidinovaleryl substituted

<220>
<221> DISULFID
<222> (1)..(6)

<220>
<221> MISC_FEATURE
<222> (1)..(1)
<223> Xaa = homocysteine

<220>
<221> MOD_RES
<222> (3)..(3)
<223> D form

<220>
<221> MOD_RES
<222> (6)..(6)
<223> AMIDATION

<400> 149

Xaa His Phe Arg Trp Cys
1 5

<210> 150
<211> 6
<212> PRT
<213> Artificial

<220>
<223> Synthetic construct

<220>
<221> MOD_RES
<222> (1)..(1)
<223> N-phenylsulfonyl substituted

<220>
<221> DISULFID
<222> (1)..(6)

<220>
<221> MISC_FEATURE
<222> (1)..(1)
<223> Xaa = homocysteine

<220>
<221> MOD_RES
<222> (3)..(3)
<223> D form

<220>
<221> MOD_RES
<222> (6)..(6)
<223> AMIDATION

<400> 150

X-15871M.ST25.txt

Xaa His Phe Arg Trp Cys
1 5

<210> 151
<211> 6
<212> PRT
<213> Artificial

<220>
<223> synthetic construct

<220>
<221> MOD_RES
<222> (1)..(1)
<223> N-(2-naphthalenesulfonyl) substituted

<220>
<221> DISULFID
<222> (1)..(6)

<220>
<221> MISC_FEATURE
<222> (1)..(1)
<223> Xaa = homocysteine

<220>
<221> MOD_RES
<222> (3)..(3)
<223> D form

<220>
<221> MOD_RES
<222> (6)..(6)
<223> AMIDATION

<400> 151

Xaa His Phe Arg Trp Cys
1 5

<210> 152
<211> 6
<212> PRT
<213> Artificial

<220>
<223> synthetic construct

<220>
<221> MOD_RES
<222> (1)..(1)
<223> N-(4-phenylsulfonamido-4-oxo-buteryl) substituted

<220>
<221> DISULFID
<222> (1)..(6)

<220>
<221> MISC_FEATURE

X-15871M.ST25.txt

<222> (1)..(1)
<223> Xaa = homocysteine

<220>
<221> MOD_RES
<222> (3)..(3)
<223> D form

<220>
<221> MOD_RES
<222> (6)..(6)
<223> AMIDATION

<400> 152

Xaa His Phe Arg Trp Cys
1 5

<210> 153
<211> 7
<212> PRT
<213> Artificial

<220>
<223> Synthetic construct

<220>
<221> DISULFID
<222> (2)..(7)

<220>
<221> MISC_FEATURE
<222> (2)..(2)
<223> Xaa = homocysteine

<220>
<221> MOD_RES
<222> (4)..(4)
<223> D form

<220>
<221> MOD_RES
<222> (7)..(7)
<223> AMIDATION

<400> 153

Arg Xaa His Phe Arg Trp Cys
1 5

<210> 154
<211> 7
<212> PRT
<213> Artificial

<220>
<223> Synthetic construct

<220>

X-15871M.ST25.txt

<221> MOD_RES
<222> (1)..(1)
<223> D form

<220>
<221> DISULFID
<222> (2)..(7)

<220>
<221> MISC_FEATURE
<222> (2)..(2)
<223> Xaa = homocysteine

<220>
<221> MOD_RES
<222> (4)..(4)
<223> D form

<220>
<221> MOD_RES
<222> (7)..(7)
<223> AMIDATION

<400> 154

Arg Xaa His Phe Arg Trp Cys
1 5

<210> 155
<211> 7
<212> PRT
<213> Artificial

<220>
<223> synthetic construct

<220>
<221> DISULFID
<222> (2)..(7)

<220>
<221> MISC_FEATURE
<222> (2)..(2)
<223> Xaa = homocysteine

<220>
<221> MOD_RES
<222> (4)..(4)
<223> D form

<400> 155

Arg Xaa His Phe Arg Trp Cys
1 5

<210> 156
<211> 7
<212> PRT
<213> Artificial

X-15 871M.ST25.txt

<220>
<223> synthetic construct

<220>
<221> DISULFID
<222> (2)..(7)

<220>
<221> MISC_FEATURE
<222> (2)..(2)
<223> Xaa = homocysteine

<220>
<221> MISC_FEATURE
<222> (3)..(3)
<223> 1-methyl substituted

<220>
<221> MOD_RES
<222> (4)..(4)
<223> D form

<220>
<221> MOD_RES
<222> (7)..(7)
<223> AMIDATION

<400> 156

Arg Xaa His Phe Arg Trp Cys
1 5

<210> 157
<211> 7
<212> PRT
<213> Artificial

<220>
<223> synthetic construct

<220>
<221> DISULFID
<222> (2)..(7)

<220>
<221> MISC_FEATURE
<222> (2)..(2)
<223> Xaa = homocysteine

<220>
<221> MOD_RES
<222> (3)..(3)
<223> 1-methyl substituted, D form

<220>
<221> MOD_RES
<222> (4)..(4)
<223> D form

<220>

X-15871M.ST25.txt

<221> MOD_RES
<222> (7)..(7)
<223> AMIDATION

<400> 157

Arg Xaa His Phe Arg Trp Cys
1 5

<210> 158
<211> 7
<212> PRT
<213> Artificial

<220>
<223> synthetic construct

<220>
<221> MOD_RES
<222> (1)..(1)
<223> ACETYLATION

<220>
<221> DISULFID
<222> (2)..(7)

<220>
<221> MISC_FEATURE
<222> (2)..(2)
<223> Xaa = homocysteine

<220>
<221> MOD_RES
<222> (4)..(4)
<223> D form

<220>
<221> MOD_RES
<222> (7)..(7)
<223> AMIDATION

<400> 158

Arg Xaa His Phe Arg Trp Cys
1 5

<210> 159
<211> 7
<212> PRT
<213> Artificial

<220>
<223> synthetic construct

<220>
<221> MOD_RES
<222> (1)..(1)
<223> ACETYLATION

X-15871M.ST25.txt

<220>
<221> DISULFID
<222> (2)..(7)

<220>
<221> MISC_FEATURE
<222> (2)..(2)
<223> Xaa = homocysteine

<220>
<221> MOD_RES
<222> (4)..(4)
<223> D form

<220>
<221> MOD_RES
<222> (7)..(7)
<223> AMIDATION

<400> 159
Arg Xaa His Phe Arg Trp Cys
1 5

<210> 160
<211> 7
<212> PRT
<213> Artificial

<220>
<223> synthetic construct

<220>
<221> MOD_RES
<222> (1)..(1)
<223> ACETYLATION

<220>
<221> MISC_FEATURE
<222> (1)..(1)
<223> Xaa = norleucine

<220>
<221> DISULFID
<222> (2)..(7)

<220>
<221> MISC_FEATURE
<222> (2)..(2)
<223> Xaa = homocysteine

<220>
<221> MOD_RES
<222> (4)..(4)
<223> D form

<220>
<221> MOD_RES
<222> (7)..(7)
<223> AMIDATION

X-15871M.ST25.txt

<400> 160

Xaa Xaa His Phe Arg Trp Cys
1 5

<210> 161

<211> 7

<212> PRT

<213> Artificial

<220>

<223> Synthetic construct

<220>

<221> MOD_RES

<222> (1)..(1)

<223> phenylsulfonyl substituted

<220>

<221> DISULFID

<222> (2)..(7)

<220>

<221> MISC_FEATURE

<222> (2)..(2)

<223> Xaa = homocysteine

<220>

<221> MOD_RES

<222> (4)..(4)

<223> D form

<220>

<221> MOD_RES

<222> (7)..(7)

<223> AMIDATION

<400> 161

Gly Xaa His Phe Arg Trp Cys
1 5

<210> 162

<211> 8

<212> PRT

<213> Artificial

<220>

<223> Synthetic construct

<220>

<221> DISULFID

<222> (3)..(8)

<220>

<221> MISC_FEATURE

<222> (3)..(3)

<223> Xaa = homocysteine

X-15871M.ST25.txt

<220>
<221> MOD_RES
<222> (5)..(5)
<223> D form

<220>
<221> MOD_RES
<222> (8)..(8)
<223> AMIDATION

<400> 162

Tyr Arg Xaa His Phe Arg Trp Cys
1 5

<210> 163
<211> 8
<212> PRT
<213> Artificial

<220>
<223> synthetic construct

<220>
<221> DISULFID
<222> (3)..(8)

<220>
<221> MISC_FEATURE
<222> (3)..(3)
<223> Xaa = homocysteine

<220>
<221> MOD_RES
<222> (5)..(5)
<223> D form

<400> 163

Tyr Arg Xaa His Phe Arg Trp Cys
1 5

<210> 164
<211> 8
<212> PRT
<213> Artificial

<220>
<223> synthetic construct

<220>
<221> MOD_RES
<222> (1)..(1)
<223> ACETYLATION

<220>
<221> DISULFID
<222> (3)..(8)

X-15871M.ST25.txt

<220>
 <221> MISC_FEATURE
 <222> (3)..(3)
 <223> Xaa = homocysteine

<220>
 <221> MOD_RES
 <222> (5)..(5)
 <223> D form

<220>
 <221> MOD_RES
 <222> (8)..(8)
 <223> AMIDATION

<400> 164

Tyr Arg Xaa His Phe Arg Trp Cys
 1 5

<210> 165
 <211> 8
 <212> PRT
 <213> Artificial

<220>
 <223> synthetic construct

<220>
 <221> MOD_RES
 <222> (1)..(1)
 <223> ACETYLATION

<220>
 <221> DISULFID
 <222> (3)..(8)

<220>
 <221> MISC_FEATURE
 <222> (3)..(3)
 <223> Xaa = homocysteine

<220>
 <221> MOD_RES
 <222> (5)..(5)
 <223> D form

<400> 165

Tyr Arg Xaa His Phe Arg Trp Cys
 1 5

<210> 166
 <211> 9
 <212> PRT
 <213> Artificial

<220>
 <223> synthetic construct

X-15871M.ST25.txt

<220>
 <221> MOD_RES
 <222> (1)..(1)
 <223> ACETYLATION

<220>
 <221> DISULFID
 <222> (3)..(8)

<220>
 <221> MISC_FEATURE
 <222> (3)..(3)
 <223> Xaa = homocysteine

<220>
 <221> MOD_RES
 <222> (5)..(5)
 <223> D form

<220>
 <221> MOD_RES
 <222> (8)..(8)
 <223> AMIDATION

<400> 166

Tyr Arg Xaa Glu His Phe Arg Trp Cys
 1 5

<210> 167
 <211> 6
 <212> PRT
 <213> Artificial

<220>
 <223> synthetic construct

<220>
 <221> MOD_RES
 <222> (1)..(1)
 <223> ACETYLATION

<220>
 <221> DISULFID
 <222> (1)..(6)

<220>
 <221> MISC_FEATURE
 <222> (1)..(1)
 <223> Xaa = homocysteine

<220>
 <221> MOD_RES
 <222> (3)..(3)
 <223> beta-cyclohexyl substituted, D form

<220>
 <221> MOD_RES
 <222> (6)..(6)
 <223> AMIDATION

X-15871M.ST25.txt

<400> 167

Xaa His Ala Arg Trp Cys
1 5<210> 168
<211> 6
<212> PRT
<213> Artificial<220>
<223> synthetic construct<220>
<221> MOD_RES
<222> (1) ..(1)
<223> ACETYLATION<220>
<221> DISULFID
<222> (1) ..(6)<220>
<221> MISC_FEATURE
<222> (1) ..(1)
<223> Xaa = homocysteine<220>
<221> MOD_RES
<222> (3) ..(3)
<223> D form<220>
<221> MOD_RES
<222> (6) ..(6)
<223> AMIDATION<220>
<221> MISC_FEATURE
<222> (6) ..(6)
<223> Xaa = penicillamine

<400> 168

Xaa His Phe Arg Trp Xaa
1 5<210> 169
<211> 6
<212> PRT
<213> Artificial<220>
<223> synthetic construct<220>
<221> MOD_RES
<222> (1) ..(1)

X-15871M.ST25.txt

<223> ACETYLATION

<220>

<221> DISULFID

<222> (1)..(6)

<220>

<221> MISC_FEATURE

<222> (1)..(1)

<223> Xaa = homocysteine

<220>

<221> MOD_RES

<222> (3)..(3)

<223> 4-chloro substituted, D form

<220>

<221> MOD_RES

<222> (6)..(6)

<223> AMIDATION

<220>

<221> MISC_FEATURE

<222> (6)..(6)

<223> Xaa = penicillamine

<400> 169

Xaa His Phe Arg Trp Xaa

1

5

<210> 170

<211> 6

<212> PRT

<213> Artificial

<220>

<223> synthetic construct

<220>

<221> MOD_RES

<222> (1)..(1)

<223> N-hexanoyl substituted

<220>

<221> DISULFID

<222> (1)..(6)

<220>

<221> MISC_FEATURE

<222> (1)..(1)

<223> Xaa = homocysteine

<220>

<221> MOD_RES

<222> (3)..(3)

<223> D form

<220>

<221> MOD_RES

<222> (6)..(6)

X-15871M.ST25.txt

<223> AMIDATION

<220>

<221> MISC_FEATURE

<222> (6)..(6)

<223> Xaa = penicillamine

<400> 170

Xaa His Phe Arg Trp Xaa
1 5

<210> 171

<211> 6

<212> PRT

<213> Artificial

<220>

<223> Synthetic construct

<220>

<221> MOD_RES

<222> (1)..(1)

<223> N-cyclopentanecarbonyl substituted

<220>

<221> DISULFID

<222> (1)..(6)

<220>

<221> MISC_FEATURE

<222> (1)..(1)

<223> Xaa = homocysteine

<220>

<221> MOD_RES

<222> (3)..(3)

<223> D form

<220>

<221> MOD_RES

<222> (6)..(6)

<223> AMIDATION

<220>

<221> MISC_FEATURE

<222> (6)..(6)

<223> Xaa = penicillamine

<400> 171

Xaa His Phe Arg Trp Xaa
1 5

<210> 172

<211> 6

<212> PRT

<213> Artificial

<220>

X-15871M.ST25.txt

<223> synthetic construct

<220>

<221> MOD_RES

<222> (1)..(1)

<223> N-cyclohexanecarbonyl substituted

<220>

<221> DISULFID

<222> (1)..(6)

<220>

<221> MISC_FEATURE

<222> (1)..(1)

<223> Xaa = homocysteine

<220>

<221> MOD_RES

<222> (3)..(3)

<223> D form

<220>

<221> MOD_RES

<222> (6)..(6)

<223> AMIDATION

<220>

<221> MISC_FEATURE

<222> (6)..(6)

<223> Xaa = penicillamine

<400> 172

Xaa His Phe Arg Trp Xaa

1

5

<210> 173

<211> 6

<212> PRT

<213> Artificial

<220>

<223> synthetic construct

<220>

<221> MOD_RES

<222> (1)..(1)

<223> N-benzoyl substituted

<220>

<221> DISULFID

<222> (1)..(6)

<220>

<221> MISC_FEATURE

<222> (1)..(1)

<223> Xaa = homocysteine

<220>

<221> MOD_RES

X-15871M.ST25.txt

<222> (3)..(3)
<223> D form

<220>
<221> MOD_RES
<222> (6)..(6)
<223> AMIDATION

<220>
<221> MISC_FEATURE
<222> (6)..(6)
<223> Xaa = penicillamine

<400> 173

Xaa His Phe Arg Trp Xaa
1 5

<210> 174
<211> 6
<212> PRT
<213> Artificial

<220>
<223> synthetic construct

<220>
<221> MOD_RES
<222> (1)..(1)
<223> 4-phenylbutyryl substituted

<220>
<221> DISULFID
<222> (1)..(6)

<220>
<221> MISC_FEATURE
<222> (1)..(1)
<223> Xaa = homocysteine

<220>
<221> MOD_RES
<222> (3)..(3)
<223> D form

<220>
<221> MOD_RES
<222> (6)..(6)
<223> AMIDATION

<220>
<221> MISC_FEATURE
<222> (6)..(6)
<223> Xaa = penicillamine

<400> 174

Xaa His Phe Arg Trp Xaa
1 5

X-15871M.ST25.txt

<210> 175
 <211> 6
 <212> PRT
 <213> Artificial

<220>
 <223> Synthetic construct

<220>
 <221> MOD_RES
 <222> (1)..(1)
 <223> N-phenylsulfonyl substituted

<220>
 <221> DISULFID
 <222> (1)..(6)

<220>
 <221> MISC_FEATURE
 <222> (1)..(1)
 <223> Xaa = homocysteine

<220>
 <221> MOD_RES
 <222> (3)..(3)
 <223> D form

<220>
 <221> MOD_RES
 <222> (6)..(6)
 <223> AMIDATION

<220>
 <221> MISC_FEATURE
 <222> (6)..(6)
 <223> Xaa = penicillamine

<400> 175

Xaa His Phe Arg Trp Xaa
 1 5

<210> 176
 <211> 6
 <212> PRT
 <213> Artificial

<220>
 <223> Synthetic construct

<220>
 <221> MOD_RES
 <222> (1)..(1)
 <223> (4-benzenesulfonamide)butyryl substituted

<220>
 <221> DISULFID
 <222> (1)..(6)

<220>

X-15871M.ST25.txt

<221> MISC_FEATURE
<222> (1)..(1)
<223> Xaa = homocysteine

<220>
<221> MOD_RES
<222> (3)..(3)
<223> D form

<220>
<221> MOD_RES
<222> (6)..(6)
<223> AMIDATION

<220>
<221> MISC_FEATURE
<222> (6)..(6)
<223> Xaa = penicillamine

<400> 176

Xaa His Phe Arg Trp Xaa
1 5

<210> 177
<211> 7
<212> PRT
<213> Artificial

<220>
<223> Synthetic construct

<220>
<221> MOD_RES
<222> (1)..(1)
<223> ACETYLATION

<220>
<221> MISC_FEATURE
<222> (1)..(1)
<223> Xaa = norleucine

<220>
<221> DISULFID
<222> (2)..(7)

<220>
<221> MISC_FEATURE
<222> (2)..(2)
<223> Xaa = homocysteine

<220>
<221> MOD_RES
<222> (4)..(4)
<223> D form

<220>
<221> MOD_RES
<222> (7)..(7)
<223> AMIDATION

X-15871M.ST25.txt

<220>
<221> MISC_FEATURE
<222> (7)..(7)
<223> Xaa = penicillamine

<400> 177

Xaa Xaa His Phe Arg Trp Xaa
1 5

<210> 178
<211> 7
<212> PRT
<213> Artificial

<220>
<223> synthetic construct

<220>
<221> MOD_RES
<222> (1)..(1)
<223> N-phenylsulfonyl substituted

<220>
<221> DISULFID
<222> (2)..(7)

<220>
<221> MISC_FEATURE
<222> (2)..(2)
<223> Xaa = homocysteine

<220>
<221> MOD_RES
<222> (4)..(4)
<223> D form

<220>
<221> MOD_RES
<222> (7)..(7)
<223> AMIDATION

<220>
<221> MISC_FEATURE
<222> (7)..(7)
<223> Xaa = penicillamine

<400> 178

Gly Xaa His Phe Arg Trp Xaa
1 5

<210> 179
<211> 6
<212> PRT
<213> Artificial

<220>
<223> synthetic construct

X-15871M.ST25.txt

<220>
 <221> MISC_FEATURE
 <222> (1)..(1)
 <223> Xaa = desamino Cys

<220>
 <221> DISULFID
 <222> (1)..(6)

<220>
 <221> MOD_RES
 <222> (3)..(3)
 <223> D form

<220>
 <221> MOD_RES
 <222> (6)..(6)
 <223> AMIDATION

<220>
 <221> MISC_FEATURE
 <222> (6)..(6)
 <223> Xaa = homocysteine

<400> 179

Xaa Hi s Phe Arg Trp Xaa
 1 5

<210> 180
 <211> 6
 <212> PRT
 <213> Artificial

<220>
 <223> synthetic construct

<220>
 <221> DISULFID
 <222> (1)..(6)

<220>
 <221> MOD_RES
 <222> (3)..(3)
 <223> D form

<220>
 <221> MOD_RES
 <222> (6)..(6)
 <223> AMIDATION

<220>
 <221> MISC_FEATURE
 <222> (6)..(6)
 <223> Xaa = homocysteine

<400> 180

Cys Hi s Phe Arg Trp Xaa
 1 5

X-15871M.ST25.txt

<210> 181
<211> 6
<212> PRT
<213> Artificial

<220>
<223> synthetic construct

<220>
<221> DISULFID
<222> (1)..(6)

<220>
<221> MOD_RES
<222> (3)..(3)
<223> 4-fluoro substituted, D form

<220>
<221> MOD_RES
<222> (6)..(6)
<223> AMIDATION

<220>
<221> MISC_FEATURE
<222> (6)..(6)
<223> Xaa = homocysteine

<400> 181

Cys His Phe Arg Trp Xaa
1 5

<210> 182
<211> 6
<212> PRT
<213> Artificial

<220>
<223> synthetic construct

<220>
<221> DISULFID
<222> (1)..(6)

<220>
<221> MOD_RES
<222> (3)..(3)
<223> 4-fluoro substituted, D form

<220>
<221> MOD_RES
<222> (6)..(6)
<223> AMIDATION

<220>
<221> MISC_FEATURE
<222> (6)..(6)
<223> Xaa = homocysteine

X-15871M.ST25.txt

<400> 182

Cys His Phe Arg Trp Xaa
1 5<210> 183
<211> 6
<212> PRT
<213> Artificial<220>
<223> synthetic construct<220>
<221> MOD_RES
<222> (1)..(1)
<223> ACETYLATION<220>
<221> DISULFID
<222> (1)..(6)<220>
<221> MOD_RES
<222> (3)..(3)
<223> D form<220>
<221> MOD_RES
<222> (6)..(6)
<223> AMIDATION<220>
<221> MISC_FEATURE
<222> (6)..(6)
<223> Xaa = homocysteine

<400> 183

Cys His Phe Arg Trp Xaa
1 5<210> 184
<211> 6
<212> PRT
<213> Artificial<220>
<223> synthetic construct<220>
<221> MOD_RES
<222> (1)..(1)
<223> ACETYLATION<220>
<221> DISULFID
<222> (1)..(6)

X-15871M.ST25.txt

<220>
<221> MOD_RES
<222> (3)..(3)
<223> 4-fluoro substituted, D form

<220>
<221> MOD_RES
<222> (6)..(6)
<223> AMIDATION

<220>
<221> MISC_FEATURE
<222> (6)..(6)
<223> Xaa = homocysteine

<400> 184

Cys His Phe Arg Trp Xaa
1 5

<210> 185
<211> 6
<212> PRT
<213> Artificial

<220>
<223> synthetic construct

<220>
<221> MOD_RES
<222> (1)..(1)
<223> ACETYLATION

<220>
<221> DISULFID
<222> (1)..(6)

<220>
<221> MOD_RES
<222> (3)..(3)
<223> 4-chloro substituted, D form

<220>
<221> MOD_RES
<222> (6)..(6)
<223> AMIDATION

<220>
<221> MISC_FEATURE
<222> (6)..(6)
<223> Xaa = homocysteine

<400> 185

Cys His Phe Arg Trp Xaa
1 5

<210> 186
<211> 7

X-15871M.ST25.txt

<212> PRT
 <213> Artificial

 <220>
 <223> Synthetic construct

 <220>
 <221> DISULFID
 <222> (2)..(7)

 <220>
 <221> MOD_RES
 <222> (4)..(4)
 <223> D form

 <220>
 <221> MOD_RES
 <222> (7)..(7)
 <223> AMIDATION

 <220>
 <221> MISC_FEATURE
 <222> (7)..(7)
 <223> Xaa = homocysteine

 <400> 186

Arg Cys His Phe Arg Trp Xaa
 1 5

<210> 187
 <211> 7
 <212> PRT
 <213> Artificial

 <220>
 <223> Synthetic construct

 <220>
 <221> DISULFID
 <222> (2)..(7)

 <220>
 <221> MOD_RES
 <222> (4)..(4)
 <223> 4-fluoro substituted, D form

 <220>
 <221> MOD_RES
 <222> (7)..(7)
 <223> AMIDATION

 <220>
 <221> MISC_FEATURE
 <222> (7)..(7)
 <223> Xaa = homocysteine

 <400> 187

Arg Cys His Phe Arg Trp Xaa

X-15 871M.ST25.txt

1

5

<210> 188
<211> 7
<212> PRT
<213> Artificial

<220>
<223> Synthetic construct

<220>
<221> DISULFID
<222> (2)..(7)

<220>
<221> MOD_RES
<222> (4)..(4)
<223> 4-chloro substituted, D Form

<220>
<221> MOD_RES
<222> (7)..(7)
<223> AMIDATION

<220>
<221> MISC_FEATURE
<222> (7)..(7)
<223> Xaa = homocysteine

<400> 188

Arg Cys His Phe Arg Trp Xaa
1 5

<210> 189
<211> 7
<212> PRT
<213> Artificial

<220>
<223> Synthetic construct

<220>
<221> MOD_RES
<222> (1)..(1)
<223> ACETYLATION

<220>
<221> DISULFID
<222> (2)..(7)

<220>
<221> MOD_RES
<222> (4)..(4)
<223> D form

<220>
<221> MOD_RES
<222> (7)..(7)

X-15871M.ST25.txt

<223> AMIDATION

<220>

<221> MISC_FEATURE

<222> (7)..(7)

<223> Xaa = homocysteine

<400> 189

Arg Cys His Phe Arg Trp Xaa
1 5

<210> 190

<211> 7

<212> PRT

<213> Artificial

<220>

<223> Synthetic construct

<220>

<221> MOD_RES

<222> (1)..(1)

<223> ACETYLATION

<220>

<221> DISULFID

<222> (2)..(7)

<220>

<221> MOD_RES

<222> (4)..(4)

<223> 4-fluoro substituted, D form

<220>

<221> MOD_RES

<222> (7)..(7)

<223> AMIDATION

<220>

<221> MISC_FEATURE

<222> (7)..(7)

<223> Xaa = homocysteine

<400> 190

Arg Cys His Phe Arg Trp Xaa
1 5

<210> 191

<211> 7

<212> PRT

<213> Artificial

<220>

<223> synthetic construct

<220>

<221> MOD_RES

X-15871M.ST25.txt

<222> (1)..(1)
<223> ACETYLATION

<220>
<221> DI_SULFID
<222> (2)..(7)

<220>
<221> MOD_RES
<222> (4)..(4)
<223> 4-chloro substituted, D form

<220>
<221> MOD_RES
<222> (7)..(7)
<223> AMIDATION

<220>
<221> MISC_FEATURE
<222> (7)..(7)
<223> Xaa = homocysteine

<400> 191
Arg Cys His Phe Arg Trp Xaa
1 5

<210> 192
<211> 9
<212> PRT
<213> Artificial

<220>
<223> synthetic construct

<220>
<221> MOD_RES
<222> (1)..(1)
<223> ACETYLATION

<220>
<221> DI_SULFID
<222> (3)..(9)

<220>
<221> MOD_RES
<222> (6)..(6)
<223> D form

<220>
<221> MOD_RES
<222> (9)..(9)
<223> AMIDATION

<220>
<221> MISC_FEATURE
<222> (9)..(9)
<223> Xaa = homocysteine

<400> 192

X-15871M.ST25.txt
Tyr Arg Cys Glu His Phe Arg Trp Xaa
1 5

<210> 193
<211> 6
<212> PRT
<213> Artificial

<220>
<223> Synthetic construct

<220>
<221> MOD_RES
<222> (1)..(1)
<223> ACETYLTATION

<220>
<221> DISULFID
<222> (1)..(6)

<220>
<221> MISC_FEATURE
<222> (1)..(1)
<223> Xaa = homocysteine

<220>
<221> MOD_RES
<222> (3)..(3)
<223> D form

<220>
<221> MOD_RES
<222> (6)..(6)
<223> AMIDATION

<220>
<221> MISC_FEATURE
<222> (6)..(6)
<223> Xaa = homocysteine

<400> 193

Xaa His Phe Arg Trp Xaa
1 5

<210> 194
<211> 7
<212> PRT
<213> Artificial

<220>
<223> Synthetic construct

<220>
<221> DISULFID
<222> (2)..(7)

<220>
<221> MISC_FEATURE

X-15871M.ST25.txt

<222> (2)..(2)
<223> Xaa = homocysteine

<220>
<221> MOD_RES
<222> (4)..(4)
<223> D form

<220>
<221> MOD_RES
<222> (7)..(7)
<223> AMIDATION

<220>
<221> MISC_FEATURE
<222> (7)..(7)
<223> Xaa = homocysteine

<400> 194

Arg Xaa His Phe Arg Trp Xaa
1 5

<210> 195
<211> 7
<212> PRT
<213> Artificial

<220>
<223> Synthetic construct

<220>
<221> MOD_RES
<222> (1)..(1)
<223> ACETYLATION

<220>
<221> DISULFID
<222> (2)..(7)

<220>
<221> MISC_FEATURE
<222> (2)..(2)
<223> Xaa = homocysteine

<220>
<221> MOD_RES
<222> (4)..(4)
<223> D form

<220>
<221> MOD_RES
<222> (7)..(7)
<223> AMIDATION

<220>
<221> MISC_FEATURE
<222> (7)..(7)
<223> Xaa = homocysteine

<400> 195

X-15871M.ST25.txt

Arg Xaa His Phe Arg Trp Xaa
1 5

<210> 196
<211> 8
<212> PRT
<213> Artificial

<220>
<223> synthetic construct

<220>
<221> MOD_RES
<222> (1)..(1)
<223> ACETYLATION

<220>
<221> DISULFID
<222> (3)..(8)

<220>
<221> MISC_FEATURE
<222> (3)..(3)
<223> Xaa = homocysteine

<220>
<221> MOD_RES
<222> (5)..(5)
<223> D form

<220>
<221> MOD_RES
<222> (8)..(8)
<223> AMIDATION

<220>
<221> MISC_FEATURE
<222> (8)..(8)
<223> Xaa = homocysteine

<400> 196

Tyr Arg Xaa His Phe Arg Trp Xaa
1 5

<210> 197
<211> 9
<212> PRT
<213> Artificial

<220>
<223> synthetic construct

<220>
<221> MOD_RES
<222> (1)..(1)
<223> ACETYLATION

X-15871M.ST25.txt

<220>
 <221> DISULFID
 <222> (3)..(9)
 <220>
 <221> MISC_FEATURE
 <222> (3)..(3)
 <223> Xaa = homocysteine

<220>
 <221> MOD_RES
 <222> (6)..(6)
 <223> D form

<220>
 <221> MOD_RES
 <222> (9)..(9)
 <223> AMIDATION

<220>
 <221> MISC_FEATURE
 <222> (9)..(9)
 <223> Xaa = homocysteine

<400> 197

Tyr Arg Xaa Glu His Phe Arg Trp Xaa
 1 5

<210> 198
 <211> 6
 <212> PRT
 <213> Artificial

<220>
 <223> Synthetic construct

<220>
 <221> MOD_RES
 <222> (1)..(1)
 <223> ACETYLATION

<220>
 <221> DISULFID
 <222> (1)..(6)
 <223> S-CH2-S linkage

<220>
 <221> MOD_RES
 <222> (3)..(3)
 <223> D form

<220>
 <221> MOD_RES
 <222> (6)..(6)
 <223> AMIDATION

<400> 198

Cys His Phe Arg Trp Cys
 1 5

X-15871M.ST25.txt

<210> 199
<211> 9
<212> PRT
<213> Artificial

<220>
<223> Synthetic construct

<220>
<221> MISC_FEATURE
<222> (1)..(1)
<223> Xaa = Arg, Tyr-Arg, Tyr-beta-Arg, or is absent

<220>
<221> MISC_FEATURE
<222> (1)..(1)
<223> Xaa = a modified amino acid including Arg, citrulline, homoarginine, Leu, Lys, N-isopropyl-Lys, norleucine, ornithine, or Val

<220>
<221> MISC_FEATURE
<222> (1)..(1)
<223> Xaa = a modified group including Tyr-Arg, Tyr-citrulline, Cya-Arg, Tyr-homoarginine, Tyr-1-beta-homoarginine, Tyr-Lys, Tyr-Ser, or Tyr-Val

<220>
<221> DISULFID
<222> (2)..(8)
<223> S-S or S-CH₂-S disulfide bridge

<220>
<221> MISC_FEATURE
<222> (2)..(2)
<223> Xaa = Cys, homocysteine, or desamino-cysteine; may be D or L form

<220>
<221> MISC_FEATURE
<222> (3)..(3)
<223> Xaa = Glu, Gln, Asp, Asn, Ala, Gly, Thr, Ser, Pro, Met, Ile, Val, Arg, His, Tyr, Trp, Phe, Lys, Leu, cysteic acid, or is absent

<220>
<221> MISC_FEATURE
<222> (4)..(4)
<223> Xaa = His, modified His, or modified Ala; D or L form

<220>
<221> MISC_FEATURE
<222> (5)..(5)
<223> Xaa = Phe, modified Phe, or modified Ala; D or L form

<220>
<221> MISC_FEATURE
<222> (6)..(6)
<223> Xaa = Arg or modified Arg; D or L form

<220>
<221> MISC_FEATURE

X-15871M.ST25.txt

<222> (8)..(8)
 <223> Xaa = Cys, homocysteine, or modified cysteine or homocysteine
 (such as amide, alcohol, or penicillamine)

<220>
 <221> MISC_FEATURE
 <222> (9)..(9)
 <223> Xaa = Ser-Pro-NH₂, Lys-Pro-NH₂, Ser-OH, Ser-Pro-OH, Lys-OH, Ser
 alcohol, Ser-Pro alcohol, Arg-Phe-NH₂, Glu-NH₂, or is absent

<400> 199

Xaa Xaa Xaa Xaa Xaa Xaa Trp Xaa Xaa
 1 5

<210> 200
 <211> 9
 <212> PRT
 <213> Artificial

<220>
 <223> synthetic construct

<220>
 <221> MISC_FEATURE
 <222> (1)..(1)
 <223> Xaa = Arg, Tyr-Arg, Tyr-beta-Arg, or is absent

<220>
 <221> MISC_FEATURE
 <222> (1)..(1)
 <223> Xaa = a modified amino acid including Arg, citrulline,
 homoarginine, Leu, Lys, N-isopropyl-Lys, norleucine, ornithine,
 or Val

<220>
 <221> MISC_FEATURE
 <222> (1)..(1)
 <223> Xaa = a modified group including Tyr-Arg, Tyr-citrulline,
 Cya-Arg, Tyr-homoarginine, Tyr-l-beta-homoarginine, Tyr-Lys,
 Tyr-Ser, or Tyr-Val

<220>
 <221> DISULFID
 <222> (2)..(8)

<220>
 <221> MISC_FEATURE
 <222> (2)..(2)
 <223> Xaa = Cys or homocysteine

<220>
 <221> MISC_FEATURE
 <222> (3)..(3)
 <223> Xaa = Glu, Gln, Asp, Asn, Ala, Gly, Thr, Ser, Pro, Met, Ile, Val,
 Arg, His, Tyr, Trp, Phe, Lys, Leu, cysteic acid, or is absent

<220>
 <221> MOD_RES
 <222> (4)..(4)
 <223> His may be optionally substituted

X-15871M.ST25.txt

<220>
 <221> MOD_RES
 <222> (5)..(5)
 <223> Phe may be optionally substituted

<220>
 <221> MISC_FEATURE
 <222> (8)..(8)
 <223> Xaa = Cys, homocysteine, or modified cysteine or homocysteine such as amide

<220>
 <221> MISC_FEATURE
 <222> (9)..(9)
 <223> Xaa = Ser-Pro-NH₂, Lys-Pro-NH₂, Ser-OH, Ser-Pro-OH, Lys-OH, Ser alcohol, Ser-Pro alcohol, Arg-Phe-NH₂, Glu-NH₂, or is absent

<400> 200

Xaa Xaa Xaa His Phe Arg Trp Xaa Xaa
 1 5

<210> 201
 <211> 9
 <212> PRT
 <213> Artificial

<220>
 <223> Synthetic construct

<220>
 <221> MISC_FEATURE
 <222> (1)..(1)
 <223> Xaa = Arg, Tyr-Arg, Tyr-beta-Arg, or is absent

<220>
 <221> MISC_FEATURE
 <222> (1)..(1)
 <223> Xaa = a modified amino acid including Arg, citrulline, homoarginine, Leu, Lys, N-isopropyl-Lys, norleucine, ornithine, or Val

<220>
 <221> MISC_FEATURE
 <222> (1)..(1)
 <223> Xaa = a modified group including Tyr-Arg, Tyr-citrulline, Tyr-homoarginine, Tyr-1-beta-homoarginine, Tyr-Lys, Tyr-Ser, or Tyr-Val

<220>
 <221> DISULFID
 <222> (2)..(8)

<220>
 <221> MISC_FEATURE
 <222> (2)..(2)
 <223> Xaa = Cys or homocysteine

<220>
 <221> MISC_FEATURE

X-15871M.ST25.txt

<222> (3)..(3)
 <223> Xaa = Glu, Gln, Asp, Asn, Ala, Gly, Thr, Ser, Pro, Met, Ile, Val,
 Arg, His, Tyr, Trp, Phe, or is absent

<220>
 <221> MOD_RES
 <222> (4)..(4)
 <223> His may be optionally substituted

<220>
 <221> MOD_RES
 <222> (5)..(5)
 <223> Phe may be optionally substituted

<220>
 <221> MISC_FEATURE
 <222> (8)..(8)
 <223> Xaa = Cys, homocysteine, or modified cysteine or homocysteine
 such as amide

<220>
 <221> MISC_FEATURE
 <222> (9)..(9)
 <223> Xaa = Ser-Pro-NH₂, Lys-Pro-NH₂, Ser-OH, Ser-Pro-OH, Lys-Pro-OH,
 Arg-Phe-NH₂, Glu-NH₂, or is absent

<400> 201

Xaa Xaa Xaa His Phe Arg Trp Xaa Xaa
 1 5

VIII-2-1	Declaration: Entitlement to apply for and be granted a patent Declaration as to the applicant's entitlement, as at the international filing date, to apply for and be granted a patent (Rules 4.17(ii) and 51bis.1(a)(ii)), in a case where the declaration under Rule 4.17(iv) is not appropriate: Name (LAST, First)	in relation to this international application ELI LILLY AND COMPANY is entitled to apply for and be granted a patent by virtue of the following:
VIII-2-1(i)		ELI LILLY AND COMPANY is entitled as employer of the inventor, FLORA, David, Benjamin
VIII-2-1(i)		ELI LILLY AND COMPANY is entitled as employer of the inventor, HEIMAN, Mark, Louis
VIII-2-1(i)		ELI LILLY AND COMPANY is entitled as employer of the inventor, HERTEL, JeAnne, L.
VIII-2-1(i)		ELI LILLY AND COMPANY is entitled as employer of the inventor, HSIUNG, Hansen, Maxwell
VIII-2-1(i)		ELI LILLY AND COMPANY is entitled as employer of the inventor, MAYER, John, Philip
VIII-2-1(i)		ELI LILLY AND COMPANY was entitled as employer of the inventor, SMILEY, David, Lee
VIII-2-1(i)		ELI LILLY AND COMPANY is entitled as employer of the inventor, YAN, Liang, Zeng
VIII-2-1(i)		ELI LILLY AND COMPANY is entitled as employer of the inventor, ZHANG, Lianshan
VIII-2-1(i)	This declaration is made for the purposes of:	all designations except the designation of the United States of America