



US00D610066S

(12) **United States Design Patent**
Au

(10) **Patent No.:** **US D610,066 S**

(45) **Date of Patent:** **** Feb. 16, 2010**

(54) **ELEVATOR OF A PLANE**
(75) Inventor: **Chin Kau Au**, Causeway Bay (HK)
(73) Assignee: **Silverlit Toys Manufactory Ltd.**,
Causeway Bay (HK)

D189,328 S 11/1960 Thiebolt
2,985,984 A 5/1961 Tegen et al.
3,043,410 A * 7/1962 Pearson 403/322.3
3,417,946 A * 12/1968 Hartley 244/87

(**) Term: **14 Years**
(21) Appl. No.: **29/280,527**
(22) Filed: **May 30, 2007**

(Continued)

Primary Examiner—Cathron C. Brooks
Assistant Examiner—Maurice Stevens
(74) *Attorney, Agent, or Firm*—Greenberg Traurig LLP

Related U.S. Application Data

(60) Continuation of application No. 29/276,906, filed on Feb. 8, 2007, now Pat. No. Des. 559,761, and a division of application No. 29/276,907, filed on Feb. 8, 2007, now Pat. No. Des. 559,762.

(57) **CLAIM**

The ornamental design for an elevator of a plane, as shown and described.

(30) **Foreign Application Priority Data**

Aug. 10, 2006 (HK) 0602113
Nov. 27, 2006 (HK) 0602370

DESCRIPTION

(51) **LOC (9) Cl.** **12-07**
(52) **U.S. Cl.** **D12/345**
(58) **Field of Classification Search** D12/319,
D12/333, 343, 344, 345; D21/447, 448,
D21/450, 451; 446/34–35; 244/7 B, 15,
244/23 R, 87, 88, 91, 117 R, 119, 130, 131
See application file for complete search history.


FIG. 1 is a top view of an elevator of a plane;
FIG. 2 is a bottom view of an elevator of the plane;
FIG. 3 is a detailed perspective side view of an elevator of the plane;
FIG. 4 is a detailed under perspective view from the front of an elevator of the plane;
FIG. 5 is a top view of an alternate embodiment of an elevator of the plane;
FIG. 6 is a bottom view of an alternate embodiment of an elevator of the plane;
FIG. 7 is a detailed perspective side view of an alternate embodiment of an elevator of the plane; and,
FIG. 8 is a detailed under perspective view from the front of an alternate embodiment of an elevator of the plane.
Broken lines are for illustrative purposes only and form no part of the claimed design.

(56) **References Cited**

U.S. PATENT DOCUMENTS

1,788,836 A 1/1931 Junkers
2,084,502 A 6/1937 Rieder
2,303,713 A 12/1942 Thompson
D135,702 S 5/1943 Hornak
2,353,962 A 7/1944 Koppen
2,597,521 A 5/1952 Pemberton et al.
2,611,351 A 9/1952 Horner
2,657,756 A * 11/1953 Brogren 180/68.5
2,699,299 A 1/1955 Herrick
2,719,014 A * 9/1955 Koppen 244/13

1 Claim, 6 Drawing Sheets



US D610,066 S

Page 2

U.S. PATENT DOCUMENTS

4,283,988	A *	8/1981	Edwards	89/1.51	5,877,905	A *	3/1999	Schwartz	359/846
4,496,120	A *	1/1985	Eickmann	244/56	D417,184	S *	11/1999	Hartmann et al.	D12/333
5,054,716	A *	10/1991	Wilson	244/56	D431,522	S *	10/2000	Fujino	D12/341
5,104,344	A	4/1992	Jancso, Jr.		D451,879	S	12/2001	Fraser	
5,435,504	A *	7/1995	Inoue et al.	244/13	6,824,092	B1 *	11/2004	Franklin et al.	244/1 N
D363,696	S *	10/1995	Kroo et al.	D12/331	D559,761	S *	1/2008	Au	D12/319
5,645,250	A	7/1997	Gevers		D559,762	S *	1/2008	Au	D12/319
					2006/0016931	A1	1/2006	Malvestuto et al.	

* cited by examiner

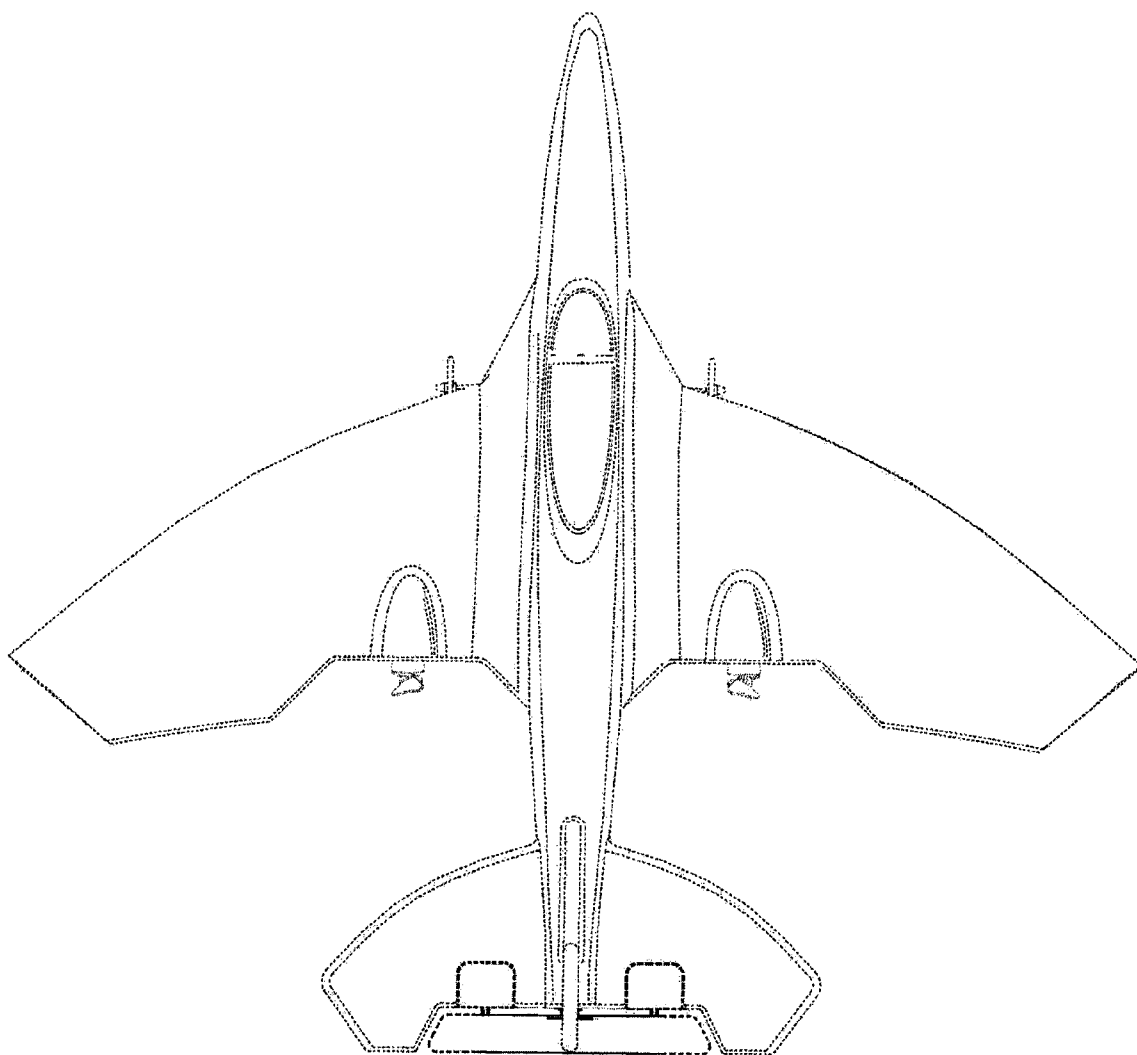


Fig. 1

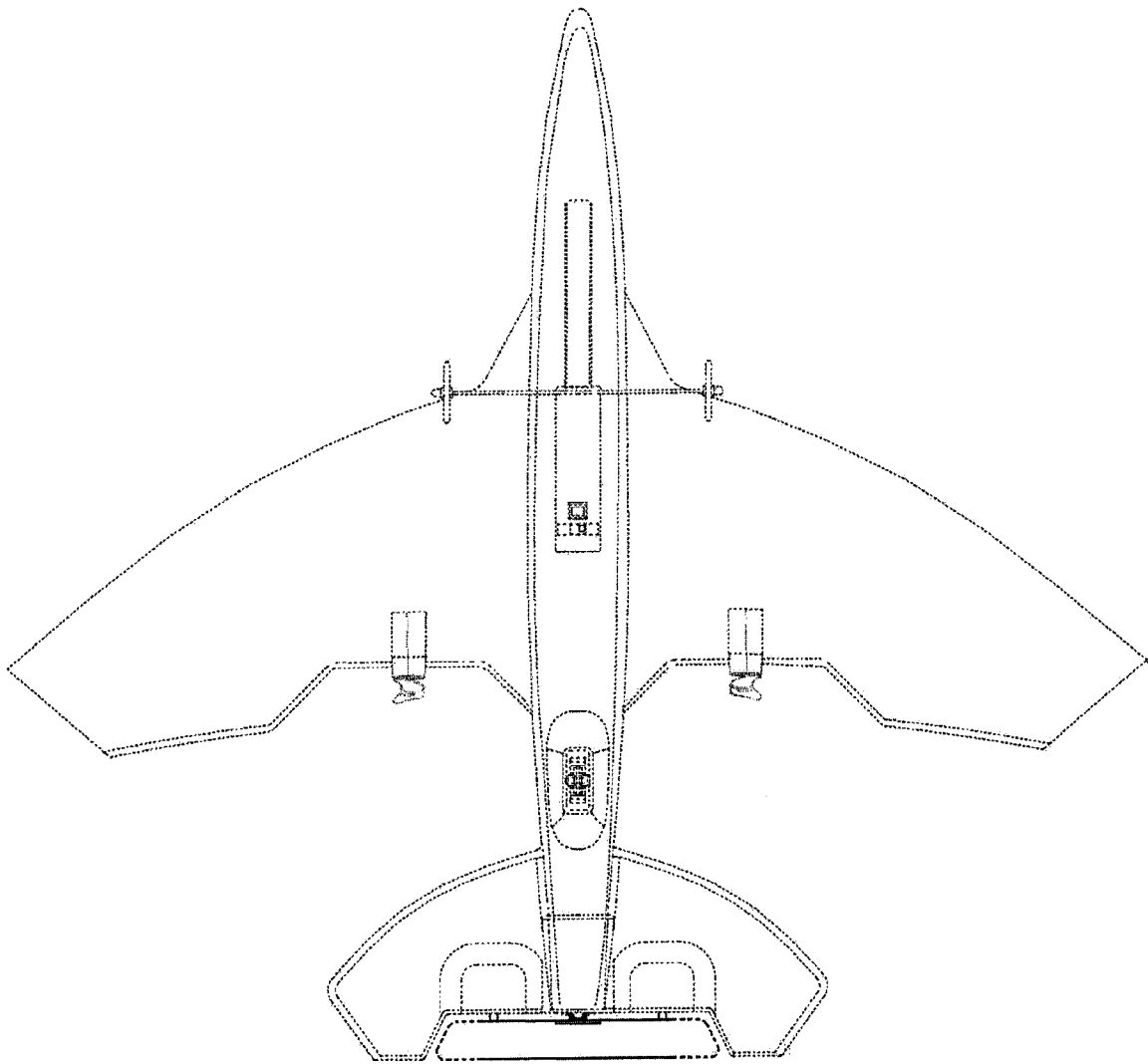


Fig. 2

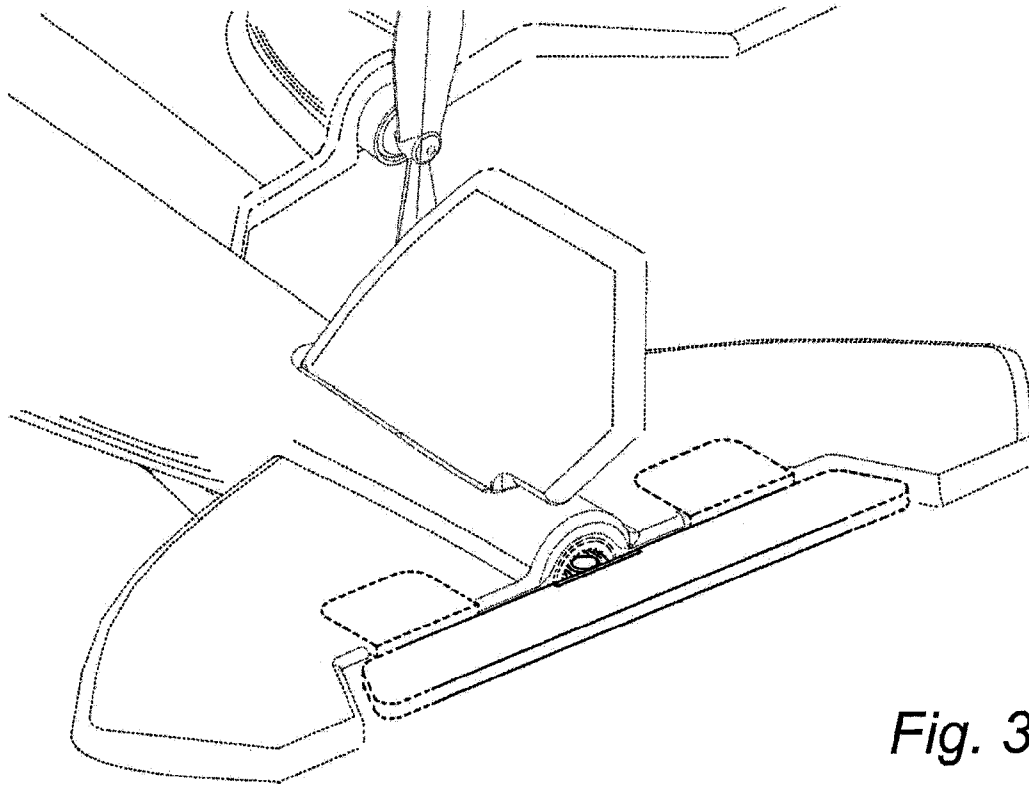


Fig. 3




Fig. 4

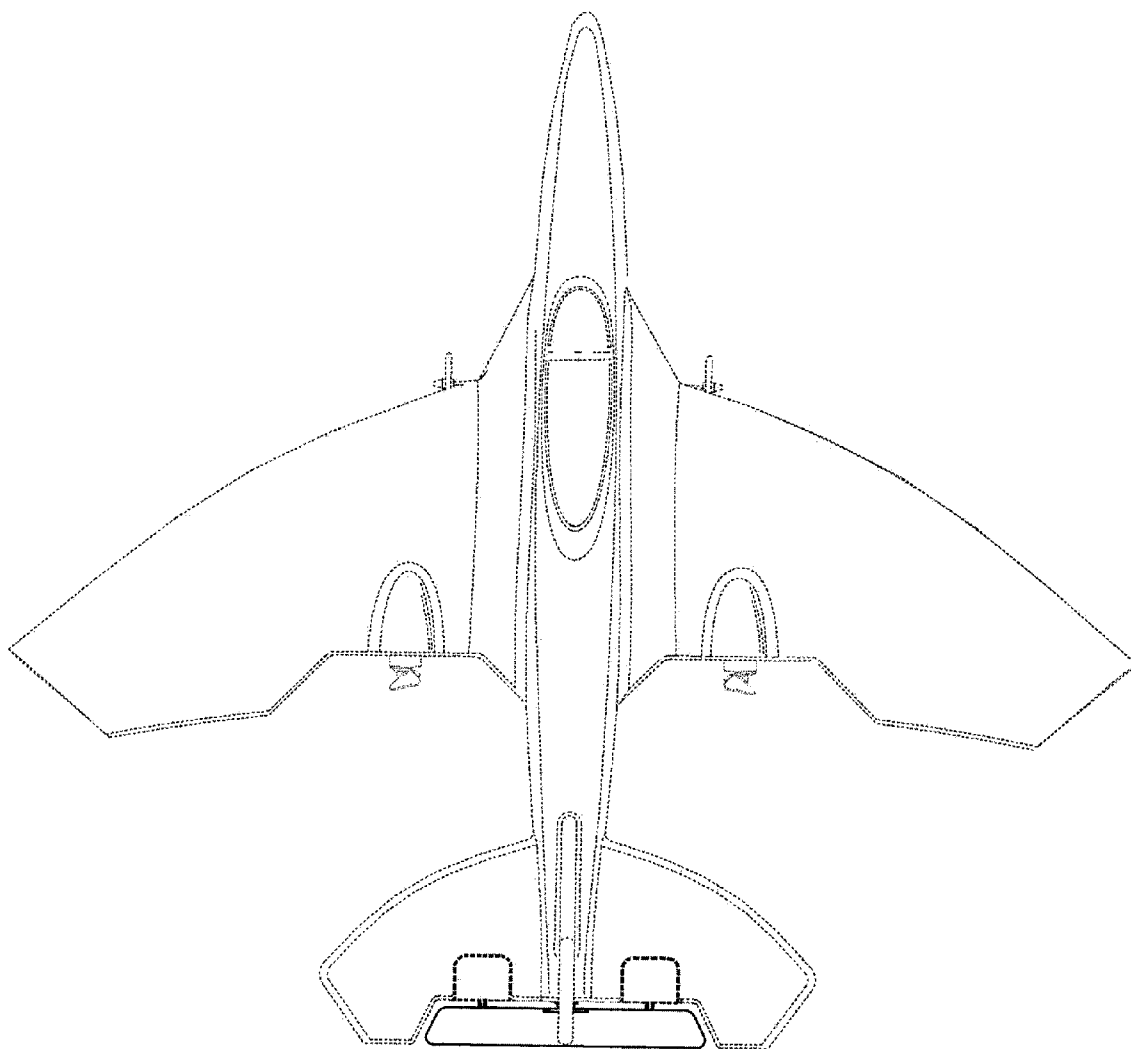


Fig. 5

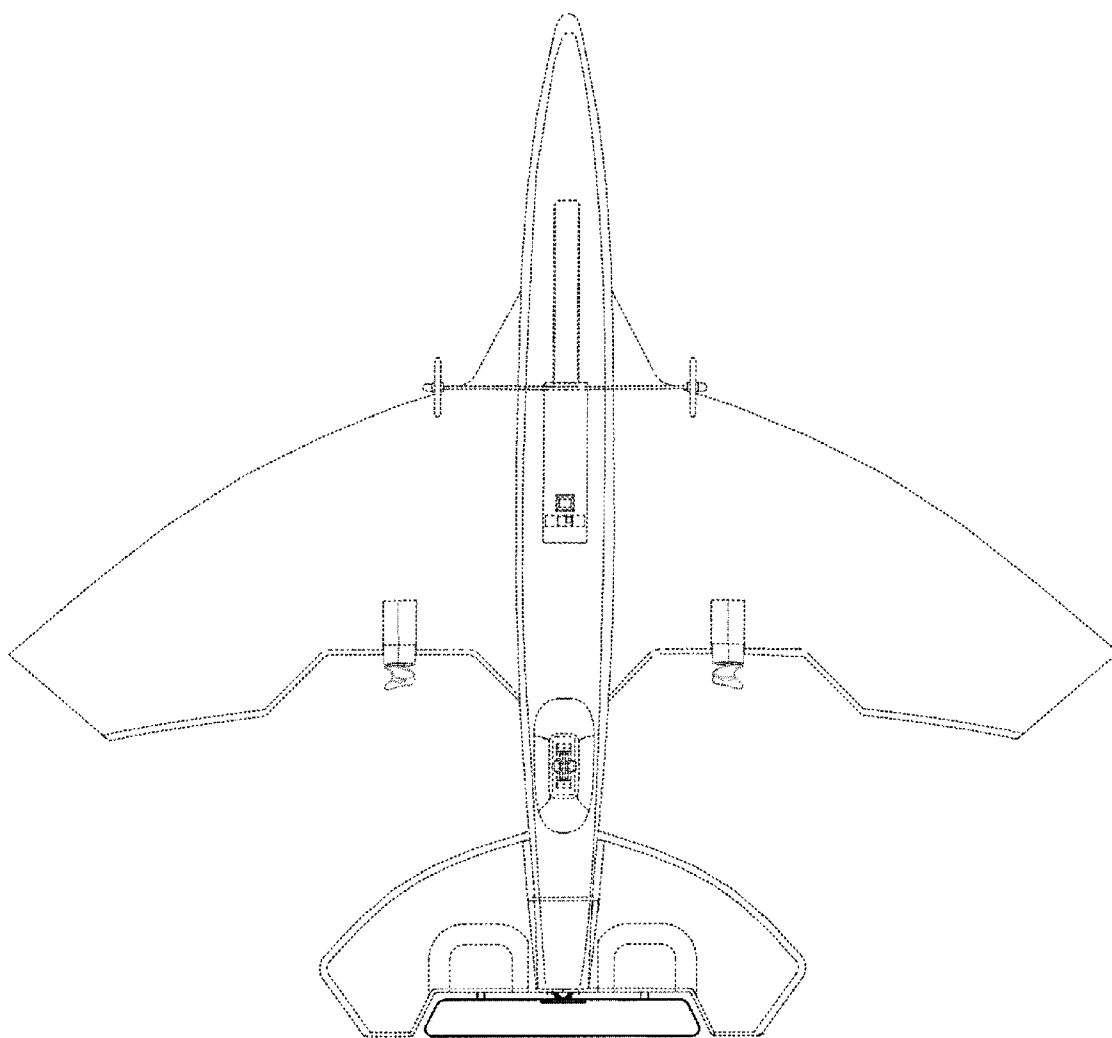


Fig. 6

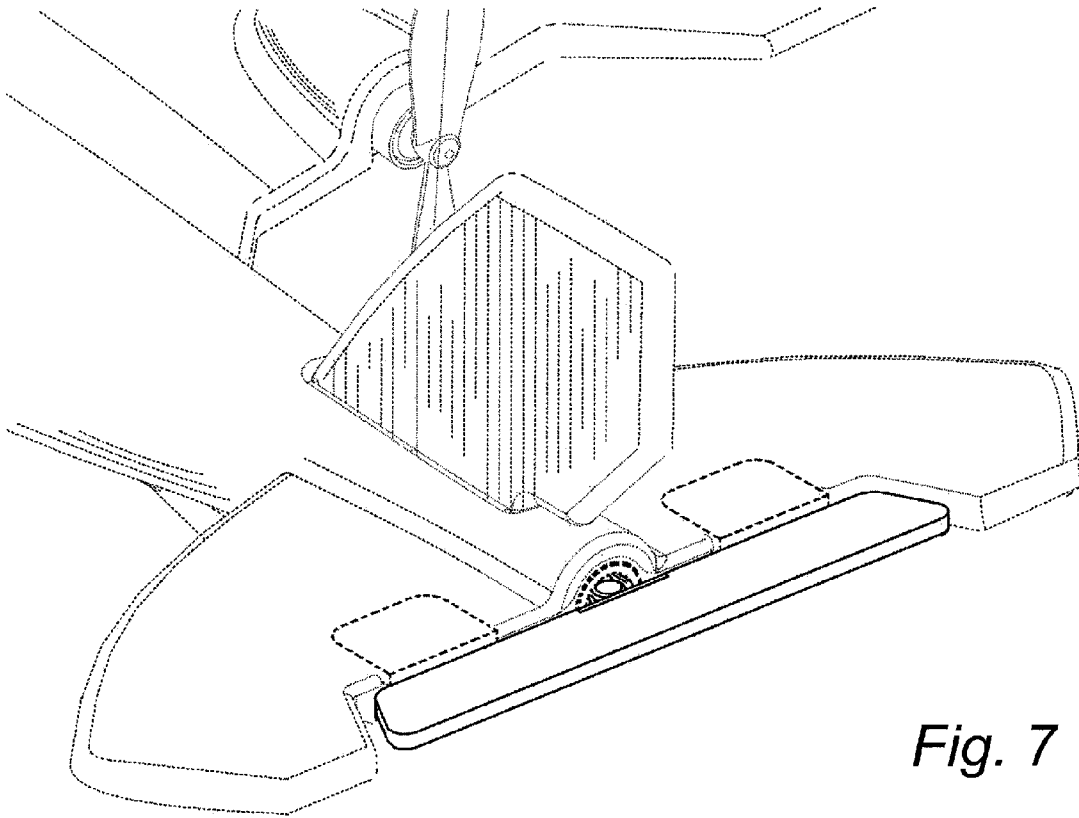


Fig. 7



Fig. 8