



US011969118B2

(12) **United States Patent**
Elliston et al.

(10) **Patent No.:** **US 11,969,118 B2**

(45) **Date of Patent:** **Apr. 30, 2024**

(54) **COOKING DEVICE AND COMPONENTS THEREOF**

(71) Applicant: **SharkNinja Operating LLC**,
Needham, MA (US)

(72) Inventors: **Rupert Elliston**, London (GB); **Roger Neil Jackson**, Launceston (GB); **Steven Carter**, Needham, MA (US); **Benjamin Sharp**, Cockermouth (GB); **Thomas Guerin**, Boston, MA (US); **Christopher T. Martin**, Concord, MA (US); **Christopher Smith**, Concord, MA (US); **Joshua D. Anthony**, North Billerica, MA (US); **Michaela Dubeau**, Uxbridge, MA (US)

(73) Assignee: **SharkNinja Operating LLC**,
Needham, MA (US)

(*) Notice: Subject to any disclaimer, the term of this patent is extended or adjusted under 35 U.S.C. 154(b) by 0 days.

(21) Appl. No.: **17/728,749**

(22) Filed: **Apr. 25, 2022**

(65) **Prior Publication Data**
US 2022/0248902 A1 Aug. 11, 2022

Related U.S. Application Data
(63) Continuation of application No. 17/139,572, filed on Dec. 31, 2020, now Pat. No. 11,678,765.
(Continued)

(51) **Int. Cl.**
A47J 37/06 (2006.01)
A47J 27/08 (2006.01)
(Continued)

(52) **U.S. Cl.**
CPC **A47J 37/0641** (2013.01); **A47J 27/004** (2013.01); **A47J 27/0802** (2013.01);
(Continued)

(58) **Field of Classification Search**
None
See application file for complete search history.

(56) **References Cited**
U.S. PATENT DOCUMENTS
472,002 A 3/1892 Ross et al.
1,254,384 A 1/1918 Albro
(Continued)

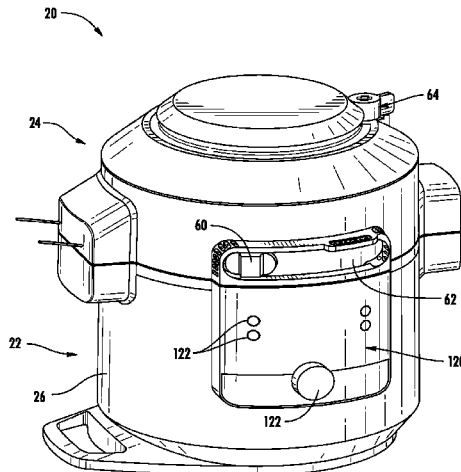
FOREIGN PATENT DOCUMENTS
CN 1139304 A 1/1997
CN 2253170 Y 4/1997
(Continued)

OTHER PUBLICATIONS
U.S. Appl. No. 17/139,572, filed Dec. 31, 2020, Cooking Device and Components Thereof.
(Continued)

Primary Examiner — Elizabeth M Kerr
(74) *Attorney, Agent, or Firm* — Mintz Levin Cohn Ferris Glovsky and Popeo, P.C.

(57) **ABSTRACT**
A cooking system includes a housing defining a hollow chamber configured to receive food. The housing has an upper portion defining an opening to said hollow chamber. A lid is movable relative to the housing between an open position and a closed position. The lid seals the opening to the hollow chamber when in the closed position. A portion of the lid is selectively positionable to form a pressure-tight heating volume between the hollow chamber and the portion of said lid. At least one heating element is associated with at least one of the housing and the lid. The at least one heating element is arranged within the pressure-tight heating volume.

15 Claims, 21 Drawing Sheets



Related U.S. Application Data

- (60) Provisional application No. 63/001,953, filed on Mar. 30, 2020.
- (51) **Int. Cl.**
A47J 27/086 (2006.01)
A47J 27/00 (2006.01)
A47J 36/32 (2006.01)
A47J 27/09 (2006.01)
A47J 37/07 (2006.01)
- (52) **U.S. Cl.**
 CPC *A47J 27/0804* (2013.01); *A47J 27/0806* (2013.01); *A47J 27/086* (2013.01); *A47J 27/09* (2013.01); *A47J 36/32* (2013.01); *A47J 37/0664* (2013.01); *A47J 37/0754* (2013.01); *A47J 2202/00* (2013.01)

(56) **References Cited**

U.S. PATENT DOCUMENTS

1,986,088	A	1/1935	Wild	5,029,519	A	7/1991	Boyen
2,055,972	A	9/1936	John	5,031,519	A	7/1991	Toida et al.
2,188,757	A	1/1940	Moon	5,036,179	A	7/1991	Westerberg et al.
2,235,911	A	3/1941	Wilcox	5,048,400	A	9/1991	Ueda et al.
2,253,833	A	8/1941	Herbert	5,067,396	A	11/1991	Sorensen et al.
2,313,968	A	3/1943	Ernest	5,092,229	A	3/1992	Chen
2,378,950	A	6/1945	Ernest	5,097,753	A	3/1992	Naft
2,429,282	A	10/1947	Ness	5,105,725	A	4/1992	Haglund
2,430,582	A	11/1947	Ernest	5,205,274	A	4/1993	Smith et al.
2,462,287	A	2/1949	Richeson et al.	5,251,542	A	10/1993	Itoh et al.
2,532,639	A	12/1950	Payne	5,280,749	A	1/1994	Smit
2,622,591	A	12/1952	Bramberry, Jr.	5,329,919	A	7/1994	Chang
2,785,277	A	3/1957	Jepson	5,355,777	A	10/1994	Chen et al.
2,952,764	A	9/1960	Yoshitada	5,416,950	A	5/1995	Dornbush et al.
3,076,405	A	2/1963	Lang	5,445,061	A	8/1995	Barradas
3,122,134	A	2/1964	Reeves	5,445,081	A	8/1995	Kunczynski
3,514,301	A	5/1970	Berger	5,466,912	A	11/1995	Dornbush et al.
3,529,582	A	9/1970	Hurko et al.	5,485,780	A	1/1996	Koether et al.
3,610,885	A	10/1971	Zingg	5,513,558	A	5/1996	Erickson et al.
3,821,454	A	6/1974	Lobel	5,526,734	A	6/1996	Harrison
3,828,760	A	8/1974	Farber et al.	5,528,734	A	6/1996	Sanchez
4,071,739	A	1/1978	Jenn et al.	5,549,039	A	8/1996	Ito et al.
4,106,486	A	8/1978	Lee	5,567,458	A	10/1996	Wu
4,106,488	A	8/1978	Gordon	5,588,352	A	12/1996	Harrison
4,148,250	A	4/1979	Miki et al.	5,590,583	A	1/1997	Harrison
4,162,741	A	7/1979	Walker et al.	5,615,607	A	4/1997	Delaquis et al.
4,210,072	A	7/1980	Pedrini	5,619,983	A	4/1997	Smith
4,241,288	A	12/1980	Aoshima et al.	5,632,403	A	5/1997	Deng
4,268,741	A	5/1981	O'brien	5,649,476	A	7/1997	Montagnino et al.
4,313,051	A	1/1982	Aoshima	5,676,044	A	10/1997	Lara, Jr.
4,315,138	A	2/1982	Miwa	5,699,722	A	12/1997	Erickson et al.
4,374,318	A	2/1983	Gilliom	5,740,721	A	4/1998	Bizzard et al.
4,374,319	A	2/1983	Guibert	5,768,976	A	6/1998	Suk
4,410,030	A	10/1983	Skala	5,839,357	A	11/1998	Ha et al.
4,430,557	A	2/1984	Eichelberger et al.	5,865,104	A	2/1999	Sham et al.
4,484,063	A	11/1984	Whittenburg et al.	5,896,808	A	4/1999	Graur
4,484,083	A	11/1984	Jefferies	5,932,130	A	8/1999	Taino
4,509,412	A	4/1985	Whittenburg et al.	5,957,038	A	9/1999	Shimazaki
4,528,975	A	7/1985	Wang	5,967,021	A	10/1999	Yung
4,591,698	A	5/1986	Chang	5,970,858	A	10/1999	Boehm et al.
4,622,231	A	11/1986	Swartley	6,006,939	A	12/1999	Wai
4,625,097	A	11/1986	Miwa	6,014,986	A	1/2000	Baumgarten
4,670,282	A	6/1987	Onishi et al.	6,016,797	A	1/2000	Nowicke, Jr.
4,700,685	A	* 10/1987	Miller A21B 1/24 219/400	6,019,029	A	2/2000	Chan
4,728,762	A	3/1988	Roth et al.	6,023,050	A	2/2000	Violi
4,771,162	A	9/1988	Schatz et al.	6,060,698	A	5/2000	Petrides et al.
4,829,158	A	5/1989	Burnham	6,066,837	A	5/2000	McCormick et al.
4,848,217	A	7/1989	Koziol	6,067,896	A	5/2000	Elorza
4,889,972	A	12/1989	Chang	6,070,518	A	6/2000	Kao
4,995,313	A	2/1991	Delau et al.	6,082,249	A	7/2000	Su
5,000,085	A	3/1991	Archer	6,083,543	A	7/2000	Kim et al.
5,008,508	A	4/1991	Skerker et al.	6,097,016	A	8/2000	Hirata et al.
5,012,071	A	4/1991	Henke	6,103,291	A	8/2000	Fernandez
				6,104,004	A	8/2000	Ragland et al.
				6,105,808	A	8/2000	Mendonca
				6,116,151	A	9/2000	Fickert et al.
				6,125,737	A	10/2000	Chang
				6,135,012	A	10/2000	Kao
				6,135,013	A	10/2000	Barrena
				6,158,606	A	12/2000	Oliver
				6,173,643	B1	1/2001	Qian et al.
				6,178,876	B1	1/2001	Kao
				6,191,393	B1	2/2001	Park
				6,201,217	B1	3/2001	Moon et al.
				6,242,025	B1	6/2001	Lesky et al.
				6,252,206	B1	6/2001	Leukhardt, III et al.
				6,255,630	B1	7/2001	Barnes et al.
				6,257,124	B1	7/2001	Chen
				6,262,396	B1	7/2001	Witt et al.
				6,267,046	B1	7/2001	Wanat
				6,268,592	B1	7/2001	Hu et al.
				6,269,737	B1	8/2001	Rigney et al.
				6,271,504	B1	8/2001	Barritt
				6,283,014	B1	9/2001	Ng et al.
				6,283,015	B1	9/2001	Kwon et al.
				6,320,166	B1	11/2001	Park
				6,355,914	B1	3/2002	Stockley
				6,384,381	B2	5/2002	Witt et al.
				6,393,969	B1	5/2002	Kim

(56)

References Cited

U.S. PATENT DOCUMENTS

D458,078	S	6/2002	Lin	6,965,094	B1	11/2005	Friedman
6,399,925	B1	6/2002	Pickering et al.	6,972,397	B2	12/2005	Ha
6,414,254	B1	7/2002	Mcnair	7,009,147	B1	3/2006	Schulte
6,425,320	B1	7/2002	Chameroy et al.	7,012,220	B2	3/2006	Boyer et al.
6,443,053	B1	9/2002	Rossi	7,012,221	B2	3/2006	Li
6,450,085	B1	9/2002	Riesselmann	7,021,203	B2	4/2006	Backus et al.
6,450,361	B1	9/2002	Mendelson et al.	7,021,204	B2	4/2006	Backus et al.
6,454,225	B1	9/2002	Jaworski	7,024,104	B2	4/2006	Moore et al.
6,455,085	B1	9/2002	Duta	7,045,745	B2	5/2006	Kim
6,467,645	B2	10/2002	Park	7,053,337	B2	5/2006	Ragan et al.
6,486,453	B1	11/2002	Bales et al.	7,060,941	B1	6/2006	Embury et al.
6,494,337	B1	12/2002	Moroni	7,060,943	B2	6/2006	Hwang
6,505,545	B2	1/2003	Kennedy et al.	7,081,601	B2	7/2006	Boyer et al.
6,509,550	B1	1/2003	Li	7,082,871	B2	8/2006	Schultz
6,513,420	B1	2/2003	Park	7,086,326	B2	8/2006	Yokoyama
6,523,459	B1	2/2003	Chameroy et al.	7,087,873	B2	8/2006	Hayakawa et al.
6,528,772	B1	3/2003	Graves et al.	7,091,454	B2	8/2006	Cho et al.
6,540,097	B1	4/2003	Beck et al.	7,105,778	B1	9/2006	Delong et al.
6,545,252	B2	4/2003	Wang	7,105,780	B2	9/2006	De Longhi
6,552,309	B1	4/2003	Kish et al.	7,126,088	B2	10/2006	Horton et al.
6,559,427	B1	5/2003	Barnes et al.	7,148,451	B2	12/2006	Miyake et al.
6,565,903	B2	5/2003	Ng et al.	7,154,069	B1	12/2006	Gordon
6,568,314	B1	5/2003	Stepanova	7,156,087	B1	1/2007	Churchill et al.
6,573,483	B1	6/2003	Decobert et al.	7,157,675	B2	1/2007	Imura
6,602,530	B1	8/2003	Weber et al.	7,166,822	B1	1/2007	Chang et al.
6,603,099	B2	8/2003	Gouthiere	7,171,923	B2	2/2007	Hayakawa et al.
6,604,453	B2	8/2003	Niese	7,208,701	B2	4/2007	Fraccon et al.
6,615,706	B1	9/2003	Wu	7,208,702	B2	4/2007	Choi
6,615,708	B1	9/2003	Lin	7,238,921	B2	7/2007	Beesley et al.
6,617,554	B2	9/2003	Moon et al.	7,250,587	B2	7/2007	Ely et al.
6,631,824	B2	10/2003	Park	7,250,588	B2	7/2007	Ely et al.
6,648,162	B1	11/2003	Wooderson et al.	7,261,101	B2	8/2007	Kim
6,657,167	B2	12/2003	Loveless	7,276,677	B1	10/2007	Shelton
6,669,047	B2	12/2003	Wooderson et al.	7,285,751	B2	10/2007	Li
6,695,319	B1	2/2004	Anota et al.	7,304,271	B2	12/2007	Cho et al.
D487,212	S	3/2004	Park	7,317,173	B2	1/2008	Bartelick et al.
6,698,337	B1	3/2004	Park	7,322,279	B2	1/2008	Cartigny et al.
6,703,061	B2	3/2004	Kennedy et al.	7,322,280	B2	1/2008	Seurat et al.
6,705,209	B2	3/2004	Yang et al.	7,325,481	B2	2/2008	Helm
6,723,963	B2	4/2004	Ronda	7,368,688	B2	5/2008	Kim et al.
6,730,881	B1	5/2004	Arntz et al.	7,373,874	B2	5/2008	Seurat et al.
6,730,882	B2	5/2004	Atkinson	7,377,208	B2	5/2008	Ho et al.
6,730,889	B1	5/2004	Jones-Lawlor	7,389,721	B2	6/2008	Wanat
6,732,636	B1	5/2004	Germano	7,411,159	B2	8/2008	Oosterling
6,736,131	B2	5/2004	Yamamoto et al.	7,412,922	B2	8/2008	Mclemore
6,740,855	B1	5/2004	Decobert et al.	7,418,960	B2	9/2008	Saksena
6,742,445	B2	6/2004	Backus et al.	7,451,691	B2	11/2008	Robertson
6,747,250	B1	6/2004	Cha	7,451,692	B2	11/2008	Baraille et al.
6,755,319	B2	6/2004	Park	7,468,495	B2	12/2008	Carbone et al.
6,758,132	B1	7/2004	Kuo et al.	7,523,696	B2	4/2009	Seurat et al.
6,777,651	B1	8/2004	Boyer	7,530,302	B2	5/2009	Stephanou
6,782,805	B2	8/2004	Backus et al.	7,537,004	B2	5/2009	Reay
6,782,806	B2	8/2004	Backus et al.	7,565,862	B2	7/2009	Cartigny et al.
6,802,429	B1	10/2004	Wildman	7,605,349	B2	10/2009	Gaynor et al.
6,809,297	B2	10/2004	Moon et al.	D604,098	S	11/2009	Hamlin
6,812,433	B1	11/2004	Barritt	7,619,186	B2	11/2009	Cavada et al.
6,815,644	B1	11/2004	Muegge et al.	7,624,674	B2	12/2009	Chameroy et al.
6,831,254	B2	12/2004	Barritt	7,637,206	B2	12/2009	Seurat Guiochet et al.
6,833,534	B2	12/2004	Bellassai et al.	7,669,521	B2	3/2010	Cartigny et al.
6,837,150	B2	1/2005	Backus et al.	7,669,591	B2	3/2010	Fossati et al.
6,841,762	B2	1/2005	Suzuki	7,677,160	B2	3/2010	Tippmann et al.
6,845,707	B1	1/2005	Xu et al.	7,703,385	B2	4/2010	Seurat et al.
6,846,504	B1	1/2005	Yarnell	7,718,928	B2	5/2010	He et al.
6,851,351	B2	2/2005	Payen et al.	7,726,508	B2	6/2010	Hasegawa
6,872,921	B1	3/2005	Decobert et al.	7,745,763	B2	6/2010	Fraccon et al.
6,874,408	B2	4/2005	Backus et al.	7,759,615	B2	7/2010	Ando et al.
6,877,633	B2	4/2005	Niese	7,762,420	B2	7/2010	Auwaerter et al.
6,903,310	B1	6/2005	Lee, III	7,766,003	B2	8/2010	Kim et al.
6,917,017	B2	7/2005	Moon et al.	7,775,390	B2	8/2010	De Bastos Reis Portugal et al.
6,930,286	B2	8/2005	Kim	7,800,022	B2	9/2010	Kim
6,933,477	B2	8/2005	Becker et al.	7,810,488	B2	10/2010	Manganiello et al.
6,935,223	B2	8/2005	Kobayashi	7,838,799	B2	11/2010	Freedman
6,936,795	B1	8/2005	Moon et al.	7,856,875	B2	12/2010	Jeon et al.
6,936,801	B1	8/2005	Head	7,875,836	B2	1/2011	Imura et al.
6,941,857	B2	9/2005	Mclemore	7,915,568	B2	3/2011	Wang
				D635,393	S	4/2011	Nakatani
				7,921,768	B2	4/2011	Fernandez et al.
				7,935,914	B2	5/2011	Imura
				7,943,888	B2	5/2011	Barnes et al.

(56)

References Cited

U.S. PATENT DOCUMENTS

7,964,824 B2	6/2011	Moon	8,946,604 B2	2/2015	Kaiser et al.
7,968,824 B2	6/2011	Lee et al.	8,960,081 B2	2/2015	Beard et al.
7,980,171 B2	7/2011	Groll	8,973,770 B2	3/2015	He et al.
8,006,684 B2	8/2011	Lee et al.	8,985,372 B2	3/2015	Yang et al.
8,006,685 B2	8/2011	Bolton et al.	8,991,307 B2	3/2015	Grözinger et al.
8,011,293 B2	9/2011	Mcfadden et al.	8,993,934 B2	3/2015	Giazzon et al.
8,042,533 B2	10/2011	Dobie et al.	D727,095 S	4/2015	Bak
8,080,766 B2	12/2011	Frock et al.	9,018,566 B2	4/2015	Wang
8,096,436 B2	1/2012	Rhetat et al.	9,027,468 B2	5/2015	Rhetat et al.
8,096,440 B2	1/2012	Rhetat et al.	9,035,223 B2	5/2015	Noguchi et al.
8,152,083 B2	4/2012	Bower et al.	9,055,618 B2	6/2015	Bunzel et al.
8,166,871 B2	5/2012	Veltrop et al.	9,057,526 B2	6/2015	Barritt
8,205,543 B2	6/2012	Rhetat et al.	9,066,523 B2	6/2015	Seitz et al.
8,247,751 B2	8/2012	Jagannathan	9,115,905 B2	8/2015	Giazzon et al.
8,258,435 B2	9/2012	Bonuso et al.	9,119,501 B2	9/2015	Xie
8,267,008 B2	9/2012	Yasuhara	9,125,513 B2	9/2015	Kim
D669,730 S	10/2012	Mandil	9,127,849 B2	9/2015	Kang et al.
8,276,507 B1	10/2012	Walker	9,138,106 B2	9/2015	Walker
8,286,548 B2	10/2012	Krishnan et al.	9,173,408 B2	11/2015	Yamamoto et al.
8,299,404 B2	10/2012	Van Der Weij	9,177,460 B2	11/2015	Fissler
8,302,800 B2	11/2012	Hasegawa	9,182,126 B2	11/2015	Cartwright et al.
8,304,695 B2	11/2012	Bonuso et al.	9,191,998 B2	11/2015	Hegedis et al.
8,330,083 B2	12/2012	Moon et al.	9,220,362 B2	12/2015	Eades et al.
8,338,757 B2	12/2012	Isoda et al.	9,237,829 B2	1/2016	Alet Vidal et al.
8,369,695 B2	2/2013	Lee et al.	D749,906 S	2/2016	Lee
8,378,265 B2	2/2013	Greenwood et al.	9,247,842 B2	2/2016	Cheung et al.
8,381,712 B1	2/2013	Simms, II	9,271,595 B2	3/2016	Lee
8,393,262 B1	3/2013	Molayem	9,295,354 B2	3/2016	Sloot et al.
8,420,983 B2	4/2013	Ohashi et al.	9,295,355 B2	3/2016	Kwag et al.
8,461,488 B2	6/2013	Jeong et al.	D754,469 S	4/2016	Deters
8,481,488 B2	7/2013	Carter	9,301,644 B2	4/2016	Payen et al.
8,517,006 B2	8/2013	Frock et al.	9,314,134 B2	4/2016	Molnar
8,517,205 B2	8/2013	Thelen	9,320,381 B2	4/2016	Chameroy et al.
8,525,081 B2	9/2013	Colburn et al.	9,326,633 B2	5/2016	Lin
8,544,381 B2	10/2013	Cartigny et al.	9,339,145 B1	5/2016	Owczarzak
8,546,731 B2	10/2013	Pellerin et al.	9,341,382 B2	5/2016	Kim
8,561,525 B2	10/2013	Bauchot et al.	9,345,358 B2	5/2016	Zhang et al.
8,578,293 B2	11/2013	Breunig et al.	9,351,495 B2	5/2016	McFadden
8,581,137 B2	11/2013	Egenter	9,353,954 B2	5/2016	Linnewiel
8,601,939 B2	12/2013	Saksena et al.	9,375,021 B2	6/2016	Raghavan et al.
8,604,394 B2	12/2013	Wu et al.	9,414,713 B2	8/2016	Jinzhao
8,618,447 B2	12/2013	De' Longhi	9,433,036 B2	8/2016	Kurimoto et al.
8,637,797 B2	1/2014	Imura	9,439,530 B2	9/2016	Logan et al.
D699,514 S	2/2014	Lovley et al.	D769,058 S	10/2016	Lee
8,640,908 B2	2/2014	Yang et al.	9,456,713 B2	10/2016	Backaert et al.
8,674,270 B2	3/2014	Anderson et al.	9,470,423 B2	10/2016	Jacob et al.
8,689,680 B2	4/2014	Park	9,474,412 B2	10/2016	Fung et al.
8,695,487 B2	4/2014	Sakane et al.	D772,648 S	11/2016	Palermo
8,709,905 B2	4/2014	Crayfourd	9,480,364 B2	11/2016	McKee et al.
8,714,391 B2	5/2014	Milanesi	D774,350 S	12/2016	Mandil
8,726,792 B2	5/2014	Shealy et al.	D774,356 S	12/2016	Maiorana et al.
8,733,574 B2	5/2014	Heidrich et al.	9,526,367 B2	12/2016	Anota et al.
D707,078 S	6/2014	Rivera et al.	9,545,168 B2	1/2017	Gabara
8,739,690 B2	6/2014	Chameroy et al.	9,565,963 B2	2/2017	Jeon et al.
8,747,933 B1	6/2014	McGinn	9,565,964 B2	2/2017	Yang et al.
8,766,144 B2	7/2014	McCloughlin et al.	9,585,509 B2	3/2017	Wassmus et al.
8,777,038 B2	7/2014	Wen	9,596,954 B2	3/2017	Park
8,783,498 B2	7/2014	Li	9,615,408 B2	4/2017	Metz et al.
8,783,947 B2	7/2014	Ferron et al.	9,615,688 B2	4/2017	Shibuya et al.
D710,647 S	8/2014	Mandil et al.	9,615,691 B2	4/2017	Xiao
8,800,803 B2	8/2014	Stellwag	9,615,692 B2	4/2017	Hoffmann et al.
8,808,772 B2	8/2014	Lubrina et al.	9,615,694 B2	4/2017	Yoshidome
8,813,635 B2	8/2014	Dragan	9,629,499 B2	4/2017	Kim
8,813,989 B2	8/2014	Hoffmann et al.	9,629,500 B2	4/2017	Chance
8,820,220 B2	9/2014	Thelen et al.	9,636,618 B2	5/2017	Fung et al.
8,840,908 B2	9/2014	Reed et al.	9,642,487 B1	5/2017	McGinn
8,847,129 B2	9/2014	Kim et al.	9,648,975 B2	5/2017	Imura
8,869,829 B2	10/2014	Hasegawa	9,648,985 B2	5/2017	Huang et al.
8,887,939 B2	11/2014	Chameroy et al.	9,675,197 B2	6/2017	Schobloch et al.
D719,398 S	12/2014	Deters	9,681,770 B2	6/2017	Backaert et al.
D720,571 S	1/2015	Deters	9,681,773 B2	6/2017	McKee et al.
8,931,402 B2	1/2015	Chameroy et al.	9,683,747 B2	6/2017	Raghavan et al.
8,931,659 B2	1/2015	Rhetat et al.	9,700,172 B2	7/2017	Tanaka et al.
8,944,272 B2	2/2015	Chameroy et al.	9,706,870 B2	7/2017	Hoehn et al.
8,944,273 B2	2/2015	Chameroy et al.	9,706,871 B2	7/2017	Matthijs
			9,717,363 B2	8/2017	Pan
			9,717,364 B2	8/2017	Sladeczek
			9,737,936 B2	8/2017	Linglin et al.
			9,743,794 B2	8/2017	Shibuya et al.

(56)

References Cited

U.S. PATENT DOCUMENTS

9,750,089 B2	8/2017	Wiedemann et al.	10,194,769 B2	2/2019	Kodden
9,756,980 B1	9/2017	Li et al.	10,208,964 B2	2/2019	Cupp et al.
9,756,981 B2	9/2017	Fung	D842,649 S	3/2019	Mishan
9,763,531 B2	9/2017	Baraille et al.	10,231,291 B2	3/2019	Kim
D801,106 S	10/2017	Mirchandani et al.	10,231,292 B2	3/2019	Kim et al.
9,775,461 B2	10/2017	Yang et al.	10,231,565 B2	3/2019	Song et al.
9,788,678 B2	10/2017	Abe et al.	10,231,574 B2	3/2019	Strang
9,795,250 B2	10/2017	Huang	10,244,883 B2	4/2019	Chameroy et al.
9,801,487 B2	10/2017	Park et al.	10,253,989 B2	4/2019	Helm et al.
9,801,491 B2	10/2017	Cohade et al.	10,258,049 B2	4/2019	Engstrom
9,814,355 B2	11/2017	Winter et al.	10,260,755 B2	4/2019	Bach
9,841,261 B2	12/2017	Raghavan et al.	10,260,758 B2	4/2019	Colozzo et al.
9,854,931 B2	1/2018	Rocklinger et al.	10,260,759 B2	4/2019	Colozzo et al.
9,854,932 B2	1/2018	Tiruvallur	10,271,686 B2	4/2019	Roy
9,854,941 B2	1/2018	Bonaccorso	10,274,206 B2	4/2019	Chen
9,861,231 B2	1/2018	Kim	10,278,241 B2	4/2019	Shibuya et al.
9,867,234 B2	1/2018	Thomann et al.	10,278,532 B2	5/2019	Metz
9,872,581 B2	1/2018	Braden et al.	10,281,159 B2	5/2019	Park et al.
9,872,582 B2	1/2018	Song et al.	10,288,311 B2	5/2019	Cho et al.
9,877,610 B2	1/2018	Bucher et al.	10,295,192 B2	5/2019	Yoshimura et al.
9,883,768 B2	2/2018	Starflinger	10,299,621 B1	5/2019	Bourgeois et al.
9,888,811 B2	2/2018	Zwanenburg et al.	10,327,587 B2	6/2019	Liao
9,890,946 B2	2/2018	Shibuya et al.	10,330,323 B2	6/2019	Kim et al.
9,895,028 B2	2/2018	Gerard et al.	10,342,375 B2	7/2019	Chen
9,900,936 B2	2/2018	Imm et al.	10,344,988 B2	7/2019	Gattei
9,903,597 B2	2/2018	Nishijima et al.	10,349,775 B2	7/2019	Lego et al.
9,907,435 B2	3/2018	Kohler et al.	10,360,812 B2	7/2019	Koenning et al.
9,909,764 B2	3/2018	Bach	10,368,403 B2	7/2019	Hayashi et al.
9,924,825 B2	3/2018	Zakowski et al.	10,368,681 B2	8/2019	Kataoka et al.
9,924,830 B1	3/2018	Glucksman et al.	10,376,087 B2	8/2019	Cornelissen
D815,491 S	4/2018	Hollinger	10,385,550 B2	8/2019	Lu et al.
9,930,990 B1	4/2018	Gupta et al.	10,390,656 B2	8/2019	Gill et al.
9,936,837 B1	4/2018	Granberry	10,398,249 B2	9/2019	Becker et al.
D817,697 S	5/2018	Zhao	10,405,686 B2	9/2019	Patel et al.
9,961,721 B2	5/2018	Guilleminot et al.	10,405,697 B2	9/2019	Gill et al.
9,961,929 B2	5/2018	Olsson	10,405,698 B2	9/2019	Gill et al.
9,962,029 B2	5/2018	Baraille et al.	10,413,109 B2	9/2019	Krebs et al.
9,980,605 B2	5/2018	De Haas et al.	10,413,121 B2	9/2019	Gill et al.
10,016,085 B2	7/2018	Sapire	10,413,122 B2	9/2019	Gill et al.
10,021,889 B2	7/2018	Vinett	10,448,778 B2	10/2019	Watson et al.
10,022,015 B2	7/2018	Marco et al.	10,451,290 B2	10/2019	Mayberry
10,022,021 B2	7/2018	Sudhir	10,463,186 B2	11/2019	Di Ronco et al.
10,034,578 B2	7/2018	Ahmed	10,470,609 B2	11/2019	Gerard et al.
D824,717 S	8/2018	Allen	10,470,614 B2	11/2019	Lang et al.
D826,638 S	8/2018	Zhang	10,485,378 B2	11/2019	Gill et al.
10,045,651 B2	8/2018	Huang	10,492,637 B2	12/2019	Abe et al.
10,047,961 B2	8/2018	Choi	10,492,638 B2	12/2019	Guegan et al.
10,051,986 B2	8/2018	Schultz et al.	10,499,760 B2	12/2019	Blond
10,051,995 B2	8/2018	Buckley et al.	10,512,359 B2	12/2019	Xu et al.
10,054,317 B2	8/2018	Franzolin	10,517,306 B1	12/2019	Meirav
10,057,946 B2	8/2018	Mills et al.	10,524,317 B2	12/2019	Kondo et al.
10,058,210 B2	8/2018	Palermo	10,524,604 B2	1/2020	Bjork et al.
10,060,632 B2	8/2018	Lim et al.	10,533,752 B2	1/2020	Faraldi et al.
10,064,518 B2	9/2018	Xiao et al.	10,561,273 B2	2/2020	Patel et al.
10,076,206 B2	9/2018	Chameroy et al.	10,561,274 B2	2/2020	Huang
D832,023 S	10/2018	Barberi et al.	10,561,277 B1	2/2020	Swayne et al.
D832,030 S	10/2018	Veldeman	10,575,679 B1	3/2020	Cheng et al.
10,088,371 B2	10/2018	Kaiser et al.	10,578,310 B2	3/2020	Joo et al.
10,092,128 B2	10/2018	Seitz et al.	10,588,445 B2	3/2020	Gustavsson
10,094,576 B2	10/2018	Kim et al.	10,602,869 B2	3/2020	Yu et al.
10,098,354 B2	10/2018	Faraldi et al.	10,638,868 B1	5/2020	Straight
D833,204 S	11/2018	Lee	10,638,869 B2	5/2020	Kataoka et al.
10,117,546 B2	11/2018	Le Grand	10,638,882 B1	5/2020	He et al.
10,119,708 B2	11/2018	Bartelick et al.	10,645,765 B2	5/2020	Shibuya et al.
10,123,556 B2	11/2018	Distaso et al.	10,667,639 B2	6/2020	Mederer
10,123,656 B2	11/2018	Shanmugam	10,674,855 B2	6/2020	Rosalia et al.
10,125,978 B2	11/2018	Shibuya et al.	10,674,864 B2	6/2020	Trtic
10,130,205 B2	11/2018	Fung et al.	10,674,868 B2	6/2020	Gill et al.
D834,889 S	12/2018	Moon et al.	10,687,650 B2	6/2020	Huang et al.
10,143,324 B2	12/2018	Kataoka et al.	10,690,352 B2	6/2020	Smith et al.
10,143,327 B2	12/2018	Freeman et al.	10,694,753 B2	6/2020	Reese et al.
10,154,750 B2	12/2018	Allemand et al.	10,694,882 B2	6/2020	Huang
D838,548 S	1/2019	Meller	10,694,891 B2	6/2020	Huang
10,172,494 B2	1/2019	Long	10,729,282 B2	8/2020	Bonaccorso
10,178,924 B2	1/2019	French et al.	10,746,412 B1	8/2020	Artt
			2002/0179587 A1	12/2002	Hui
			2002/0185012 A1	12/2002	Yokoyama
			2003/0034027 A1	2/2003	Yamamoto et al.
			2003/0127447 A1	7/2003	Lin

(56)		References Cited					
		U.S. PATENT DOCUMENTS					
2004/0035845	A1	2/2004	Moon et al.	2012/0192726	A1	8/2012	Clearman et al.
2004/0045446	A1	3/2004	Park	2012/0217236	A1	8/2012	Takagi
2004/0055474	A1	3/2004	Lekic et al.	2012/0217252	A1	8/2012	Jung
2004/0112362	A1	6/2004	Bruno et al.	2012/0222665	A1	9/2012	Ahmed
2004/0124197	A1	7/2004	Hasegawa	2012/0222865	A1	9/2012	Larson et al.
2004/0216731	A1	11/2004	Personnetaz et al.	2012/0318149	A1	12/2012	Ahmed
2004/0222208	A1	11/2004	Ko	2013/0019759	A1	1/2013	Tumenbatur et al.
2004/0253348	A1	12/2004	Woodward et al.	2013/0061765	A1	3/2013	Reinhart
2005/0011370	A1	1/2005	Xu et al.	2013/0074702	A1	3/2013	Difante
2005/0034716	A1	2/2005	Harbin	2013/0092145	A1	4/2013	Murphy et al.
2005/0089318	A1	4/2005	Lai et al.	2013/0104875	A1	5/2013	Schultz et al.
2005/0139089	A1	6/2005	Seurat et al.	2013/0156906	A1	6/2013	Raghavan et al.
2005/0223906	A1	10/2005	Xu et al.	2013/0180413	A1	7/2013	Tjerkgaast et al.
2005/0284305	A1	12/2005	Angue	2013/0180986	A1	7/2013	He et al.
2006/0081235	A1	4/2006	Lundh et al.	2013/0196038	A1	8/2013	Liu
2007/0045284	A1	3/2007	Balk et al.	2013/0236614	A1	9/2013	Schandel et al.
2007/0095215	A1	5/2007	Ho et al.	2013/0255509	A1	10/2013	He et al.
2007/0125768	A1	6/2007	Kim et al.	2013/0276643	A1	10/2013	Krolick et al.
2007/0158335	A1	7/2007	Mansbery	2013/0278643	A1	10/2013	Otsuka et al.
2007/0199557	A1	8/2007	Von Kaenel	2013/0298781	A1	11/2013	Ganuzza et al.
2007/0210062	A1	9/2007	Gaynor et al.	2013/0305933	A1	11/2013	Heidrich et al.
2007/0295221	A1	12/2007	Seurat Guiochet et al.	2013/0333685	A1	12/2013	Jeong et al.
2008/0022861	A1	1/2008	Ferron	2014/0021191	A1	1/2014	Moon et al.
2008/0078371	A1	4/2008	Boscaino	2014/0044851	A1	2/2014	Kennedy
2008/0078755	A1	4/2008	Jeon et al.	2014/0083306	A1	3/2014	Lee
2008/0083730	A1	4/2008	Dolgov et al.	2014/0083992	A1	3/2014	Linnewiel
2008/0095905	A1	4/2008	Sells et al.	2014/0102315	A1	4/2014	Park
2008/0099008	A1	5/2008	Bolton et al.	2014/0157994	A1	6/2014	Ryan et al.
2008/0105135	A1	5/2008	Mcfadden et al.	2014/0175085	A1	6/2014	Yang et al.
2008/0105137	A1	5/2008	Genslak et al.	2014/0199454	A1	7/2014	Storek et al.
2008/0142498	A1	6/2008	He et al.	2014/0199459	A1	7/2014	Jackson et al.
2008/0163764	A1	7/2008	Payen et al.	2014/0201688	A1	7/2014	Guilleminot et al.
2008/0173631	A1	7/2008	Gagas et al.	2014/0220196	A1	8/2014	Veloo
2008/0206420	A1	8/2008	Mcfadden	2014/0220198	A1	8/2014	Konuklar
2008/0213447	A1	9/2008	Payen et al.	2014/0227411	A1	8/2014	Popeil et al.
2008/0216671	A1	9/2008	Chen	2014/0245898	A1	9/2014	Froza
2008/0223224	A1	9/2008	Martin	2014/0246419	A1	9/2014	Li
2008/0290090	A1	11/2008	Kindler et al.	2014/0251158	A1	9/2014	Yang et al.
2008/0314258	A1	12/2008	Martin	2014/0251162	A1	9/2014	Zhou
2009/0011101	A1	1/2009	Doherty et al.	2014/0311360	A1*	10/2014	Bartelick F24C 15/327 219/400
2009/0013988	A1	1/2009	Kim et al.	2014/0318385	A1	10/2014	Kim
2009/0064868	A1	3/2009	Cartossi	2014/0318386	A1	10/2014	Kim
2009/0095166	A1	4/2009	Jian	2014/0318387	A1	10/2014	Kim
2009/0134140	A1	5/2009	Van Der Weij	2014/0318388	A1	10/2014	Kim
2009/0139981	A1	6/2009	Moon	2014/0318389	A1	10/2014	Kim
2009/0223380	A1	9/2009	Van	2014/0322417	A1	10/2014	Kim
2009/0223386	A1	9/2009	Edwards et al.	2014/0348987	A1	11/2014	Cheng et al.
2009/0250452	A1	10/2009	Tse	2014/0353316	A1	12/2014	Lin
2010/0089248	A1	4/2010	Jones	2014/0360384	A1	12/2014	Kim
2010/0136194	A1	6/2010	Schutte	2014/0366746	A1	12/2014	Tsai
2010/0147159	A1	6/2010	Fossati	2014/0370176	A1	12/2014	Imura et al.
2010/0147824	A1	6/2010	Bonuso et al.	2014/0373729	A1	12/2014	Kim et al.
2010/0206289	A1	8/2010	Larsen et al.	2014/0377417	A1	12/2014	Martinez
2010/0282097	A1	11/2010	Schulte	2015/0000535	A1	1/2015	Yoshidome et al.
2010/0310733	A1	12/2010	Hoffman	2015/0020693	A1	1/2015	French et al.
2011/0003048	A1	1/2011	Sugimoto et al.	2015/0028022	A1	1/2015	Moon et al.
2011/0095015	A1	4/2011	Kao	2015/0040775	A1	2/2015	Shieh
2011/0120319	A1	5/2011	Chang	2015/0059595	A1	3/2015	Rand et al.
2011/0126719	A1	6/2011	Valance	2015/0083107	A1	3/2015	Busch et al.
2011/0146653	A1	6/2011	Kitatani	2015/0122137	A1	5/2015	Chang
2011/0147376	A1	6/2011	Ueda et al.	2015/0136769	A1	5/2015	Quinn et al.
2011/0168158	A1	7/2011	Barkhouse	2015/0173551	A1	6/2015	Carbone et al.
2011/0248020	A1	10/2011	Yuan	2015/0192289	A1	7/2015	Gattei et al.
2011/0268153	A1	11/2011	He et al.	2015/0201788	A1	7/2015	Douma et al.
2012/0003364	A1	1/2012	Kling et al.	2015/0201806	A1	7/2015	Yoshidome
2012/0009317	A1	1/2012	Mclimore	2015/0208845	A1	7/2015	Robbins et al.
2012/0012584	A1	1/2012	Chameroy et al.	2015/0208858	A1	7/2015	Robbins et al.
2012/0024164	A1	2/2012	Park et al.	2015/0223627	A1	8/2015	Li et al.
2012/0024169	A1	2/2012	Hsu	2015/0226438	A1	8/2015	Ozyurt et al.
2012/0040067	A1	2/2012	Baraille et al.	2015/0250187	A1	9/2015	Sakane et al.
2012/0048843	A1	3/2012	Feng et al.	2015/0257208	A1	9/2015	Li et al.
2012/0125313	A1	5/2012	Van Der Weij	2015/0292750	A1	10/2015	Delrue et al.
2012/0174797	A1	7/2012	Froza	2015/0305093	A1	10/2015	Smith et al.
2012/0181363	A1	7/2012	Huang	2015/0312964	A1	10/2015	Sorenson et al.
2012/0192722	A1	8/2012	Foster	2015/0313399	A1	11/2015	Park
				2015/0351578	A1	12/2015	Song et al.
				2015/0354827	A1	12/2015	Faraldi et al.
				2015/0366399	A1	12/2015	Lee

(56)

References Cited

U.S. PATENT DOCUMENTS

2015/0366402	A1	12/2015	Wu et al.	2017/0231257	A1	8/2017	Thul et al.
2016/0007644	A1	1/2016	Hack et al.	2017/0231415	A1	8/2017	Cheng et al.
2016/0007789	A1	1/2016	Tiruvallur	2017/0231430	A1	8/2017	Moon et al.
2016/0029829	A1	2/2016	Klein	2017/0245674	A1	8/2017	Imura
2016/0033141	A1	2/2016	Rizzuto	2017/0245683	A1	8/2017	Chen et al.
2016/0037955	A1	2/2016	Kim	2017/0245686	A1	8/2017	Man
2016/0045067	A1	2/2016	Liao	2017/0251872	A1	9/2017	Li et al.
2016/0051077	A1	2/2016	Sloot et al.	2017/0251874	A1	9/2017	Sladeczek
2016/0051078	A1	2/2016	Jenkins et al.	2017/0258268	A1	9/2017	Kazanas et al.
2016/0051086	A1	2/2016	De' Longhi	2017/0276378	A1	9/2017	Faraldi et al.
2016/0066738	A1	3/2016	Shibuya et al.	2017/0280914	A1	10/2017	Kumar et al.
2016/0073814	A1	3/2016	Kiriishi et al.	2017/0290452	A1	10/2017	Guillaume et al.
2016/0081509	A1	3/2016	Delrue et al.	2017/0295993	A1	10/2017	Li et al.
2016/0100707	A1	4/2016	Huang	2017/0303740	A1	10/2017	Bonaccorso
2016/0100713	A1	4/2016	De Haas et al.	2017/0319006	A1	11/2017	Niizumi
2016/0113432	A1	4/2016	Cornelissen	2017/0332823	A1	11/2017	Sanseverino
2016/0113442	A1	4/2016	De Haas et al.	2017/0343221	A1	11/2017	Swayne et al.
2016/0120363	A1	5/2016	Zwanenburg et al.	2017/0360238	A1	12/2017	Bogazzi
2016/0120364	A1	5/2016	De Haas et al.	2017/0360254	A1	12/2017	Muhr et al.
2016/0123660	A1	5/2016	Peng	2017/0360255	A1	12/2017	Karau
2016/0135636	A1	5/2016	Song et al.	2017/0367514	A1	12/2017	In 't Groen et al.
2016/0150906	A1	6/2016	Lee et al.	2017/0370595	A1	12/2017	Yang et al.
2016/0165676	A1	6/2016	Imm et al.	2018/0000285	A1	1/2018	Backus et al.
2016/0174749	A1	6/2016	Eades et al.	2018/0007738	A1	1/2018	Knappenberger et al.
2016/0174764	A1	6/2016	Xiao	2018/0007744	A1	1/2018	Nonaka et al.
2016/0174771	A1	6/2016	Benoit et al.	2018/0014683	A1	1/2018	Glucksman
2016/0183722	A1	6/2016	Fisher	2018/0028017	A1	2/2018	Wu
2016/0192808	A1	7/2016	Van Der Burg et al.	2018/0035698	A1	2/2018	Mcnerney et al.
2016/0198882	A1	7/2016	Linglin	2018/0070596	A1	3/2018	Kim et al.
2016/0198883	A1	7/2016	Wang et al.	2018/0073739	A1	3/2018	Dumenil
2016/0206131	A1	7/2016	Chien	2018/0078089	A1	3/2018	Sauer et al.
2016/0206139	A1	7/2016	Johnson	2018/0103796	A1	4/2018	Park
2016/0206140	A1	7/2016	Johnson et al.	2018/0110355	A1	4/2018	Huang et al.
2016/0219653	A1	7/2016	Kim et al.	2018/0110373	A1	4/2018	Zhang et al.
2016/0220057	A1	8/2016	Smith et al.	2018/0116264	A1	5/2018	De Winter et al.
2016/0235078	A1	8/2016	Farina et al.	2018/0116438	A1	5/2018	He et al.
2016/0235239	A1	8/2016	Patadia	2018/0125293	A1	5/2018	Mcnerney et al.
2016/0253080	A1	9/2016	Ban et al.	2018/0125294	A1	5/2018	Conte et al.
2016/0270596	A1	9/2016	Allemand et al.	2018/0132648	A1	5/2018	Furlanetto et al.
2016/0278563	A1	9/2016	Choudhary	2018/0140126	A1	5/2018	Van Dillen
2016/0278565	A1	9/2016	Chameroy et al.	2018/0143086	A1	5/2018	Stoufer et al.
2016/0281994	A1	9/2016	Nuessler	2018/0146812	A1	5/2018	Choi
2016/0309940	A1	10/2016	Valance et al.	2018/0153329	A1	6/2018	Glucksman et al.
2016/0309956	A1	10/2016	Glucksman	2018/0160840	A1	6/2018	De' Longhi
2016/0316525	A1	10/2016	Vainionpaa	2018/0160849	A1	6/2018	Hebert, Jr. et al.
2016/0316968	A1	11/2016	Linglin	2018/0177322	A1	6/2018	Kim
2016/0324359	A1	11/2016	Aboujassoum et al.	2018/0177343	A1	6/2018	Bonaccorso
2016/0327280	A1	11/2016	Smith et al.	2018/0184843	A1	7/2018	Kim et al.
2016/0345766	A1	12/2016	Sapire	2018/0184848	A1	7/2018	De' Longhi
2016/0353913	A1	12/2016	Chameroy et al.	2018/0192825	A1	7/2018	Popeil et al.
2016/0353914	A1	12/2016	Chameroy et al.	2018/0199615	A1	7/2018	Zhang et al.
2016/0353915	A1	12/2016	Chameroy et al.	2018/0199756	A1	7/2018	Huang
2016/0353916	A1	12/2016	Chameroy et al.	2018/0206672	A1	7/2018	Grace et al.
2016/0360922	A1	12/2016	Xiao et al.	2018/0206677	A1	7/2018	Ivarsson et al.
2016/0367061	A1	12/2016	Chou	2018/0213965	A1	8/2018	Li
2016/0374510	A1	12/2016	Albizuri Landazabal	2018/0220498	A1	8/2018	Jeon et al.
2017/0000293	A1	1/2017	Sladeczek et al.	2018/0220842	A1	8/2018	Delrue et al.
2017/0016623	A1	1/2017	Rabie et al.	2018/0228318	A1	8/2018	Zwanenburg et al.
2017/0020334	A1	1/2017	Sorenson et al.	2018/0235396	A1	8/2018	Schönenberger
2017/0055770	A1	3/2017	Case	2018/0238560	A1	8/2018	Deng et al.
2017/0065127	A1	3/2017	Bonaccorso	2018/0255967	A1	9/2018	Haas et al.
2017/0071034	A1	3/2017	Metz	2018/0255971	A1	9/2018	Moon et al.
2017/0079475	A1	3/2017	Buckley et al.	2018/0263084	A1	9/2018	Yoshino et al.
2017/0089590	A1	3/2017	Bruin-slot et al.	2018/0263402	A1	9/2018	Li
2017/0095105	A1	4/2017	Clark et al.	2018/0266697	A1	9/2018	Dash et al.
2017/0099977	A1	4/2017	Liu	2018/0270915	A1	9/2018	Koetz
2017/0099984	A1	4/2017	Koetz	2018/0271321	A1	9/2018	Delrue et al.
2017/0099990	A1	4/2017	Magnouloux et al.	2018/0271322	A1	9/2018	Thai et al.
2017/0099995	A1	4/2017	Magnouloux	2018/0271323	A1	9/2018	Zhang et al.
2017/0119192	A1	5/2017	Sanseverino	2018/0279832	A1	10/2018	Ohta et al.
2017/0127871	A1	5/2017	Leung	2018/0289212	A1	10/2018	Sladeczek et al.
2017/0172335	A1	6/2017	Colas et al.	2018/0296019	A1	10/2018	Kim et al.
2017/0181564	A1	6/2017	He et al.	2018/0299138	A1	10/2018	Faraldi et al.
2017/0199658	A1	7/2017	Stoufer et al.	2018/0303285	A1	10/2018	Cheng
2017/0224157	A1	8/2017	Rummel et al.	2018/0317691	A1	11/2018	Huang
				2018/0317692	A1	11/2018	Huang
				2018/0317693	A1	11/2018	Huang
				2018/0325311	A1	11/2018	Feldman et al.
				2018/0325313	A1	11/2018	De' Longhi et al.

(56)

References Cited

U.S. PATENT DOCUMENTS

2018/0325318	A1	11/2018	De' Longhi et al.	2019/0231139	A1	8/2019	Gill et al.
2018/0325322	A1	11/2018	De' Longhi et al.	2019/0231140	A1	8/2019	Gill et al.
2018/0328645	A1	11/2018	Wang et al.	2019/0231141	A1	8/2019	Gill et al.
2018/0332993	A1	11/2018	Cho et al.	2019/0231142	A1	8/2019	Gill et al.
2018/0332994	A1	11/2018	Hasegawa	2019/0231143	A1	8/2019	Gill et al.
2018/0332999	A1	11/2018	Nie	2019/0239518	A1	8/2019	Mckee et al.
2018/0333004	A1	11/2018	De' Longhi et al.	2019/0246829	A1	8/2019	Zhou et al.
2018/0333005	A1	11/2018	Fritz et al.	2019/0246830	A1	8/2019	Ametepe et al.
2018/0338636	A1	11/2018	Ceccoli	2019/0246835	A1	8/2019	Tsai
2018/0340695	A1	11/2018	Park et al.	2019/0254473	A1	8/2019	Anthony et al.
2018/0344085	A1	12/2018	Dutter	2019/0254474	A1	8/2019	Anthony et al.
2018/0347829	A1	12/2018	Martini et al.	2019/0254476	A1	8/2019	Anthony et al.
2018/0353007	A1	12/2018	Eberhart et al.	2019/0269272	A1	9/2019	Itzkowitz
2018/0353010	A1	12/2018	Delrue et al.	2019/0269276	A1	9/2019	Gvili
2018/0359823	A1	12/2018	Shin et al.	2019/0274461	A1	9/2019	Nichols
2018/0363915	A1	12/2018	Bu	2019/0274462	A1	9/2019	Moon
2018/0368615	A1	12/2018	Luo et al.	2019/0282021	A1	9/2019	Dion et al.
2019/0000267	A1	1/2019	Li et al.	2019/0282029	A1	9/2019	Goldberg
2019/0003718	A1	1/2019	Lee et al.	2019/0290062	A1	9/2019	Prieto et al.
2019/0008310	A1	1/2019	Kim et al.	2019/0290072	A1	9/2019	Prieto et al.
2019/0008316	A1	1/2019	Kim et al.	2019/0298100	A1	10/2019	Li et al.
2019/0014940	A1	1/2019	Cheung et al.	2019/0298106	A1	10/2019	Cichosz
2019/0014943	A1	1/2019	Gill et al.	2019/0309955	A1	10/2019	Castillo et al.
2019/0021142	A1	1/2019	Mizuta et al.	2019/0309956	A1	10/2019	Buschman et al.
2019/0021537	A1	1/2019	Park	2019/0313832	A1	10/2019	Lee et al.
2019/0021546	A1	1/2019	Tan et al.	2019/0313833	A1	10/2019	Li et al.
2019/0024904	A1	1/2019	Ueda et al.	2019/0313844	A1	10/2019	Nadendla et al.
2019/0029459	A1	1/2019	Gao et al.	2019/0316783	A1	10/2019	Lee et al.
2019/0045964	A1	2/2019	Gill et al.	2019/0327979	A1	10/2019	Yang et al.
2019/0045973	A1*	2/2019	Gill A47J 27/0804	2019/0328169	A1	10/2019	Fogacci
2019/0053521	A1	2/2019	Tian et al.	2019/0328175	A1	10/2019	Bancroft
2019/0053655	A1	2/2019	Panasik et al.	2019/0335934	A1	11/2019	Delrue et al.
2019/0059627	A1	2/2019	Kitatani et al.	2019/0374058	A1	12/2019	Blond et al.
2019/0059628	A1	2/2019	Liu et al.	2019/0374064	A1	12/2019	Gill et al.
2019/0059647	A1	2/2019	Floeschholzer	2019/0380524	A1	12/2019	Guegan et al.
2019/0069706	A1	3/2019	Kim et al.	2019/0381654	A1	12/2019	Oleynik
2019/0069719	A1	3/2019	Huang et al.	2019/0387913	A1	12/2019	Lee et al.
2019/0075956	A1	3/2019	Bang et al.	2019/0387921	A1	12/2019	Lemberger et al.
2019/0075971	A1	3/2019	Noca et al.	2019/0387922	A1	12/2019	Jin et al.
2019/0082876	A1	3/2019	Shi et al.	2019/0387923	A1	12/2019	Anthony et al.
2019/0086075	A1	3/2019	Albert	2020/0000262	A1	1/2020	Delrue et al.
2019/0099039	A1	4/2019	Li et al.	2020/0008601	A1	1/2020	Cao
2019/0110629	A1	4/2019	Truong et al.	2020/0008616	A1	1/2020	Moon
2019/0110638	A1	4/2019	Li et al.	2020/0018475	A1	1/2020	Sim et al.
2019/0110640	A1	4/2019	Te Velde et al.	2020/0029721	A1	1/2020	Kang et al.
2019/0117005	A1	4/2019	Kettavong et al.	2020/0029731	A1	1/2020	Hunt
2019/0120504	A1	4/2019	Lee et al.	2020/0033009	A1	1/2020	Lee et al.
2019/0133364	A1	5/2019	Tian et al.	2020/0046157	A1	2/2020	Leung
2019/0137112	A1	5/2019	Lego et al.	2020/0053842	A1	2/2020	Jeon et al.
2019/0142215	A1	5/2019	Popeil et al.	2020/0054024	A1	2/2020	Sun et al.
2019/0142216	A1	5/2019	Huang et al.	2020/0060472	A1	2/2020	Gill et al.
2019/0142217	A1	5/2019	Sladeczek	2020/0060473	A1	2/2020	Gill et al.
2019/0142220	A1	5/2019	Shirali et al.	2020/0069113	A1	3/2020	Anthony et al.
2019/0167028	A1	6/2019	Wang et al.	2020/0080726	A1	3/2020	Polster
2019/0167038	A1	6/2019	De' Longhi et al.	2020/0085235	A1	3/2020	He et al.
2019/0170361	A1	6/2019	Ha et al.	2020/0088415	A1	3/2020	Lee et al.
2019/0174944	A1	6/2019	Luo et al.	2020/0088443	A1	3/2020	Williams et al.
2019/0174945	A1	6/2019	Oti	2020/0093329	A1	3/2020	Glucksman
2019/0203944	A1	7/2019	Cho et al.	2020/0113380	A1	4/2020	Lu
2019/0215916	A1	7/2019	Yang et al.	2020/0121129	A1	4/2020	Wittig
2019/0223658	A1	7/2019	He	2020/0128995	A1	4/2020	Patel et al.
2019/0231125	A1	8/2019	Gill et al.	2020/0128996	A1	4/2020	Qin et al.
2019/0231126	A1	8/2019	Gill et al.	2020/0128997	A1	4/2020	Qin et al.
2019/0231127	A1	8/2019	Gill et al.	2020/0128998	A1	4/2020	Qin et al.
2019/0231128	A1	8/2019	Gill et al.	2020/0138043	A1	5/2020	Hoerter
2019/0231129	A1	8/2019	Gill et al.	2020/0138229	A1	5/2020	Kweon et al.
2019/0231130	A1	8/2019	Gill et al.	2020/0138239	A1	5/2020	Gromowski et al.
2019/0231131	A1	8/2019	Gill et al.	2020/0146496	A1	5/2020	Patadia
2019/0231132	A1	8/2019	Gill et al.	2020/0146497	A1	5/2020	Shi et al.
2019/0231133	A1	8/2019	Gill et al.	2020/0170437	A1	6/2020	Anthony et al.
2019/0231134	A1	8/2019	Gill et al.	2020/0170438	A1	6/2020	Freymler et al.
2019/0231135	A1	8/2019	Gill et al.	2020/0178583	A1	6/2020	Chen et al.
2019/0231136	A1	8/2019	Gill et al.	2020/0182485	A1	6/2020	Ball et al.
2019/0231137	A1	8/2019	Gill et al.	2020/0187315	A1	6/2020	Carcano et al.
2019/0231138	A1	8/2019	Gill et al.	2020/0187697	A1	6/2020	Stewart et al.
				2020/0187698	A1	6/2020	Peng et al.
				2020/0187710	A1	6/2020	Guo et al.
				2020/0187712	A1	6/2020	Gill et al.
				2020/0191404	A1	6/2020	Song

(56)		References Cited					
			FOREIGN PATENT DOCUMENTS				
CN	203539138	U	4/2014	CN	204734374	U	11/2015
CN	203597771	U	5/2014	CN	204743846	U	11/2015
CN	203597772	U	5/2014	CN	204765165	U	11/2015
CN	203615383	U	5/2014	CN	204765167	U	11/2015
CN	203634023	U	6/2014	CN	204765168	U	11/2015
CN	203647141	U	6/2014	CN	204765197	U	11/2015
CN	203662545	U	6/2014	CN	204797615	U	11/2015
CN	103892696	A	7/2014	CN	204797616	U	11/2015
CN	103948308	A	7/2014	CN	103813738	B	12/2015
CN	203693372	U	7/2014	CN	105105624	A	12/2015
CN	203723888	U	7/2014	CN	105105626	A	12/2015
CN	104000478	A	8/2014	CN	105167591	A	12/2015
CN	203762926	U	8/2014	CN	105167592	A	12/2015
CN	203776718	U	8/2014	CN	105193301	A	12/2015
CN	203776719	U	8/2014	CN	204813499	U	12/2015
CN	203776729	U	8/2014	CN	204839219	U	12/2015
CN	203789747	U	8/2014	CN	204889693	U	12/2015
CN	203828675	U	9/2014	CN	105212693	A	1/2016
CN	104068757	A	10/2014	CN	105212730	A	1/2016
CN	203873601	U	10/2014	CN	105231802	A	1/2016
CN	203873602	U	10/2014	CN	105231811	A	1/2016
CN	203885286	U	10/2014	CN	105231812	A	1/2016
CN	203885342	U	10/2014	CN	105231813	A	1/2016
CN	104138200	A	11/2014	CN	105266565	A	1/2016
CN	203914511	U	11/2014	CN	105266577	A	1/2016
CN	203953373	U	11/2014	CN	204995259	U	1/2016
CN	203970073	U	12/2014	CN	105286491	A	2/2016
CN	203970160	U	12/2014	CN	105286496	A	2/2016
CN	203987492	U	12/2014	CN	105286498	A	2/2016
CN	203987520	U	12/2014	CN	105286627	A	2/2016
CN	203987550	U	12/2014	CN	105326332	A	2/2016
CN	203987551	U	12/2014	CN	105342454	A	2/2016
CN	204015964	U	12/2014	CN	205018872	U	2/2016
CN	204016055	U	12/2014	CN	205018878	U	2/2016
CN	204016056	U	12/2014	CN	105380512	A	3/2016
CN	204049362	U	12/2014	CN	105380513	A	3/2016
CN	204091768	U	1/2015	CN	105380514	A	3/2016
CN	104323708	A	2/2015	CN	105411378	A	3/2016
CN	104337407	A	2/2015	CN	105411379	A	3/2016
CN	104367182	A	2/2015	CN	105433778	A	3/2016
CN	204133165	U	2/2015	CN	105433779	A	3/2016
CN	204133291	U	2/2015	CN	105451610	A	3/2016
CN	204158183	U	2/2015	CN	205053851	U	3/2016
CN	104433841	A	3/2015	CN	105455628	A	4/2016
CN	204192406	U	3/2015	CN	105455664	A	4/2016
CN	104490294	A	4/2015	CN	105455671	A	4/2016
CN	102917623	B	5/2015	CN	105476461	A	4/2016
CN	104586233	A	5/2015	CN	105476464	A	4/2016
CN	104613515	A	5/2015	CN	105476472	A	4/2016
CN	104622274	A	5/2015	CN	105476491	A	4/2016
CN	104676681	A	6/2015	CN	105496184	A	4/2016
CN	104688019	A	6/2015	CN	105496185	A	4/2016
CN	104706212	A	6/2015	CN	105496224	A	4/2016
CN	103284618	B	7/2015	CN	205126014	U	4/2016
CN	104754992	A	7/2015	CN	105534269	A	5/2016
CN	104757872	A	7/2015	CN	105559571	A	5/2016
CN	204427799	U	7/2015	CN	105595792	A	5/2016
CN	204427801	U	7/2015	CN	105595802	A	5/2016
CN	204467861	U	7/2015	CN	105595803	A	5/2016
CN	204500391	U	7/2015	CN	205197727	U	5/2016
CN	104814665	A	8/2015	CN	205214967	U	5/2016
CN	104856561	A	8/2015	CN	205215045	U	5/2016
CN	104856563	A	8/2015	CN	102440681	B	6/2016
CN	204520386	U	8/2015	CN	102783908	B	6/2016
CN	204580991	U	8/2015	CN	103648337	B	6/2016
CN	104873098	A	9/2015	CN	105615638	A	6/2016
CN	104887063	A	9/2015	CN	105615639	A	6/2016
CN	204636063	U	9/2015	CN	105615686	A	6/2016
CN	104983318	A	10/2015	CN	105640299	A	6/2016
CN	104997394	A	10/2015	CN	105640302	A	6/2016
CN	204697804	U	10/2015	CN	105640308	A	6/2016
CN	105011741	A	11/2015	CN	105640309	A	6/2016
CN	105030035	A	11/2015	CN	105640351	A	6/2016
CN	105054772	A	11/2015	CN	105662112	A	6/2016
CN	105054773	A	11/2015	CN	105662125	A	6/2016
				CN	105662126	A	6/2016
				CN	105662127	A	6/2016
				CN	105708312	A	6/2016
				CN	205286098	U	6/2016

(56) References Cited							
	FOREIGN PATENT DOCUMENTS						
CN	205322075	U	6/2016	CN	106490967	A	3/2017
CN	104605727	B	7/2016	CN	106510449	A	3/2017
CN	105725730	A	7/2016	CN	206007050	U	3/2017
CN	105725829	A	7/2016	CN	206026097	U	3/2017
CN	105768844	A	7/2016	CN	206026100	U	3/2017
CN	105768859	A	7/2016	CN	206044349	U	3/2017
CN	105768860	A	7/2016	CN	206044409	U	3/2017
CN	103908166	B	8/2016	CN	106551617	A	4/2017
CN	105816023	A	8/2016	CN	106575469	A	4/2017
CN	105832176	A	8/2016	CN	106580074	A	4/2017
CN	105852667	A	8/2016	CN	206062888	U	4/2017
CN	105852668	A	8/2016	CN	206062947	U	4/2017
CN	105902144	A	8/2016	CN	206102391	U	4/2017
CN	105902150	A	8/2016	CN	206119969	U	4/2017
CN	205410811	U	8/2016	CN	206119971	U	4/2017
CN	205425108	U	8/2016	CN	106618154	A	5/2017
CN	205433281	U	8/2016	CN	106618156	A	5/2017
CN	205433317	U	8/2016	CN	106667244	A	5/2017
CN	205433320	U	8/2016	CN	106691171	A	5/2017
CN	205493513	U	8/2016	CN	206166699	U	5/2017
CN	205493586	U	8/2016	CN	206166710	U	5/2017
CN	205493593	U	8/2016	CN	206166711	U	5/2017
CN	105919411	A	9/2016	CN	206166726	U	5/2017
CN	105919417	A	9/2016	CN	206183062	U	5/2017
CN	105935244	A	9/2016	CN	106802584	A	6/2017
CN	105935258	A	9/2016	CN	106805744	A	6/2017
CN	105972653	A	9/2016	CN	106805746	A	6/2017
CN	205568641	U	9/2016	CN	106805747	A	6/2017
CN	205568772	U	9/2016	CN	106805749	A	6/2017
CN	205597052	U	9/2016	CN	106805750	A	6/2017
CN	105982529	A	10/2016	CN	106805752	A	6/2017
CN	105982532	A	10/2016	CN	106820951	A	6/2017
CN	105996737	A	10/2016	CN	106820954	A	6/2017
CN	105996748	A	10/2016	CN	106821017	A	6/2017
CN	105996752	A	10/2016	CN	106852641	A	6/2017
CN	105996753	A	10/2016	CN	106859298	A	6/2017
CN	106037448	A	10/2016	CN	106889875	A	6/2017
CN	106037457	A	10/2016	CN	106889876	A	6/2017
CN	106037458	A	10/2016	CN	106901591	A	6/2017
CN	106073481	A	11/2016	CN	106901592	A	6/2017
CN	106073517	A	11/2016	CN	206239100	U	6/2017
CN	106073519	A	11/2016	CN	206252365	U	6/2017
CN	106108627	A	11/2016	CN	206261486	U	6/2017
CN	106108630	A	11/2016	CN	206261487	U	6/2017
CN	106108631	A	11/2016	CN	206284788	U	6/2017
CN	106166030	A	11/2016	CN	206284794	U	6/2017
CN	205671926	U	11/2016	CN	106913201	A	7/2017
CN	205671927	U	11/2016	CN	106923655	A	7/2017
CN	106175412	A	12/2016	CN	106943000	A	7/2017
CN	106175476	A	12/2016	CN	106943002	A	7/2017
CN	106213979	A	12/2016	CN	106955017	A	7/2017
CN	106235878	A	12/2016	CN	106974548	A	7/2017
CN	106235892	A	12/2016	CN	106983360	A	7/2017
CN	106235893	A	12/2016	CN	206303774	U	7/2017
CN	205831638	U	12/2016	CN	206324671	U	7/2017
CN	205831665	U	12/2016	CN	106993928	A	8/2017
CN	106264085	A	1/2017	CN	106998961	A	8/2017
CN	106264095	A	1/2017	CN	107019418	A	8/2017
CN	106292340	A	1/2017	CN	107019419	A	8/2017
CN	106343895	A	1/2017	CN	107019420	A	8/2017
CN	205849309	U	1/2017	CN	107019423	A	8/2017
CN	205860134	U	1/2017	CN	107048976	A	8/2017
CN	106377158	A	2/2017	CN	107048991	A	8/2017
CN	106377159	A	2/2017	CN	107048993	A	8/2017
CN	106377165	A	2/2017	CN	107049054	A	8/2017
CN	106388565	A	2/2017	CN	107049058	A	8/2017
CN	106388572	A	2/2017	CN	107065634	A	8/2017
CN	106419486	A	2/2017	CN	107105914	A	8/2017
CN	106419521	A	2/2017	CN	206371913	U	8/2017
CN	106419524	A	2/2017	CN	206371926	U	8/2017
CN	106419618	A	2/2017	CN	206371930	U	8/2017
CN	106419620	A	2/2017	CN	206371931	U	8/2017
CN	205923803	U	2/2017	CN	206381064	U	8/2017
CN	102805554	B	3/2017	CN	206414178	U	8/2017
CN	106473623	A	3/2017	CN	104334066	B	9/2017
				CN	107136910	A	9/2017
				CN	107136911	A	9/2017
				CN	107149395	A	9/2017
				CN	107149398	A	9/2017

(56)

References Cited

FOREIGN PATENT DOCUMENTS

			CN	108720585	A	11/2018	
			CN	108720586	A	11/2018	
			CN	108720633	A	11/2018	
			CN	108720650	A	11/2018	
			CN	108732958	A	11/2018	
CN	207575048	U	7/2018	CN	108771466	A	11/2018
CN	207604862	U	7/2018	CN	108771488	A	11/2018
CN	207627123	U	7/2018	CN	108771489	A	11/2018
CN	207627136	U	7/2018	CN	108784323	A	11/2018
CN	207640235	U	7/2018	CN	108784324	A	11/2018
CN	106388570	B	8/2018	CN	108784330	A	11/2018
CN	106419517	B	8/2018	CN	108784401	A	11/2018
CN	108354444	A	8/2018	CN	108814274	A	11/2018
CN	108354466	A	8/2018	CN	108836104	A	11/2018
CN	108378678	A	8/2018	CN	108836105	A	11/2018
CN	108378690	A	8/2018	CN	108836107	A	11/2018
CN	108402888	A	8/2018	CN	108836108	A	11/2018
CN	108402889	A	8/2018	CN	108836131	A	11/2018
CN	108402891	A	8/2018	CN	108851966	A	11/2018
CN	108402920	A	8/2018	CN	108851969	A	11/2018
CN	108420304	A	8/2018	CN	108888087	A	11/2018
CN	108433517	A	8/2018	CN	108888099	A	11/2018
CN	108433529	A	8/2018	CN	108903620	A	11/2018
CN	108451351	A	8/2018	CN	108903621	A	11/2018
CN	108451388	A	8/2018	CN	208031026	U	11/2018
CN	108464732	A	8/2018	CN	208031027	U	11/2018
CN	207745052	U	8/2018	CN	208031028	U	11/2018
CN	207754989	U	8/2018	CN	208081098	U	11/2018
CN	207755036	U	8/2018	CN	208081104	U	11/2018
CN	106539491	B	9/2018	CN	208081108	U	11/2018
CN	107019415	B	9/2018	CN	106419520	B	12/2018
CN	107019416	B	9/2018	CN	106419526	B	12/2018
CN	108477987	A	9/2018	CN	108926239	A	12/2018
CN	108497908	A	9/2018	CN	108926249	A	12/2018
CN	108497914	A	9/2018	CN	108937520	A	12/2018
CN	108497918	A	9/2018	CN	108937525	A	12/2018
CN	108497942	A	9/2018	CN	108937556	A	12/2018
CN	108523645	A	9/2018	CN	108937558	A	12/2018
CN	108523647	A	9/2018	CN	108937559	A	12/2018
CN	108523649	A	9/2018	CN	108937560	A	12/2018
CN	108542272	A	9/2018	CN	108937629	A	12/2018
CN	108552969	A	9/2018	CN	108955959	A	12/2018
CN	108552989	A	9/2018	CN	108968659	A	12/2018
CN	108567309	A	9/2018	CN	108968660	A	12/2018
CN	108567321	A	9/2018	CN	108968662	A	12/2018
CN	108567322	A	9/2018	CN	108968663	A	12/2018
CN	108577514	A	9/2018	CN	108968667	A	12/2018
CN	108577580	A	9/2018	CN	108968668	A	12/2018
CN	207804077	U	9/2018	CN	108968669	A	12/2018
CN	207804095	U	9/2018	CN	108991918	A	12/2018
CN	207855533	U	9/2018	CN	108991919	A	12/2018
CN	207855579	U	9/2018	CN	109008595	A	12/2018
CN	106264094	B	10/2018	CN	109008597	A	12/2018
CN	108606627	A	10/2018	CN	109008598	A	12/2018
CN	108618592	A	10/2018	CN	109008663	A	12/2018
CN	108618593	A	10/2018	CN	109008669	A	12/2018
CN	108618594	A	10/2018	CN	109077624	A	12/2018
CN	108618595	A	10/2018	CN	208192913	U	12/2018
CN	108618597	A	10/2018	CN	208192914	U	12/2018
CN	108618651	A	10/2018	CN	208192915	U	12/2018
CN	108634771	A	10/2018	CN	208192916	U	12/2018
CN	108634777	A	10/2018	CN	208192917	U	12/2018
CN	108634807	A	10/2018	CN	208192920	U	12/2018
CN	108652431	A	10/2018	CN	208192921	U	12/2018
CN	108652432	A	10/2018	CN	208211922	U	12/2018
CN	108670021	A	10/2018	CN	208228802	U	12/2018
CN	108670023	A	10/2018	CN	208259529	U	12/2018
CN	108670048	A	10/2018	CN	106562666	B	1/2019
CN	108703644	A	10/2018	CN	106606293	B	1/2019
CN	108703645	A	10/2018	CN	106724784	B	1/2019
CN	108703675	A	10/2018	CN	106820956	B	1/2019
CN	207940738	U	10/2018	CN	106820957	B	1/2019
CN	207940739	U	10/2018	CN	107019417	B	1/2019
CN	207940743	U	10/2018	CN	109106231	A	1/2019
CN	207940754	U	10/2018	CN	109247837	A	1/2019
CN	106580073	B	11/2018	CN	109276159	A	1/2019
CN	108720548	A	11/2018	CN	208300842	U	1/2019
CN	108720577	A	11/2018	CN	208319025	U	1/2019
CN	108720581	A	11/2018	CN	208319027	U	1/2019
CN	108720584	A	11/2018	CN			

(56) References Cited					
				CN	109619970 A 4/2019
				CN	109662607 A 4/2019
				CN	109674341 A 4/2019
				CN	109674342 A 4/2019
				CN	109674357 A 4/2019
				CN	109681927 A 4/2019
				CN	109691855 A 4/2019
				CN	109691858 A 4/2019
				CN	109691863 A 4/2019
				CN	109691875 A 4/2019
				CN	109691878 A 4/2019
				CN	109691880 A 4/2019
				CN	109691882 A 4/2019
				CN	109691905 A 4/2019
				CN	109694242 A 4/2019
				CN	109696196 A 4/2019
				CN	208709591 U 4/2019
				CN	208740748 U 4/2019
				CN	208755746 U 4/2019
				CN	208755752 U 4/2019
				CN	208755753 U 4/2019
				CN	208755759 U 4/2019
				CN	208784365 U 4/2019
				CN	109744849 A 5/2019
				CN	109793430 A 5/2019
				CN	109820432 A 5/2019
				CN	208808155 U 5/2019
				CN	208837695 U 5/2019
				CN	208851291 U 5/2019
				CN	208864113 U 5/2019
				CN	208909747 U 5/2019
				CN	208909882 U 5/2019
				CN	208909883 U 5/2019
				CN	105996805 B 6/2019
				CN	109870938 A 6/2019
				CN	109875418 A 6/2019
				CN	109892967 A 6/2019
				CN	208941868 U 6/2019
				CN	208973499 U 6/2019
				CN	208973501 U 6/2019
				CN	208973502 U 6/2019
				CN	208973503 U 6/2019
				CN	208973504 U 6/2019
				CN	208973507 U 6/2019
				CN	208988575 U 6/2019
				CN	209003634 U 6/2019
				CN	106108697 B 7/2019
				CN	109953636 A 7/2019
				CN	109953642 A 7/2019
				CN	109965667 A 7/2019
				CN	109965672 A 7/2019
				CN	109965682 A 7/2019
				CN	109965683 A 7/2019
				CN	109965684 A 7/2019
				CN	109965688 A 7/2019
				CN	109965689 A 7/2019
				CN	109965691 A 7/2019
				CN	109965692 A 7/2019
				CN	109965710 A 7/2019
				CN	109984561 A 7/2019
				CN	109984563 A 7/2019
				CN	109984574 A 7/2019
				CN	109984576 A 7/2019
				CN	109984577 A 7/2019
				CN	109984578 A 7/2019
				CN	109984580 A 7/2019
				CN	109984581 A 7/2019
				CN	109984582 A 7/2019
				CN	109984583 A 7/2019
				CN	109984585 A 7/2019
				CN	109984586 A 7/2019
				CN	109984587 A 7/2019
				CN	109984588 A 7/2019
				CN	109984589 A 7/2019
				CN	109984590 A 7/2019
				CN	109984591 A 7/2019
				CN	109984592 A 7/2019
				CN	109984594 A 7/2019
				CN	109984595 A 7/2019
				CN	208371607 U 1/2019
				CN	208435215 U 1/2019
				CN	109363520 A 2/2019
				CN	208463763 U 2/2019
				CN	208510802 U 2/2019
				CN	106388566 B 3/2019
				CN	107174116 B 3/2019
				CN	107174117 B 3/2019
				CN	109393956 A 3/2019
				CN	109393957 A 3/2019
				CN	109393958 A 3/2019
				CN	109394005 A 3/2019
				CN	109419298 A 3/2019
				CN	109419319 A 3/2019
				CN	109419328 A 3/2019
				CN	109419329 A 3/2019
				CN	109419330 A 3/2019
				CN	109419331 A 3/2019
				CN	109419332 A 3/2019
				CN	109419333 A 3/2019
				CN	109419334 A 3/2019
				CN	109419335 A 3/2019
				CN	109419336 A 3/2019
				CN	109427506 A 3/2019
				CN	109431233 A 3/2019
				CN	109431254 A 3/2019
				CN	109431255 A 3/2019
				CN	109431257 A 3/2019
				CN	109431258 A 3/2019
				CN	109452851 A 3/2019
				CN	109452852 A 3/2019
				CN	109452854 A 3/2019
				CN	109452857 A 3/2019
				CN	109452875 A 3/2019
				CN	109459181 A 3/2019
				CN	109463998 A 3/2019
				CN	109463999 A 3/2019
				CN	109464000 A 3/2019
				CN	109464001 A 3/2019
				CN	109480604 A 3/2019
				CN	109480605 A 3/2019
				CN	109480614 A 3/2019
				CN	109497826 A 3/2019
				CN	109497827 A 3/2019
				CN	109512275 A 3/2019
				CN	109512276 A 3/2019
				CN	109527982 A 3/2019
				CN	109527983 A 3/2019
				CN	208551168 U 3/2019
				CN	208551408 U 3/2019
				CN	208610644 U 3/2019
				CN	208610659 U 3/2019
				CN	208625445 U 3/2019
				CN	109549449 A 4/2019
				CN	109549466 A 4/2019
				CN	109549468 A 4/2019
				CN	109549469 A 4/2019
				CN	109549470 A 4/2019
				CN	109556147 A 4/2019
				CN	109567553 A 4/2019
				CN	109567575 A 4/2019
				CN	109567576 A 4/2019
				CN	109567577 A 4/2019
				CN	109567579 A 4/2019
				CN	109567582 A 4/2019
				CN	109567583 A 4/2019
				CN	109567610 A 4/2019
				CN	109567612 A 4/2019
				CN	109567619 A 4/2019
				CN	109588972 A 4/2019
				CN	109588973 A 4/2019
				CN	109589011 A 4/2019
				CN	109602265 A 4/2019
				CN	109602274 A 4/2019
				CN	109605463 A 4/2019

(56) References Cited					
				CN	110279292 A 9/2019
				CN	110279308 A 9/2019
				CN	110279317 A 9/2019
				CN	209360444 U 9/2019
				CN	209360464 U 9/2019
				CN	209436923 U 9/2019
				CN	209436924 U 9/2019
				CN	209436925 U 9/2019
				CN	209436942 U 9/2019
				CN	209437002 U 9/2019
				CN	110292303 A 10/2019
				CN	110292304 A 10/2019
				CN	110301814 A 10/2019
				CN	110301815 A 10/2019
				CN	110313805 A 10/2019
				CN	110313810 A 10/2019
				CN	110313811 A 10/2019
				CN	110313812 A 10/2019
				CN	110313813 A 10/2019
				CN	110313814 A 10/2019
				CN	110313816 A 10/2019
				CN	110313817 A 10/2019
				CN	110313818 A 10/2019
				CN	110313819 A 10/2019
				CN	110326958 A 10/2019
				CN	110338639 A 10/2019
				CN	110338647 A 10/2019
				CN	110353467 A 10/2019
				CN	110353469 A 10/2019
				CN	110353497 A 10/2019
				CN	110367838 A 10/2019
				CN	110384387 A 10/2019
				CN	110384389 A 10/2019
				CN	209450331 U 10/2019
				CN	209518760 U 10/2019
				CN	209518767 U 10/2019
				CN	209528876 U 10/2019
				CN	209547775 U 10/2019
				CN	110393437 A 11/2019
				CN	110403454 A 11/2019
				CN	110403455 A 11/2019
				CN	110403457 A 11/2019
				CN	110403458 A 11/2019
				CN	110419942 A 11/2019
				CN	110419943 A 11/2019
				CN	110430793 A 11/2019
				CN	110432763 A 11/2019
				CN	110432764 A 11/2019
				CN	110432765 A 11/2019
				CN	110448164 A 11/2019
				CN	110448165 A 11/2019
				CN	110448189 A 11/2019
				CN	110464199 A 11/2019
				CN	110464200 A 11/2019
				CN	110464212 A 11/2019
				CN	110475493 A 11/2019
				CN	110477742 A 11/2019
				CN	110477743 A 11/2019
				CN	110477762 A 11/2019
				CN	110477764 A 11/2019
				CN	110495774 A 11/2019
				CN	110507152 A 11/2019
				CN	110507166 A 11/2019
				CN	110507168 A 11/2019
				CN	110507170 A 11/2019
				CN	110507171 A 11/2019
				CN	110507176 A 11/2019
				CN	110507181 A 11/2019
				CN	110507198 A 11/2019
				CN	110507199 A 11/2019
				CN	110520022 A 11/2019
				CN	209564018 U 11/2019
				CN	209610822 U 11/2019
				CN	209610824 U 11/2019
				CN	209610827 U 11/2019
				CN	209629508 U 11/2019
				CN	209644658 U 11/2019
				CN	110522315 A 12/2019
				CN	110537836 A 12/2019

(56)		References Cited			
				CN	110754930 A 2/2020
				CN	110754931 A 2/2020
				CN	110754932 A 2/2020
				CN	110754933 A 2/2020
				CN	110772114 A 2/2020
				CN	110772115 A 2/2020
				CN	110772125 A 2/2020
				CN	110786730 A 2/2020
				CN	110786731 A 2/2020
				CN	110786732 A 2/2020
				CN	110786733 A 2/2020
				CN	110786749 A 2/2020
				CN	110801144 A 2/2020
				CN	110801145 A 2/2020
				CN	110801148 A 2/2020
				CN	110801149 A 2/2020
				CN	110801150 A 2/2020
				CN	110811282 A 2/2020
				CN	110811294 A 2/2020
				CN	110811295 A 2/2020
				CN	110811313 A 2/2020
				CN	110811315 A 2/2020
				CN	110811316 A 2/2020
				CN	110811318 A 2/2020
				CN	110811343 A 2/2020
				CN	110833316 A 2/2020
				CN	110840216 A 2/2020
				CN	110840237 A 2/2020
				CN	110840238 A 2/2020
				CN	110840239 A 2/2020
				CN	110840240 A 2/2020
				CN	110840241 A 2/2020
				CN	110840242 A 2/2020
				CN	110840243 A 2/2020
				CN	110840245 A 2/2020
				CN	110840269 A 2/2020
				CN	210112714 U 2/2020
				CN	110868894 A 3/2020
				CN	110876559 A 3/2020
				CN	110876567 A 3/2020
				CN	210124638 U 3/2020
				CN	210169803 U 3/2020
				CN	210185391 U 3/2020
				CN	110960112 A 4/2020
				CN	111000430 A 4/2020
				CN	111012203 A 4/2020
				CN	210227842 U 4/2020
				CN	210227855 U 4/2020
				CN	210276928 U 4/2020
				CN	210300635 U 4/2020
				CN	210300732 U 4/2020
				CN	210300733 U 4/2020
				CN	210383667 U 4/2020
				CN	210408053 U 4/2020
				CN	210408158 U 4/2020
				CN	111184453 A 5/2020
				CN	210433346 U 5/2020
				CN	210493785 U 5/2020
				CN	210493795 U 5/2020
				CN	210540823 U 5/2020
				CN	210540971 U 5/2020
				CN	210540972 U 5/2020
				CN	210540973 U 5/2020
				CN	210540974 U 5/2020
				CN	210540981 U 5/2020
				CN	210582243 U 5/2020
				CN	111214101 A 6/2020
				CN	111214102 A 6/2020
				CN	111214131 A 6/2020
				CN	111227668 A 6/2020
				CN	111227671 A 6/2020
				CN	111248768 A 6/2020
				CN	111248771 A 6/2020
				CN	111297215 A 6/2020
				CN	111317357 A 6/2020
				CN	210673100 U 6/2020
				CN	210697273 U 6/2020
				CN	210697274 U 6/2020
				CN	210727514 U 6/2020
				CN	
CN	110537849 A	12/2019			
CN	110547657 A	12/2019			
CN	110547674 A	12/2019			
CN	110547675 A	12/2019			
CN	110547694 A	12/2019			
CN	110558827 A	12/2019			
CN	110558832 A	12/2019			
CN	110558858 A	12/2019			
CN	110558861 A	12/2019			
CN	110575049 A	12/2019			
CN	110575062 A	12/2019			
CN	110575077 A	12/2019			
CN	110575083 A	12/2019			
CN	110584329 A	12/2019			
CN	110584470 A	12/2019			
CN	110584472 A	12/2019			
CN	110604465 A	12/2019			
CN	110604469 A	12/2019			
CN	110613306 A	12/2019			
CN	110613311 A	12/2019			
CN	110613323 A	12/2019			
CN	110613324 A	12/2019			
CN	110613326 A	12/2019			
CN	110613327 A	12/2019			
CN	110613329 A	12/2019			
CN	110613331 A	12/2019			
CN	110613365 A	12/2019			
CN	110613366 A	12/2019			
CN	110623519 A	12/2019			
CN	110623533 A	12/2019			
CN	110623534 A	12/2019			
CN	110623535 A	12/2019			
CN	110623551 A	12/2019			
CN	110623572 A	12/2019			
CN	209733609 U	12/2019			
CN	209750794 U	12/2019			
CN	209770158 U	12/2019			
CN	209826266 U	12/2019			
CN	209826275 U	12/2019			
CN	209863297 U	12/2019			
CN	209863352 U	12/2019			
CN	209863353 U	12/2019			
CN	209863354 U	12/2019			
CN	209863355 U	12/2019			
CN	209863450 U	12/2019			
CN	110638322 A	1/2020			
CN	110652172 A	1/2020			
CN	110652188 A	1/2020			
CN	110652191 A	1/2020			
CN	110652192 A	1/2020			
CN	110652193 A	1/2020			
CN	110652196 A	1/2020			
CN	110652197 A	1/2020			
CN	110652211 A	1/2020			
CN	110652217 A	1/2020			
CN	110663725 A	1/2020			
CN	110664235 A	1/2020			
CN	110664236 A	1/2020			
CN	110664237 A	1/2020			
CN	110664239 A	1/2020			
CN	110680203 A	1/2020			
CN	110680206 A	1/2020			
CN	110693316 A	1/2020			
CN	110710864 A	1/2020			
CN	110710892 A	1/2020			
CN	110720826 A	1/2020			
CN	209995969 U	1/2020			
CN	107773030 B	2/2020			
CN	110742492 A	2/2020			
CN	110742500 A	2/2020			
CN	110754924 A	2/2020			
CN	110754925 A	2/2020			
CN	110754926 A	2/2020			
CN	110754927 A	2/2020			
CN	110754929 A	2/2020			

(56) References Cited			WO	2010034374	A1	4/2010
FOREIGN PATENT DOCUMENTS			WO	2012051508	A2	4/2012
CN	210810486	U 6/2020	WO	2015006891	A1	1/2015
CN	210810617	U 6/2020	WO	2015028940	A1	3/2015
CN	210871141	U 6/2020	WO	2015062197	A1	5/2015
CN	111358308	A 7/2020	WO	2015081549	A1	6/2015
CN	111374527	A 7/2020	WO	2016007002	A1	1/2016
CN	111381503	A 7/2020	WO	2016012908	A1	1/2016
CN	111387837	A 7/2020	WO	2016028549	A1	2/2016
CN	111387840	A 7/2020	WO	2016091063	A1	6/2016
CN	111449536	A 7/2020	WO	2016141009	A1	9/2016
CN	210961428	U 7/2020	WO	2016148492	A1	9/2016
CN	210961465	U 7/2020	WO	2016154114	A1	9/2016
CN	210961472	U 7/2020	WO	2016165198	A1	10/2016
CN	210961552	U 7/2020	WO	2016171385	A1	10/2016
CN	210961553	U 7/2020	WO	2016182975	A1	11/2016
CN	210989805	U 7/2020	WO	2016189440	A1	12/2016
CN	111543865	A 8/2020	WO	2016193008	A1	12/2016
CN	211186926	U 8/2020	WO	2016193643	A1	12/2016
CN	211212725	U 8/2020	WO	2016199086	A1	12/2016
CN	211212750	U 8/2020	WO	2017005533	A1	1/2017
CN	211242957	U 8/2020	WO	2017039091	A1	3/2017
CN	211242962	U 8/2020	WO	2017045387	A1	3/2017
CN	211269978	U 8/2020	WO	2017049635	A1	3/2017
CN	211270194	U 8/2020	WO	2017049717	A1	3/2017
CN	211324483	U 8/2020	WO	2017050693	A2	3/2017
CN	109419327	B 9/2020	WO	2017063872	A1	4/2017
CN	211432279	U 9/2020	WO	2017072068	A1	5/2017
CN	211432426	U 9/2020	WO	2017074119	A1	5/2017
CN	211432435	U 9/2020	WO	2017076797	A1	5/2017
CN	211559722	U 9/2020	WO	2017081420	A1	5/2017
CN	211559785	U 9/2020	WO	2017085026	A1	5/2017
CN	211582730	U 9/2020	WO	2017085671	A1	5/2017
CN	111772499	A 10/2020	WO	2017085673	A1	5/2017
CN	211609338	U 10/2020	WO	2017086543	A1	5/2017
CN	211609340	U 10/2020	WO	2017092062	A1	6/2017
CN	211609354	U 10/2020	WO	2017092063	A1	6/2017
CN	106175477	B 4/2021	WO	2017094968	A1	6/2017
DE	2705168	A1 8/1978	WO	2017097790	A1	6/2017
DE	2753827	A1 6/1979	WO	2017104892	A1	6/2017
DE	102011002821	A1 7/2012	WO	2017104893	A1	6/2017
DE	202017102537	U1 8/2018	WO	2017104894	A1	6/2017
EP	1767860	A1 3/2007	WO	2017104895	A1	6/2017
EP	2003400	A2 12/2008	WO	2017104896	A1	6/2017
EP	2020574	A2 2/2009	WO	2017104898	A1	6/2017
EP	2904953	A1 8/2015	WO	2017104900	A1	6/2017
EP	2910856	A1 8/2015	WO	2017105076	A2	6/2017
EP	2976977	A1 1/2016	WO	2017111425	A1	6/2017
EP	3033978	A1 6/2016	WO	2017111425	A1	6/2017
EP	3165134	A1 5/2017	WO	2017121691	A1	7/2017
EP	3491980	A1 6/2019	WO	2017127655	A1	7/2017
EP	3756515	A1 12/2020	WO	2017144795	A1	8/2017
FR	2409736	A1 6/1979	WO	2017149519	A1	9/2017
GB	2398628	A 8/2004	WO	2017152518	A1	9/2017
GB	2479384	A 10/2011	WO	2017153360	A1	9/2017
JP	S5827524	A 2/1983	WO	2017158068	A1	9/2017
JP	H09164074	A 6/1997	WO	2017166317	A1	10/2017
JP	2005147604	A 6/2005	WO	2017177007	A1	10/2017
JP	2007007027	A 1/2007	WO	2017177423	A1	10/2017
JP	2008018122	A 1/2008	WO	2017178229	A1	10/2017
JP	2009291417	A 12/2009	WO	2017178650	A1	10/2017
JP	2011010786	A 1/2011	WO	2017178739	A1	10/2017
JP	2013106850	A 6/2013	WO	2017179804	A1	10/2017
JP	2014200627	A 10/2014	WO	2017191377	A1	11/2017
JP	2014204770	A 10/2014	WO	2017191395	A1	11/2017
JP	2015145778	A 8/2015	WO	2017195777	A1	11/2017
KR	102109966	B1 5/2020	WO	2017197482	A1	11/2017
WO	8911773	A1 11/1989	WO	2017198815	A1	11/2017
WO	9837796	A1 9/1998	WO	2017198848	A1	11/2017
WO	9930086	A1 6/1999	WO	2017201530	A1	11/2017
WO	9952328	A1 10/1999	WO	2017202641	A1	11/2017
WO	0044096	A2 7/2000	WO	2017209465	A1	12/2017
WO	0049839	A1 8/2000	WO	2017211045	A1	12/2017
WO	2006122643	A1 11/2006	WO	2017213330	A2	12/2017
WO	2006132612	A1 12/2006	WO	2017213423	A1	12/2017
WO	2009043812	A1 4/2009	WO	2017215926	A1	12/2017
WO	2010034338	A1 4/2010	WO	2017215988	A1	12/2017
			WO	2018004226	A1	1/2018
			WO	2018007218	A1	1/2018
			WO	2018014806	A1	1/2018

(56) References Cited							
FOREIGN PATENT DOCUMENTS							
WO	2018015695	A1	1/2018	WO	2018233210	A1	12/2018
WO	2017077571	A1	2/2018	WO	2018235095	A1	12/2018
WO	2018018670	A1	2/2018	WO	2019015425	A1	1/2019
WO	2018023863	A1	2/2018	WO	2019026018	A1	2/2019
WO	2018024781	A1	2/2018	WO	2019032876	A1	2/2019
WO	2018024782	A1	2/2018	WO	2019032878	A1	2/2019
WO	2018024783	A1	2/2018	WO	2019061758	A1	4/2019
WO	2018026041	A1	2/2018	WO	2019064319	A1	4/2019
WO	2018026906	A1	2/2018	WO	2019066747	A2	4/2019
WO	2018026928	A1	2/2018	WO	2019071975	A1	4/2019
WO	2018032540	A1	2/2018	WO	2019080672	A1	5/2019
WO	2018032541	A1	2/2018	WO	2019081824	A1	5/2019
WO	2018032542	A1	2/2018	WO	2019081825	A1	5/2019
WO	2018032589	A1	2/2018	WO	2019082210	A1	5/2019
WO	2018032648	A1	2/2018	WO	2019085602	A1	5/2019
WO	2018037177	A1	3/2018	WO	2019086393	A1	5/2019
WO	2018040250	A1	3/2018	WO	2019091169	A1	5/2019
WO	2018041536	A1	3/2018	WO	2019097545	A1	5/2019
WO	2018045643	A1	3/2018	WO	2019104818	A1	6/2019
WO	2018050520	A1	3/2018	WO	2019110340	A1	6/2019
WO	2018050838	A1	3/2018	WO	2019111179	A1	6/2019
WO	2018058384	A1	4/2018	WO	2019114890	A1	6/2019
WO	2018058569	A1	4/2018	WO	2019128111	A1	7/2019
WO	2018058740	A1	4/2018	WO	2019129598	A1	7/2019
WO	2018059994	A1	4/2018	WO	2019130011	A1	7/2019
WO	2018060260	A1	4/2018	WO	2019132150	A1	7/2019
WO	2018060273	A1	4/2018	WO	2019136785	A1	7/2019
WO	2018060331	A1	4/2018	WO	2019141207	A1	7/2019
WO	2018065424	A1	4/2018	WO	2019141321	A1	7/2019
WO	2018068376	A1	4/2018	WO	2019149573	A1	8/2019
WO	2018068425	A1	4/2018	WO	2019153512	A1	8/2019
WO	2018068976	A1	4/2018	WO	2019153807	A1	8/2019
WO	2018076164	A1	5/2018	WO	2019183755	A1	10/2019
WO	2018076166	A1	5/2018	WO	2019184188	A1	10/2019
WO	2018076415	A1	5/2018	WO	2019185321	A1	10/2019
WO	2018082131	A1	5/2018	WO	2019201084	A1	10/2019
WO	2018090287	A1	5/2018	WO	2019207325	A1	10/2019
WO	2018093004	A1	5/2018	WO	2019219018	A1	11/2019
WO	2018095247	A1	5/2018	WO	2019227766	A1	12/2019
WO	2018095420	A1	5/2018	WO	2019227843	A1	12/2019
WO	2018095949	A1	5/2018	WO	2019229763	A1	12/2019
WO	2018099233	A1	6/2018	WO	2019233018	A1	12/2019
WO	2018102128	A1	6/2018	WO	2019237478	A1	12/2019
WO	2018104351	A1	6/2018	WO	2019237483	A1	12/2019
WO	2018107522	A1	6/2018	WO	2019237631	A1	12/2019
WO	2018107973	A1	6/2018	WO	2019238605	A1	12/2019
WO	2018116056	A1	6/2018	WO	2019238794	A1	12/2019
WO	2018116057	A1	6/2018	WO	2019243093	A1	12/2019
WO	2018120561	A1	7/2018	WO	2019243922	A1	12/2019
WO	2018121166	A1	7/2018	WO	2020000046	A1	1/2020
WO	2018121199	A1	7/2018	WO	2020002064	A1	1/2020
WO	2018122652	A1	7/2018	WO	2020010513	A1	1/2020
WO	2018133993	A1	7/2018	WO	2020016084	A1	1/2020
WO	2018137832	A1	8/2018	WO	2020016085	A1	1/2020
WO	2018138078	A1	8/2018	WO	2020029519	A1	2/2020
WO	2018140954	A1	8/2018	WO	2020029520	A1	2/2020
WO	2018142088	A1	8/2018	WO	2020029695	A1	2/2020
WO	2018146872	A1	8/2018	WO	2020030462	A1	2/2020
WO	2018147640	A1	8/2018	WO	2020034764	A1	2/2020
WO	2018157409	A1	9/2018	WO	2020034798	A1	2/2020
WO	2018161497	A1	9/2018	WO	2020037914	A1	2/2020
WO	2018165698	A1	9/2018	WO	2020038209	A1	2/2020
WO	2018171250	A1	9/2018	WO	2020042466	A1	3/2020
WO	2018189921	A1	10/2018	WO	2020052010	A1	3/2020
WO	2018191960	A1	10/2018	WO	2020062650	A1	4/2020
WO	2018197720	A1	11/2018	WO	2020062651	A1	4/2020
WO	2018207221	A1	11/2018	WO	2020070198	A1	4/2020
WO	2018212473	A1	11/2018	WO	2020071590	A1	4/2020
WO	2018216042	A1	11/2018	WO	2020073522	A1	4/2020
WO	2018220659	A1	12/2018	WO	2020074178	A1	4/2020
WO	2018223713	A1	12/2018	WO	2020074476	A1	4/2020
WO	2018227851	A1	12/2018	WO	2020078010	A1	4/2020
WO	2018227852	A1	12/2018	WO	2020078403	A1	4/2020
WO	2018227866	A1	12/2018	WO	2020078836	A1	4/2020
WO	2018227938	A1	12/2018	WO	2020080738	A1	4/2020
				WO	2020082329	A1	4/2020
				WO	2020082854	A1	4/2020
				WO	2020087714	A1	5/2020
				WO	2020091531	A1	5/2020

(56)

References Cited

FOREIGN PATENT DOCUMENTS

WO	2020093417	A1	5/2020
WO	2020094293	A1	5/2020
WO	2020098748	A1	5/2020
WO	2020098749	A1	5/2020
WO	2020099339	A1	5/2020
WO	2020099355	A1	5/2020
WO	2020108375	A1	6/2020
WO	2020108917	A1	6/2020
WO	2020127334	A1	6/2020
WO	2020134318	A1	7/2020
WO	2020148164	A1	7/2020
WO	2020148187	A1	7/2020
WO	2020163711	A1	8/2020
WO	2020177323	A1	9/2020
WO	2020184785	A1	9/2020
WO	2021202444	A1	10/2021

OTHER PUBLICATIONS

U.S. Appl. No. 17/139,574, filed Dec. 31, 2020, Cooking Device and Components Thereof.

U.S. Appl. No. 17/139,599, filed Dec. 31, 2020, Cooking Device and Components Thereof.

U.S. Appl. No. 17/139,602, filed Dec. 31, 2020, Cooking Device and Components Thereof.

Canadian Application No. 3065805 filed Dec. 31, 2019 Office Action dated Mar. 12, 2020 (EUP0654CAD6), 6 pages.

Chinese Application No. 2019105566386 filed Jun. 25, 2019 Office Action with English Translation dated Sep. 9, 2020 (EUP0654CN2D8), 11 pages.

Chinese Application No. 201910557420.2 filed Aug. 9, 2018 Office Action with English translation dated Feb. 21, 2020 (EUP0654CN2D6), 1-21 pages.

Chinese Application No. 201910557433.X filed Jun. 25, 2019 First Office Action with English Translation (EUP0654CN2D5), 12 pages.

Chinese Application No. 2019105629830 filed Jun. 26, 2019 Office Action with English Translation dated Jun. 29, 2020 (EUP0654CN2D15), 18 pages.

Chinese Application No. 201910563072 filed Aug. 9, 2018 Office Action with English translation dated Mar. 9, 2020 (EU P0654C N2D 16), 14 pages.

Chinese Application No. 2019105630895 filed Aug. 9, 2018 Office Action with English translation dated Feb. 3, 2020 (EUP0654CN2D13), 1-13 pages.

Chinese Application No. 2019105637856 filed Feb. 8, 2019 Office Action with English translation dated Dec. 3, 2019 (EUP0654CN2D14), 1-11 pages.

Chinese Patent Application No. 2019105638416 filed Jun. 26, 2019 Office Action with English Translation dated Nov. 3, 2020 (EUP0654CN2D12), 16 pages.

Civil Action No. 19-cv-24114, U.S. District Court, Southern District of Florida Complaint Plaintiff SharkNinja Operating LLC for Complaint for Patent Infringement and Demand for Jury Trial against Defendants D Tristar Products, Inc. and Emeril Lagasse, (Entered: Oct. 4, 2019) 1-194 pages.

Civil Action No. 19-cv-24114, U.S. District Court, Southern District of Florida Defendant Emeril Lagasse's Motion to Dismiss for Improper Venue *SharkNinja Operating LLC* (Plaintiff) v. *Tristar Products, Inc. and Emeril Lagasse* (Defendants) Document 24 (Entered: Nov. 29, 2019) 1-6 pages.

Civil Action No. 19-cv-24114, U.S. District Court, Southern District of Florida Defendant Tristar Products Inc.'s Answer to Plaintiff's Complaint and Counterclaims *SharkNinja Operating LLC* (Plaintiff) v. *Emeril Lagasse* (Defendant) and *Tristar Products, Inc.* (Defendant/Counterclaim Plaintiff) *SharkNinja Operating LLC, Daniel R. Gibson, Cantor Colburn LLP, Pedro Lopez-Baldrich* (Counterclaim Defendants) Document 25 (Entered: Nov. 29, 2019) 1-36 pages.

Delonghi, "FH1163 FH1363 MultiFry", [online] [retrieved on Mar. 18, 2019] retrieved from the Internet Instruction Manual, www.delonghi.com, 5712511041/05. 15, 1-11 pages.

Deng et al. Design U.S. Appl. No. 29/659,577, filed Aug. 9, 2018 Food Preparation Device, User Interface, and Parts Thereof Attorney Docket No. EUP0794US.

European Application No. 1921797806-1004 filed Dec. 31, 2019 European Search Report dated Apr. 1, 2020 (EUP0654EPD), 7 pages.

European Application No. 19218088.3-1004 filed Dec. 19, 2019 European Search Report dated Jun. 3, 2020 (EUP0654EPD2), 7 pages.

European Application No. 19218129.5-1004 filed Dec. 19, 2019 European Search Report dated May 19, 2020 (EUP0654EPD3), 7 pages.

European Application No. 19218218.6-1004 filed Dec. 19, 2019 European Search Report dated May 27, 2020 (EUP0654EPD4), 6 pages.

European Application No. 19218240.0-1004 filed Dec. 19, 2019 European Search Report dated May 27, 2020 (EUP0654EPD5), 7 pages.

European Application No. 19218251.7-1004 filed Dec. 19, 2019 European Search Report dated May 27, 2020 (EUP0654EPD6), 7 pages.

European Application No. 19218259.0-1004 filed Dec. 19, 2019 European Search Report dated May 27, 2020 (EUP0654EPD7), 7 pages.

Extended European Search Report issued in European Application No. 21165888.5, dated Aug. 2, 2021, 7 pages.

Extended European Search Report issued in European Application No. 21166556.7, dated Jul. 21, 2021, 7 pages.

Extended European Search Report issued in European Application No. 21166562.5, dated Jul. 26, 2021, 11 pages.

Extended European Search Report issued in European Application No. 21166564.1, dated Aug. 2, 2021, 7 pages.

First Office Action with English Translation Chinese Application No. 201910562983.0 Action dated Jan. 2, 2020 (EUP0654CN2D15), 1-17 pages.

Gill et al. U.S. Appl. No. 16/059,874, filed Aug. 9, 2018 Cooking Device and Components Thereof Attorney Docket No. EUP0658US2.

Gill et al. U.S. Appl. No. 16/059,876, filed Aug. 9, 2018 Cooking Device and Components Thereof Attorney Docket No. EUP0654US2.

Gill et al. Design U.S. Appl. No. 29/659,578, filed Aug. 9, 2018 Reversible Cooking Rack Attorney Docket No. EUP0821US.

(Apr. 7, 2013), Hip Cooking, [online] [retrieved on Nov. 25, 2019] retrieved from the Internet <https://www.hippressurecooking.com/pressure-cooker-psi-faq-the-stuff-you-didnt-think-to-ask/Laura-Pas-saglia>, "Pressure Cooker PSI FAQ: The Stuff You Didn't Think to Ask about Pressure." 1-26 pages.

International Preliminary Report on Patentability for International Application No. PCT/US18/046077, dated Feb. 20, 2020, (EUP0654PCT), 14 pages.

International Preliminary Report on Patentability for International Application No. PCT/US2018/046079, dated Feb. 20, 2020, (EUP0658PCT), 11 pages.

International Search Report and Written Opinion received for International Application No. PCT/US2019/065662 filed Dec. 11, 2019 dated Mar. 25, 2020 (EUP0863PCT), 7 pages.

International Search Report and Written Opinion received for PCT Application No. PCT/US21/24771, dated Aug. 13, 2021, 19 pages.

International Search Report and Written Opinion received for PCT Patent International Application No. PCT/US2020/017203 International Filing Date: Feb. 7, 2020, dated Jun. 4, 2020 (EUP0896PCT), 6 pages.

International Search Report and Written Opinion received for PCT Patent International Application No. PCT/US2020/017205 International Filing Date: Feb. 7, 2020 dated Jul. 16, 2020 (EUP0900PCT), 8 pages.

International Search Report and Written Opinion received for PCT Patent International Application No. PCT/US2020/019685, dated Dec. 8, 2020, 20 pages.

(56)

References Cited

OTHER PUBLICATIONS

International Search Report and Written Opinion received for PCT Patent International Application No. PCT/US2020/19664 International Filing Date: Feb. 25, 2020, dated Jun. 4, 2020 (EUP0902PCT), 6 pages.

Invitation to Pay Additional Fees for International Application No. PCT/US2020/017205 International Filing Date: Feb. 7, 2020 dated May 19, 2020 (EUP0900PCT), 61 pages.

Invitation to Pay Additional Fees for International Application No. PCT/US2020/019685 International Filing Date: Feb. 25, 2020 dated Oct. 13, 2020 (EUP0841PCT), 11 pages.

Japanese Application No. 2020-030582 filed Feb. 26, 2020 Japanese Office Action with English Translation dated Dec. 8, 2020 (EUP0654JPD), 8 pages.

Japanese Application No. 2020-030585 filed Feb. 26, 2020 Japanese Office Action with English dated Dec. 8, 2020 (EUP0654JPD4), 7 pages.

Japanese Application No. 2020-030586 filed Feb. 26, 2020 Japanese Office Action with English Translation dated Dec. 8, 2020 (EUP0654JPD5), 6 pages.

Japanese Application No. 2020-030587 filed Feb. 26, 2020 Japanese Office Action with English Translation dated Dec. 8, 2020 (EUP0654JPD6), 4 pages.

Japanese Patent Application No. 2020-030583 filed Feb. 26, 2020 Office Action with English Translation dated Nov. 10, 2020 (EUP0654JPD2), 13 pages.

Japanese Patent Application No. 2020-030584 filed Feb. 26, 2020 Office Action with English Translation (EUP0654JPD3), 6 pages. Non-Final Office Action received for U.S. Appl. No. 16/357,270, dated Dec. 21, 2020, 32 pages.

Notification of Transmittal of the International Search Report of the International Searching Authority, or the Declaration. PCT/US2018/046077, dated Dec. 19, 2018, 7 pages.

Notification of Transmittal of the International Search Report of the International Searching Authority, or the Declaration PCT/US2018/046079 dated Jan. 2, 2019, 7 pages.

Notification of Transmittal of the Written Opinion of the International Searching Authority, or the Declaration. PCT/US2018/046077, dated Dec. 19, 2018, 10 pages.

(Jan. 2, 2019) Notification of Transmittal of the Written Opinion of the International Searching Authority, or the Declaration PCT/US2018/046079, 10 pages.

U.S. Appl. No. 16/059,876, filed Aug. 9, 2018 Third Party Submission Under 37 CFR 1.290 dated Feb. 20, 2020 (EUP0654US2) 15 pages.

U.S. Appl. No. 16/548,562, filed Aug. 22, 2019 Third Party Submission Under 37 CFR 1.290 dated Feb. 19, 2020 (EUP0654US2C16C) 15 pages. 1-20 pages.

U.S. Appl. No. 16/671,709, filed Nov. 1, 2019 Non-Final Office Action dated Jul. 8, 2020 (EUP0654US2C16C2), 28 pages.

U.S. Appl. No. 17/084,891, filed Oct. 30, 2020 Third Party Submission Under 37 CFR 1.290 dated Dec. 8, 2020 (EUP0654US2D) 72 pages.

U.S. Appl. No. 16/357,238, filed Mar. 18, 2019 Final Office Action dated Oct. 8, 2019 (EUP0654US2C8), 1-13 pages.

U.S. Appl. No. 16/357,243, filed Mar. 18, 2019 Notice of Allowance dated Oct. 15, 2019 (EUP0654US2C9), 1-9 pages.

U.S. Appl. No. 16/357,270, filed Mar. 18, 2019 Final Office Action dated Dec. 2, 2019 (EUP0654US2C12), 1-20 pages.

U.S. Appl. No. 16/357,141, filed Mar. 18, 2019 Non-Final Office Action dated Jan. 28, 2020 (EUP0654US2C), 17 pages.

U.S. Appl. No. 16/357,175, filed Mar. 18, 2019 Non-Final Office Action dated May 16, 2019 (EUP0654US2C2), 49 pages.

U.S. Appl. No. 16/357,194, filed Mar. 18, 2019 Non-Final Office Action dated May 17, 2019 (EUP0654US2C3), 51 pages.

U.S. Appl. No. 16/357,223, filed Mar. 1, 2019 Non-Final Office Action dated May 23, 2019 (EUP0654US2C4), 11 pages.

U.S. Appl. No. 16/357,227, filed Mar. 18, 2019 Non-Final Office Action dated May 23, 2019 (EUP0654US2C5), 10 pages.

U.S. Appl. No. 16/357,234, filed Mar. 18, 2019 Non-Final Office Action dated May 24, 2019 (EUP0654US2C6), 12 pages.

U.S. Appl. No. 16/357,238, filed Mar. 18, 2019 Non-Final Office Action dated Jan. 14, 2021 (EUP0654US2C8), 32 pages.

U.S. Appl. No. 16/357,238, filed Mar. 18, 2019 Non-Final Office Action dated Feb. 26, 2020 (EUP0654US2C8), 26 pages.

U.S. Appl. No. 16/357,238, filed Mar. 18, 2019 Non-Final Office Action dated May 28, 2019 (EUP0654US2C8), 32 pages.

U.S. Appl. No. 16/357,250, filed Mar. 18, 2019 Non-Final Office Action dated May 24, 2019 (EUP0654US2C10), 18 pages.

U.S. Appl. No. 16/357,270, filed Mar. 18, 2019 Non-Final Office Action dated Jun. 14, 2019 (EUP0654US2C12), 16 pages.

U.S. Appl. No. 16/357,271, filed Mar. 18, 2019 Non-Final OA dated May 15, 2019 (EUP0654US2C13), 7 pages.

U.S. Appl. No. 16/357,273, filed Mar. 8, 2019 Non-Final Office Action dated May 17, 2019 (EUP0654US2C14), 8 pages.

U.S. Appl. No. 16/357,274, filed Mar. 18, 2019 Non-Final Office Action dated May 10, 2019 (EUP0654US2C15), 7 pages.

U.S. Appl. No. 16/357,276, filed Mar. 18, 2019 Non-Final Office Action dated May 10, 2019 (EUP0654US2C16), 7 pages.

U.S. Appl. No. 16/357,277, filed Mar. 18, 2019 Non-Final Office Action dated May 9, 2019 (EUP0654US2C17), 9 pages.

U.S. Appl. No. 16/357,279, filed Mar. 18, 2019 Non-Final Office Action dated May 30, 2019 (EUP0654US2C18), 9 pages.

U.S. Appl. No. 16/357,280, filed Mar. 18, 2019 Non-Final Office Action dated Feb. 4, 2020 (EUP0654US2C19), 8 pages.

U.S. Appl. No. 16/357,280, filed Mar. 18, 2019 Non-Final Office Action dated May 14, 2019 (EUP0654US2C19), 8 pages.

U.S. Appl. No. 16/402,023, filed May 2, 2019 Final Office Action dated Nov. 17, 2020 (EUP0841 US2), 1-27 pages.

U.S. Appl. No. 16/402,029, filed May 2, 2019 Final Office Action dated Dec. 31, 2019 (EUP0841 US3), 1-6 pages.

U.S. Appl. No. 16/402,023, filed May 2, 2019 Non-Final Office Action dated Feb. 27, 2020 (EUP0841 US2), 25 pages.

U.S. Appl. No. 16/402,023, filed May 2, 2019 Non-Final Office Action dated May 30, 2019 (EUP0841 US2).

U.S. Appl. No. 16/402,029, filed May 2, 2019 Final Office Action dated Mar. 5, 2020 (EUP0841 US3), 9 pages.

U.S. Appl. No. 16/402,029, filed May 2, 2019 Non-Final Office Action dated Jun. 13, 2019 (EUP0841 US3).

U.S. Appl. No. 16/402,029, filed May 2, 2019, Non-Final Office Action dated Aug. 24, 2020 (EUP0841 US3), 27 pages.

U.S. Appl. No. 16/402,035, filed May 2, 2019 Non-Final Office Action dated Aug. 8, 2019 (EUP0841 US4), 1-90 pages.

U.S. Appl. No. 16/548,562, filed Aug. 22, 2019 Non-Final Office Action dated Aug. 3, 2020 (EUP0654US2C16C), 35 pages.

U.S. Appl. No. 16/559,174, filed Sep. 3, 2019 Non-Final Office Action dated Aug. 28, 2020 (EUP0841 US3C), 58 pages.

U.S. Appl. No. 16/671,709, filed Nov. 1, 2019 Non-Final Office Action dated Jan. 8, 2020 (EUP0654US2C16C2), 1-5 pages.

U.S. Appl. No. 16/671,709, filed Nov. 1, 2019 Third Party Submission Under 37 CFR 1.290 dated Feb. 26, 2020 (EUP0654US2C16C2), 1-79 pages.

U.S. Appl. No. 16/671,972, filed Nov. 1, 2019 Non-Final Office Action dated Dec. 18, 2019 (EUP0654US2C16C3), 1-5 pages.

U.S. Appl. No. 16/671,709, filed Nov. 1, 2019 Final Office Action dated Jan. 1, 2021 (EUP0654US2C16C2), 29 pages.

U.S. Appl. No. 16/671,972, filed Nov. 1, 2019 Final Office Action dated Feb. 24, 2021 (EUP0654US2C16C3), 59 pages.

U.S. Appl. No. 16/671,972, filed Nov. 1, 2019 Non-Final Office Action dated Jul. 31, 2020 (EUP0654US2C16C3), 30 pages.

U.S. Appl. No. 16/671,972, filed Nov. 1, 2019 Third Party Submission Under 37 CFR 1.290 dated Feb. 27, 2020 (EUP0654US2C16C3), 1-81 pages.

U.S. Appl. No. 16/678,628, filed Nov. 8, 2019 Non-Final Office Action dated Nov. 2, 2020 (EUP0841 US4C), 53 pages.

U.S. Appl. No. 16/678,628, filed Nov. 8, 2019 Notice of Allowance dated Sep. 21, 2020 (EUP0841 US4C), 9 pages.

U.S. Appl. No. 16/800,089, filed Feb. 25, 2020 Third Party Submission Under 37 CFR 1.290 dated Mar. 13, 2020 (EUP0654US2C11 D), 1-82 pages.

U.S. Appl. No. 17/139,236, filed Dec. 31, 2020 Non-Final Office Action dated Mar. 8, 2021 (EUP0654US2C22), 307 pages.

(56)

References Cited

OTHER PUBLICATIONS

U.S. Appl. No. 17/139,283, filed Dec. 31, 2020 Non-Final Office Action dated Mar. 10, 2021 (EUP0654US2C23), 309 pages.

U.S. Appl. No. 17/139,314, filed Dec. 31, 2020 Non-Final Office Action dated Mar. 23, 2021 (EUP0654US2C24), 310 pages.

U.S. Appl. No. 17/139,599, filed Dec. 31, 2020, Non-Final Office Action dated Feb. 23, 2021 (EUP1521 US4), 9 pages.

U.S. Appl. No. 16/357,602, filed Dec. 31, 2020, Non-Final Office Action dated Feb. 22, 2021 (EUP1521 USS), 33 pages.

US Application No. EUP0654US2C8 filed Mar. 18, 2019 Final Office Action dated Aug. 24, 2020 (EUP0654US2C8), 33 pages.

U.S. Appl. No. 16/357,141, filed Mar. 18, 2019 Interview Summary dated Jun. 17, 2019 (EUP0654US2C), 1-3 pages.

U.S. Appl. No. 16/357,175, filed Mar. 18, 2019 Final Office Action dated Sep. 30, 2019 (EUP0654US2C2), 1-17 pages.

U.S. Appl. No. 16/357,194, filed Mar. 18, 2019 Final Office Action dated Sep. 30, 2019 (EUP0654US2C3), 1-17 pages.

U.S. Appl. No. 16/357,223, filed Mar. 18, 2019 Final Office Action dated Oct. 3, 2019 (EUP0654US2C4), 1-7 pages.

U.S. Appl. No. 16/357,238, filed Mar. 18, 2019 Interview Summary dated Jun. 26, 2019 (EUP0654US2C8), 1-4 pages.

U.S. Appl. No. 16/357,250, filed Mar. 18, 2019 Final Office Action dated Sep. 13, 2019 (EUP0654US2C10), 1-14 pages.

U.S. Appl. No. 16/357,250, filed Mar. 18, 2019 Interview Summary dated Jun. 17, 2019 (EUP0654US2C10), 1-4 pages.

U.S. Appl. No. 16/357,250, filed Mar. 18, 2019 Non-Final Office Action dated Apr. 17, 2020 (EUP0654US2C10), 1-12 pages.

U.S. Appl. No. 16/357,274, filed Mar. 18, 2019 Interview Summary dated Jun. 5, 2019 (EUP0654US2C15), 1-3 pages.

U.S. Appl. No. 16/357,276, filed Mar. 18, 2019 Interview Summary dated Jun. 5, 2019 1—(EUP0654US2C16), 1-4 pages.

U.S. Appl. No. 16/357,277, filed Mar. 18, 2019 Interview Summary dated Jun. 3, 2019 1—(EUP0654US2C17), 1-4 pages.

U.S. Appl. No. 16/357,279, filed Mar. 18, 2019 Interview Summary dated Jun. 19, 2019 (EUP0654US2C18), 1-4 pages.

U.S. Appl. No. 16/357,280, filed Mar. 18, 2019 Final Office Action dated Sep. 13, 2019 (EUP0654US2C19), 1-11 pages.

U.S. Appl. No. 16/357,280, filed Mar. 18, 2019 Interview Summary dated Jun. 17, 2019 (EUP0654US2C19), 1-3 pages.

U.S. Appl. No. 16/357,141, filed Mar. 18, 2019 Final Office Action dated Aug. 30, 2019 (EUP0654US2C), 20 pages.

U.S. Appl. No. 16/357,141, filed Mar. 18, 2019 Non-Final Office Action dated May 16, 2019 (EUP0654US2C), 17 pages.

U.S. Appl. No. 16/357,243, filed Mar. 18, 2019 Non-Final Office Action dated Jun. 3, 2019 (EUP0654US2C9), 24 pages.

U.S. Appl. No. 16/357,282, filed Mar. 18, 2019 Non-Final Office Action dated Jun. 27, 2019 (EUP0654US2C20), 19 pages.

U.S. Appl. No. 16/402,023, filed May 2, 2019 Final Office Action dated Oct. 28, 2019 (EUP0841 US2), 1-27 pages.

U.S. Appl. No. 16/548,562, filed Aug. 22, 2019 Non-Final Office Action dated Oct. 25, 2019 (EUP0654US2C16C), 1-20 pages.

U.S. Appl. No. 16/548,562, filed Aug. 22, 2019 Final Office Action dated Mar. 9, 2020 (EUP0654US2C16C), 26 pages.

U.S. Appl. No. 16/559,174, filed Sep. 3, 2019 Final Office Action dated Mar. 12, 2020 (EUP0841 US3C), 1-35 pages.

U.S. Appl. No. 16/559,174, filed Sep. 3, 2019 Non-Final Office Action dated Oct. 11, 2019 (EUP0841 US3C), 1-10 pages.

U.S. Appl. No. 16/357,251, filed Mar. 18, 2019 Non-Final Office Action dated Aug. 1, 2019 (EUP0654US2C11), 186 pages.

Varjabedian et al. Design U.S. Appl. No. 29/659,571, filed Aug. 9, 2018 Food Preparation Device, User Interface and Part Thereof Attorney Docket No. EUP0776US.

Written Opinion for International Application No. PCT/US2019/065662 dated Mar. 25, 2020 (EUP0863PCT), 7 pages.

Written Opinion for International Application No. PCT/US2020/017203 dated Jun. 4, 2020 (EUP0896PCT), 10 pages.

Written Opinion for International Application No. PCT/US2020/017205 dated Jul. 16, 2020 (EUP0900PCT), 11 pages.

Written Opinion for International Application No. PCT/US2020/019685 dated Dec. 8, 2020 (EUP0841 PCT), 12 pages.

(Apr. 2, 2019) Anthony et al. “Cooking Device and Components Thereof U.S. Appl. No. 16/402,023 (EUP0841US2)”.

(Apr. 2, 2019) Anthony et al. “Cooking Device and Components Thereof U.S. Appl. No. 16/402,029 (EUP0841US3)”.

(Apr. 2, 2019) Anthony et al. “Cooking Device and Components Thereof U.S. Appl. No. 16/402,035 (EUP0841US4)”.

(Jun. 19, 2018) Gill et al. “Design U.S. Appl. No. 29/653,847 Air Diffuser and Air Diffuser with Food Preparation Pot Attorney Docket No. EUP0788US”.

(Aug. 9, 2018) Gill et al. “Design U.S. Appl. No. 29/659,576 Cooking Basket Attorney Docket No. EUP0822US”.

* cited by examiner

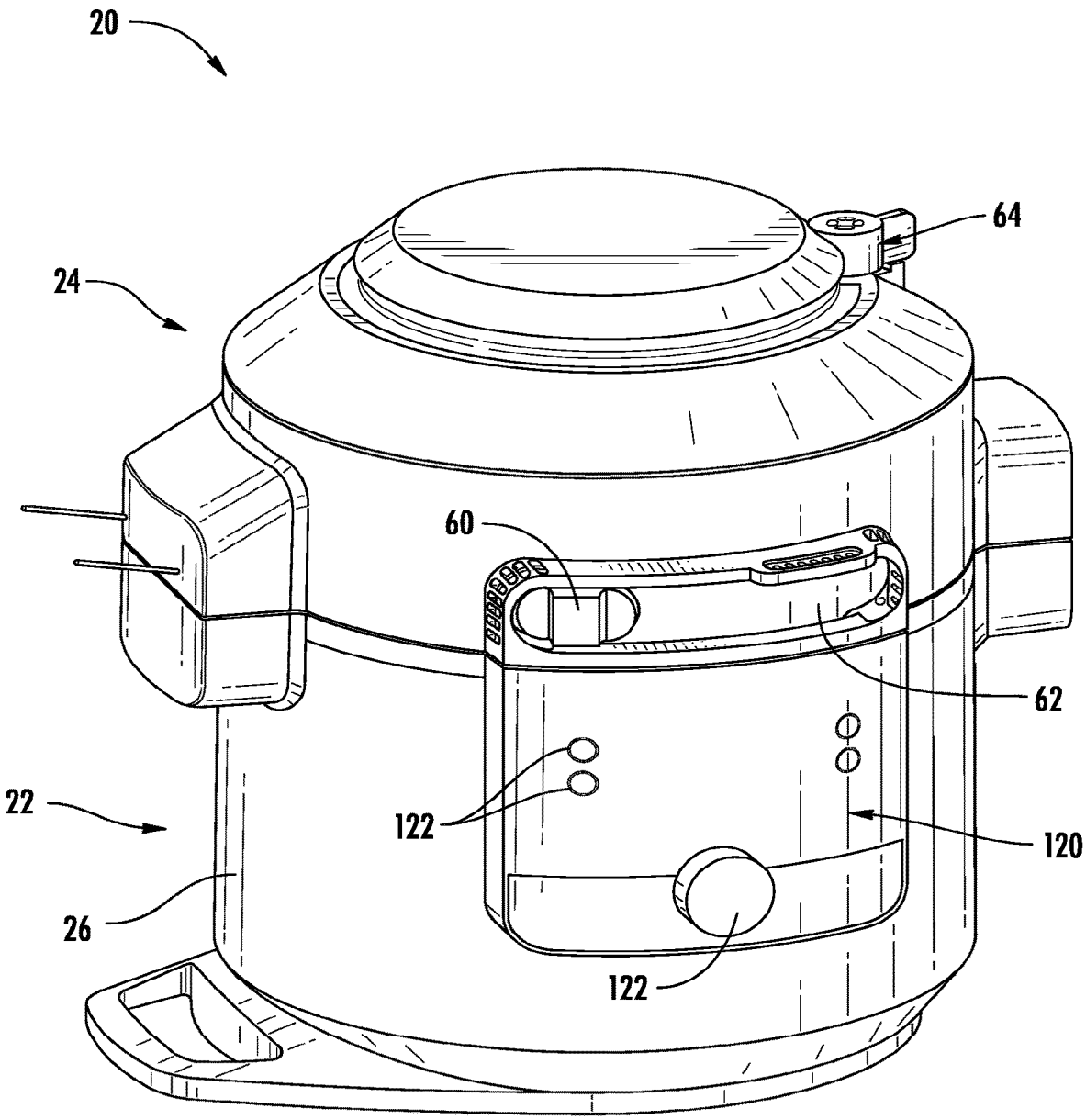


FIG. 1

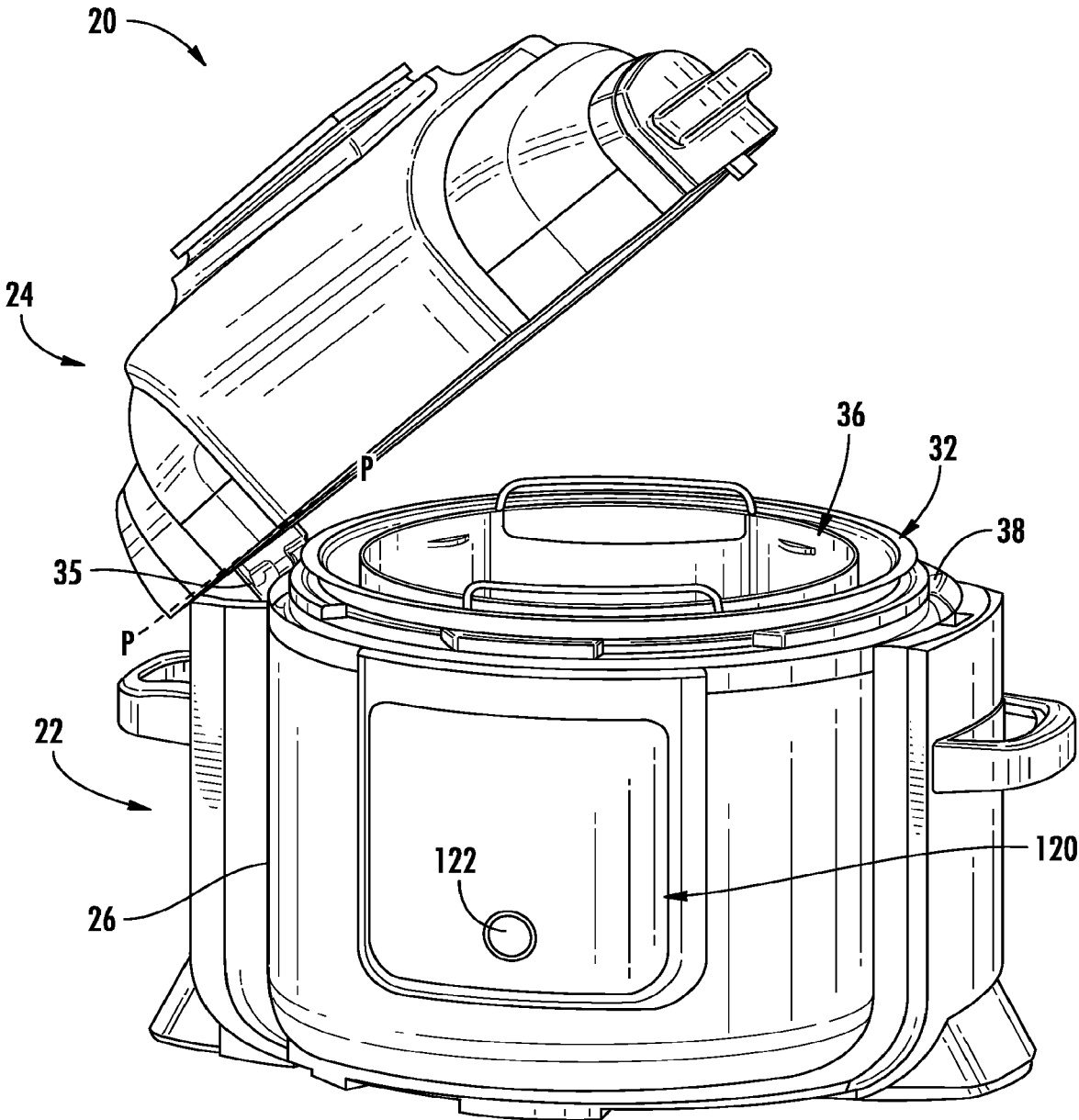
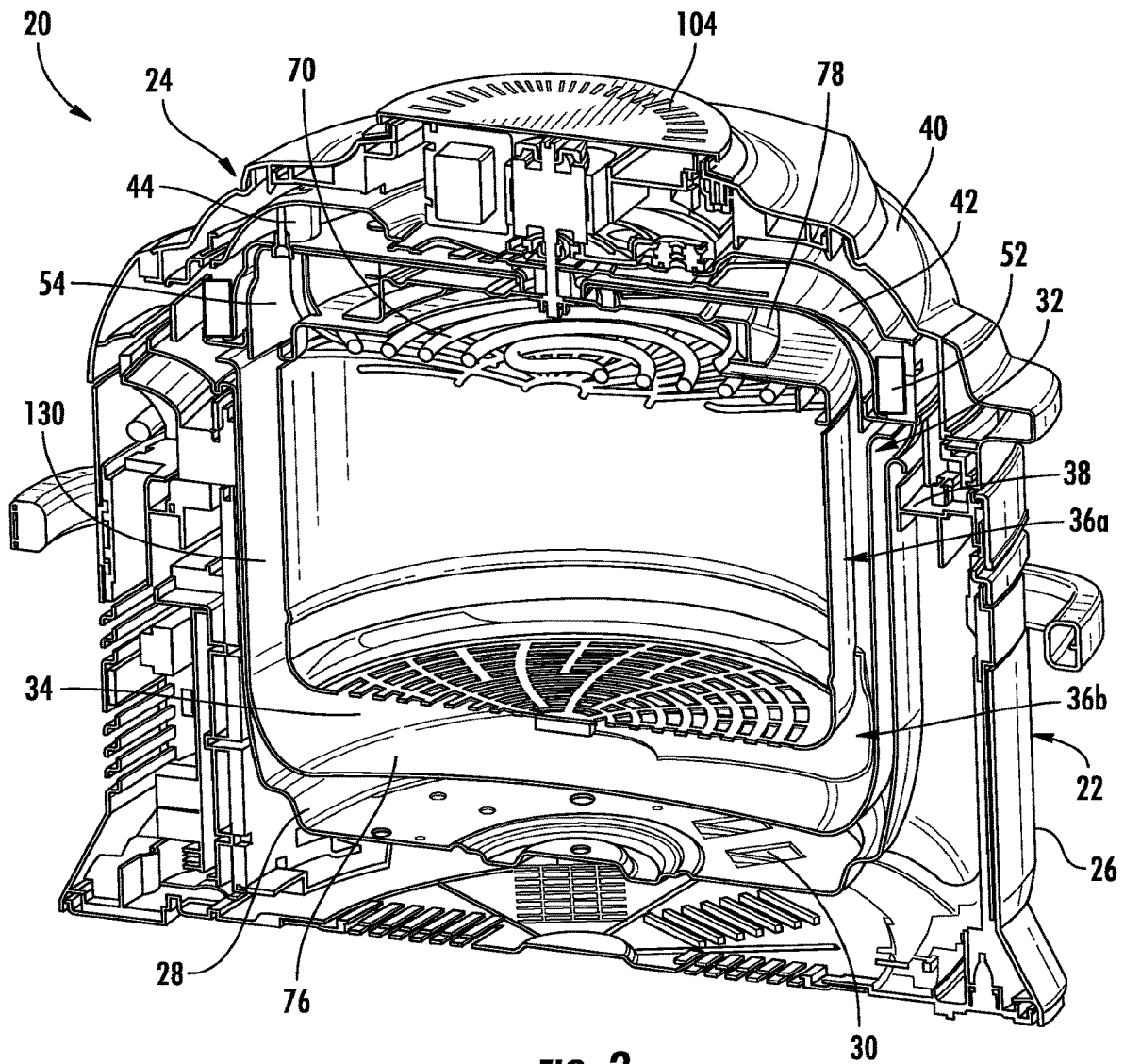


FIG. 2



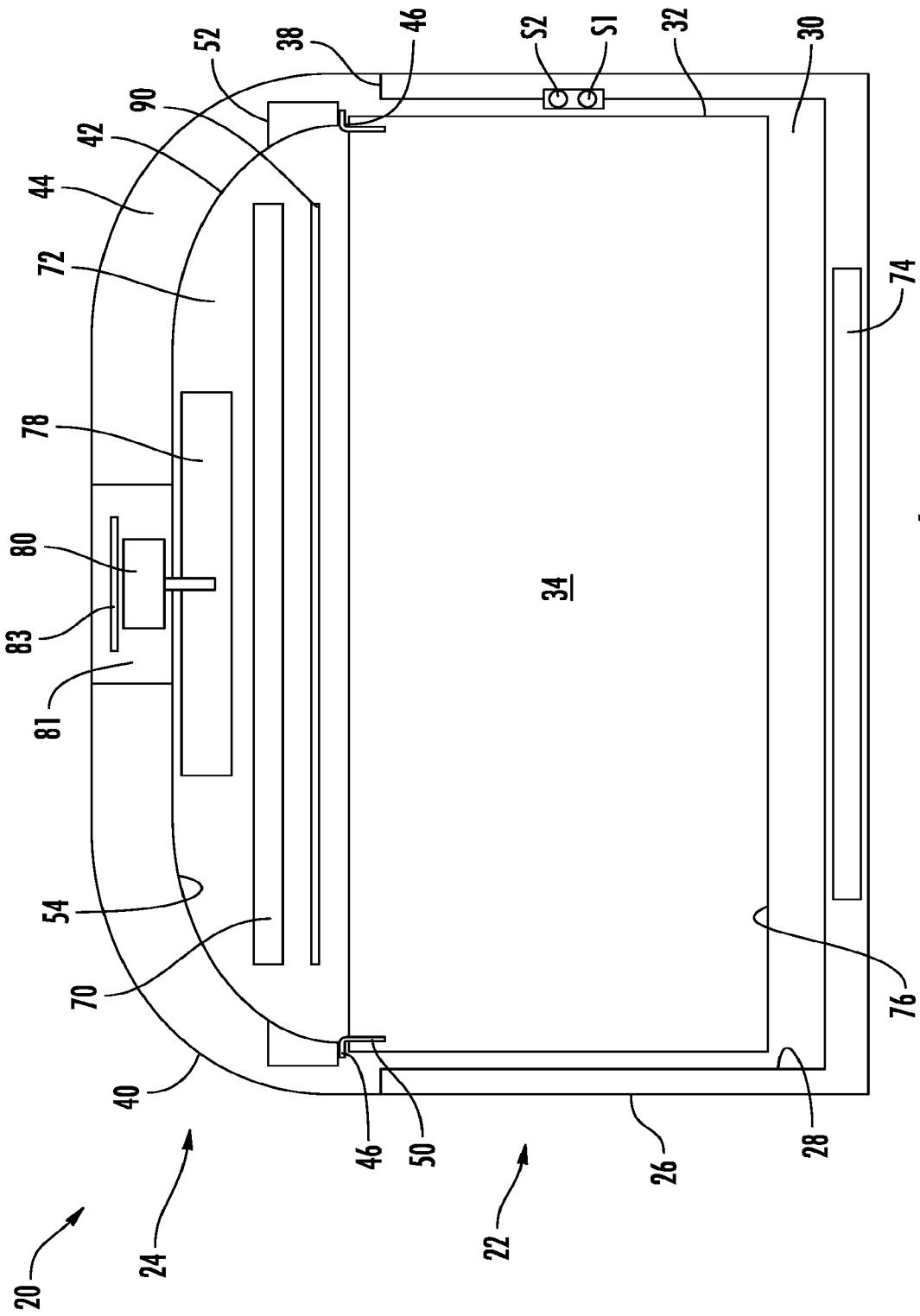


FIG. 4

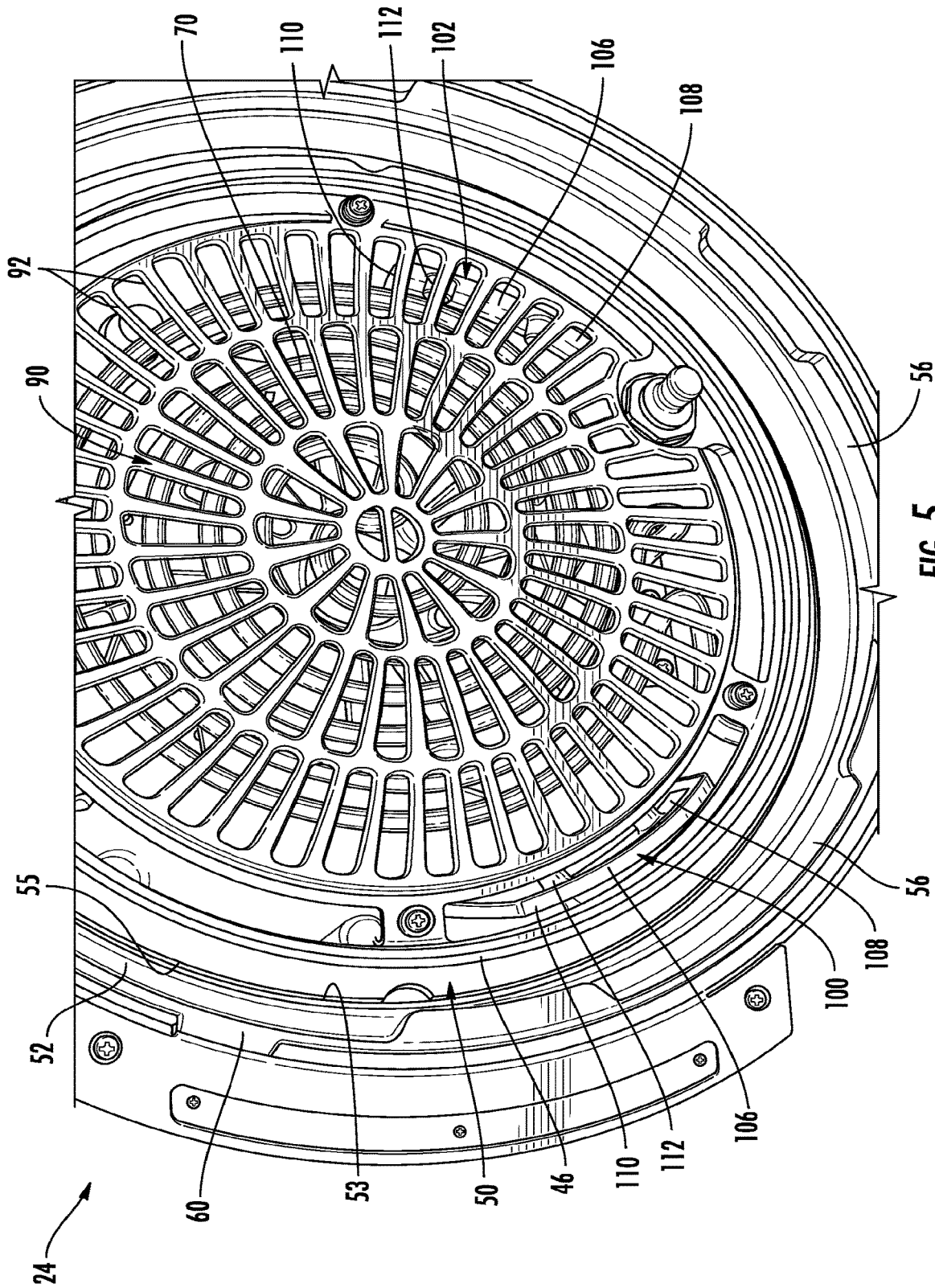
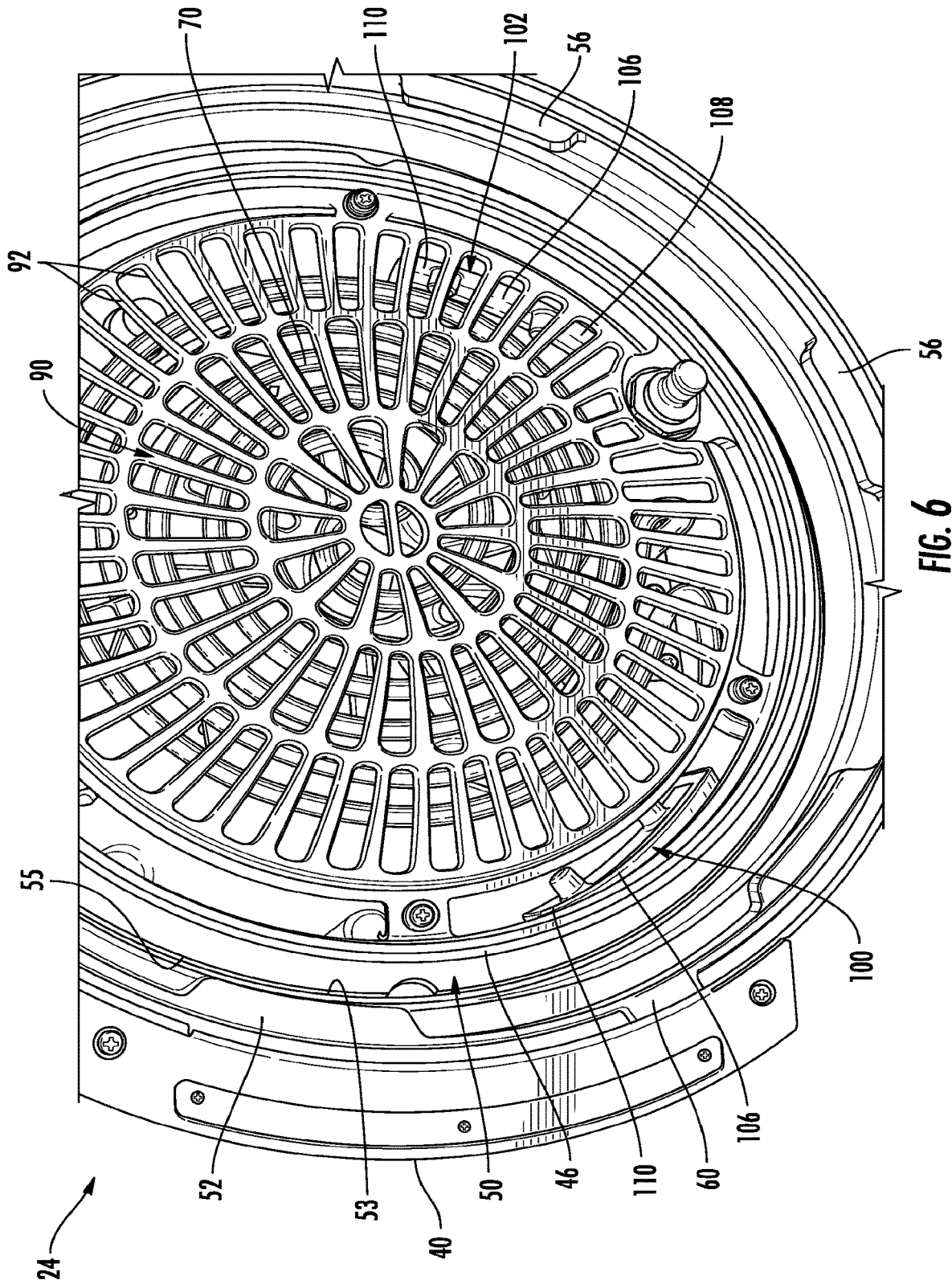


FIG. 5



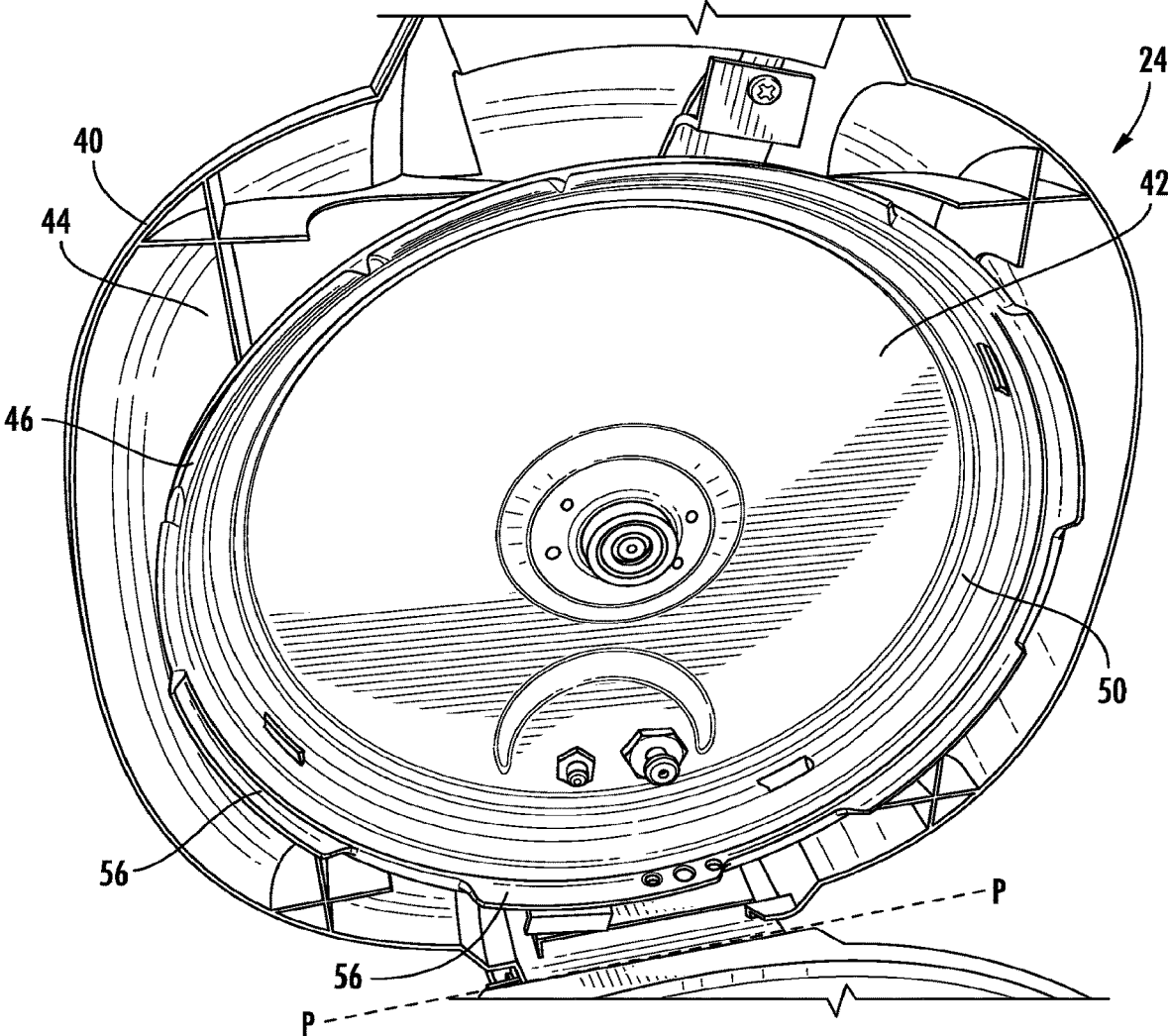


FIG. 7

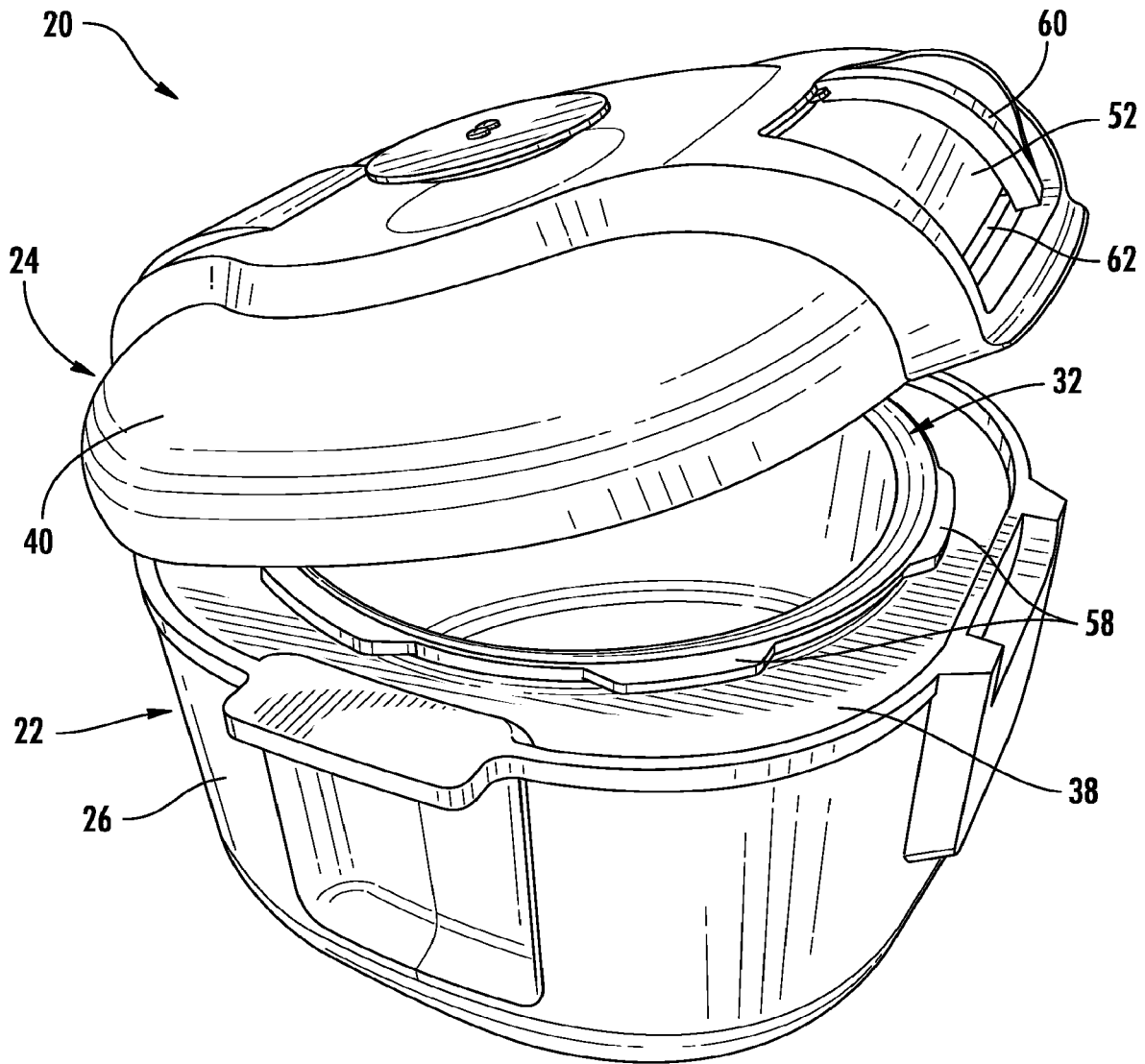


FIG. 8

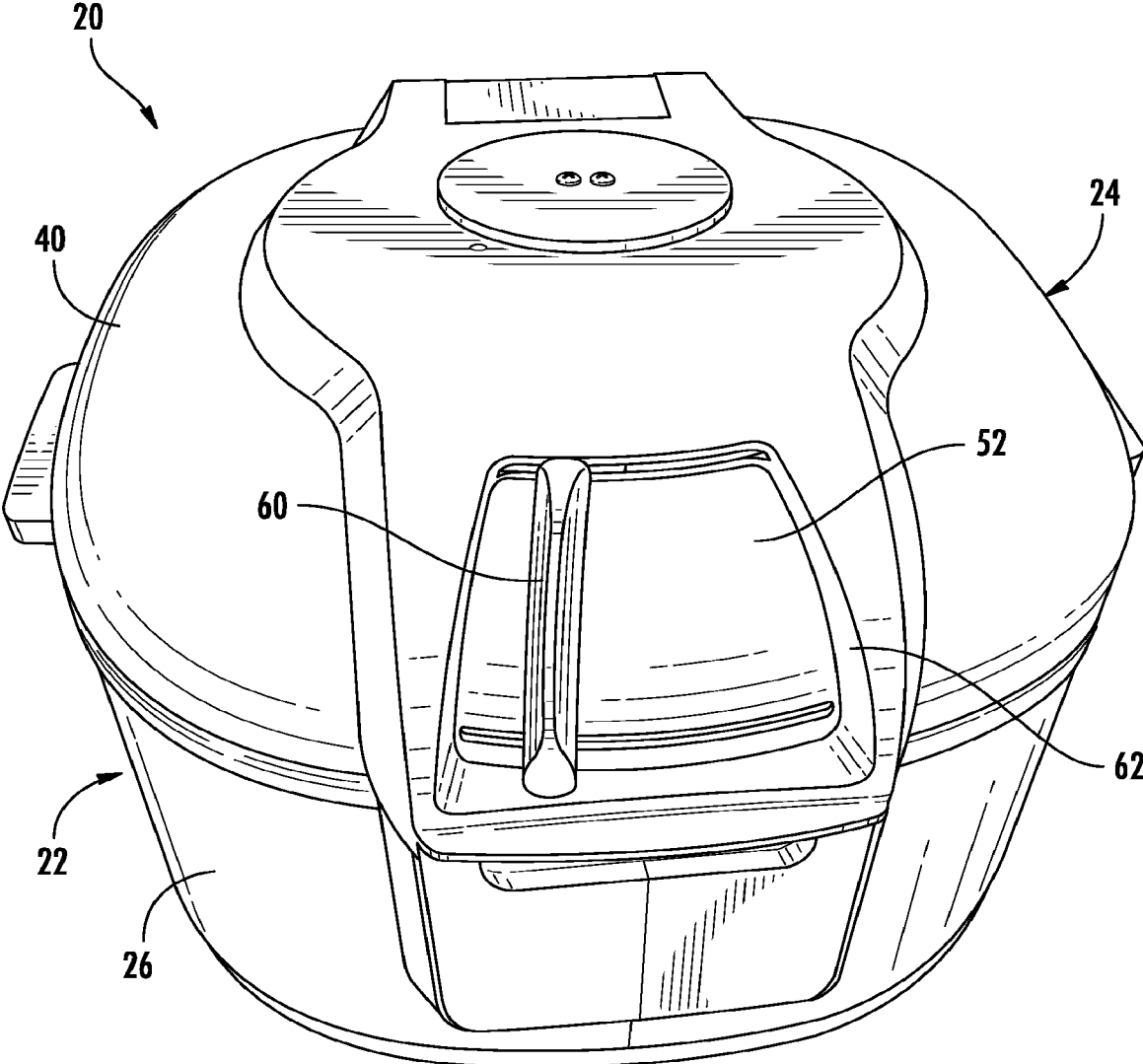


FIG. 9

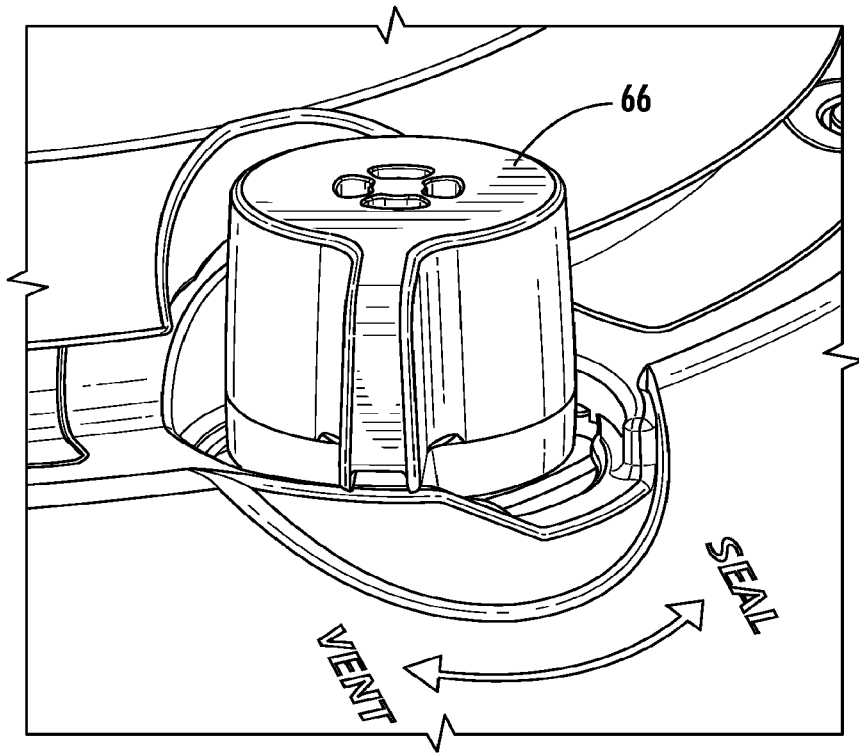


FIG. 10A

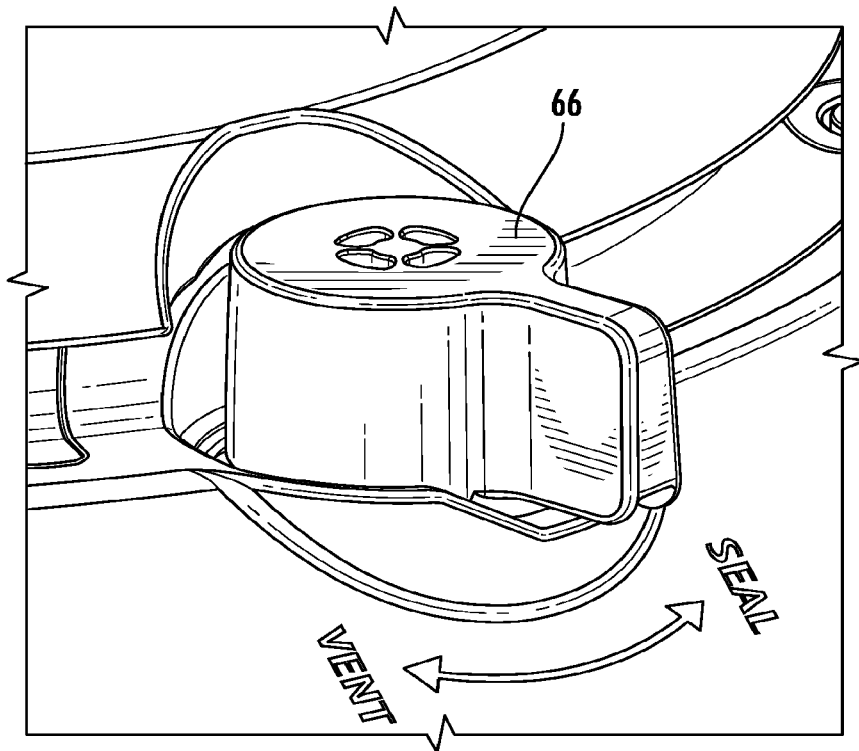


FIG. 10B

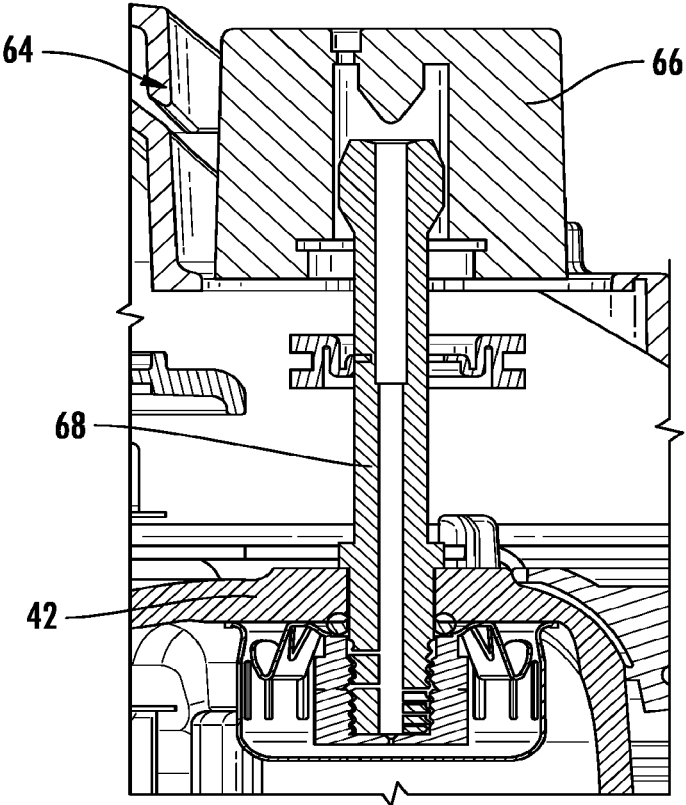


FIG. 11A

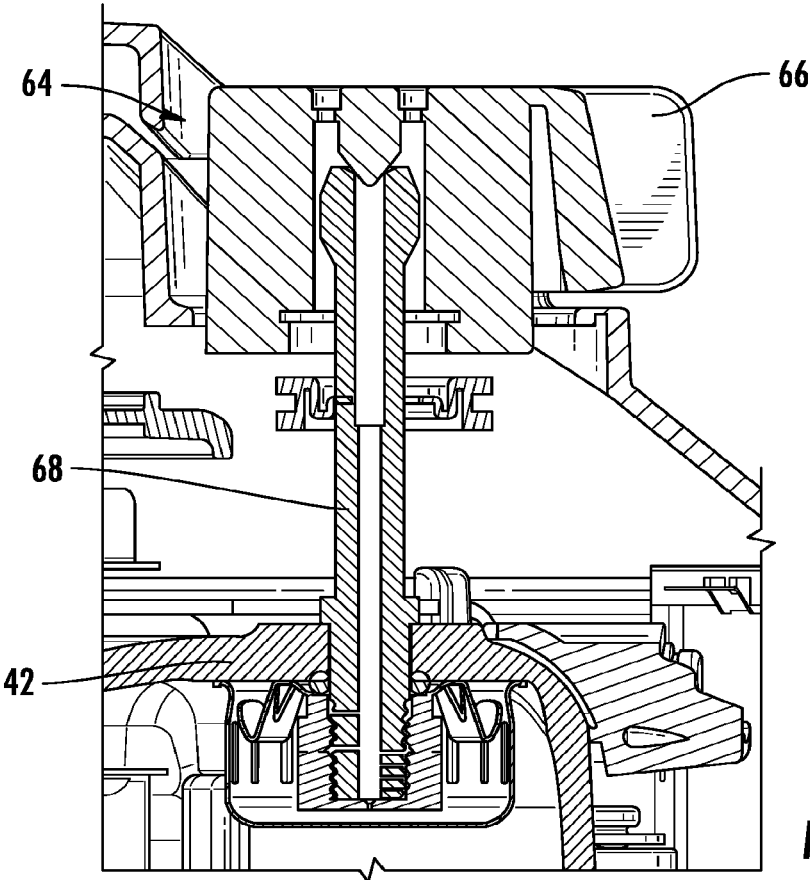


FIG. 11B

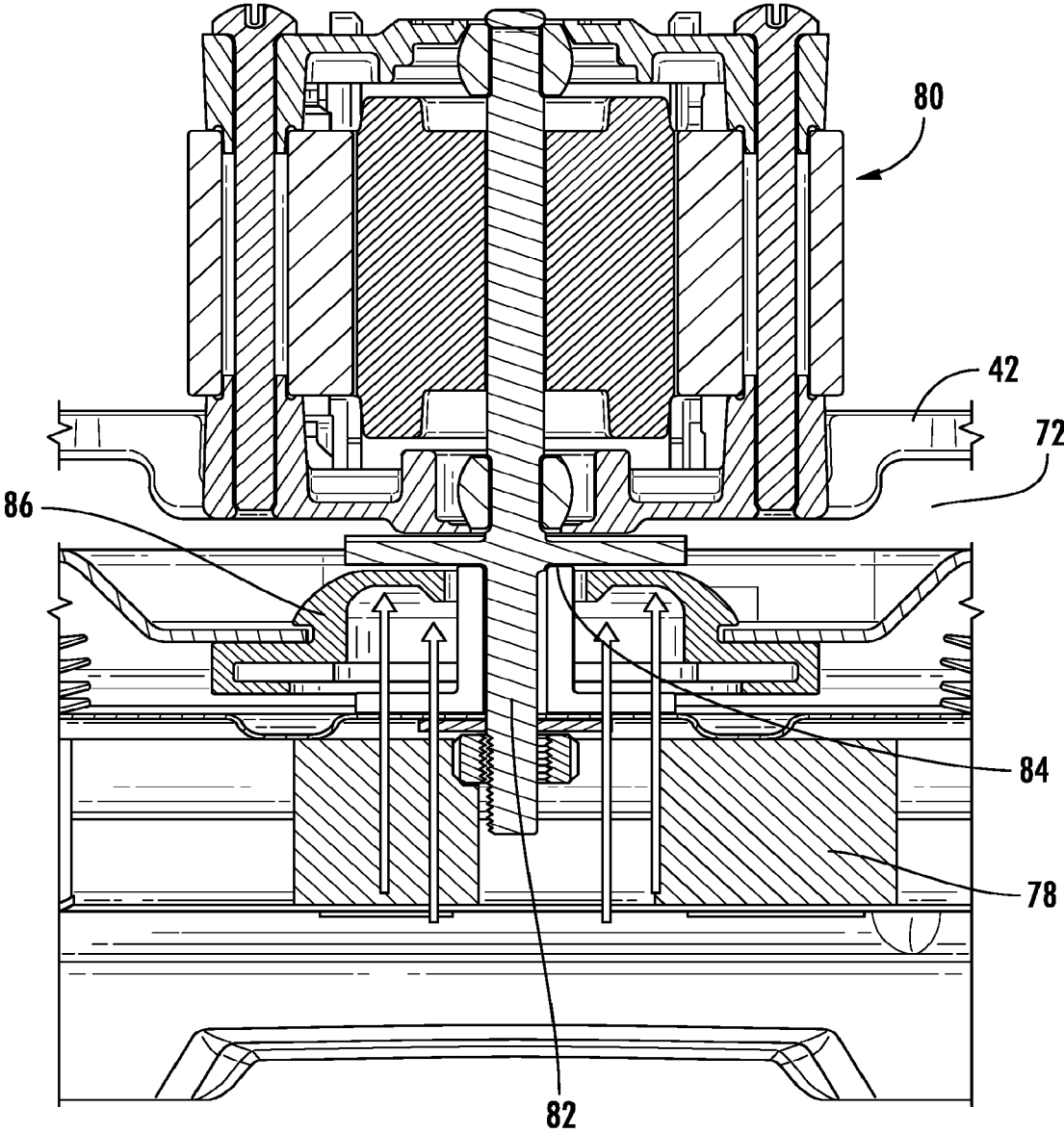


FIG. 12

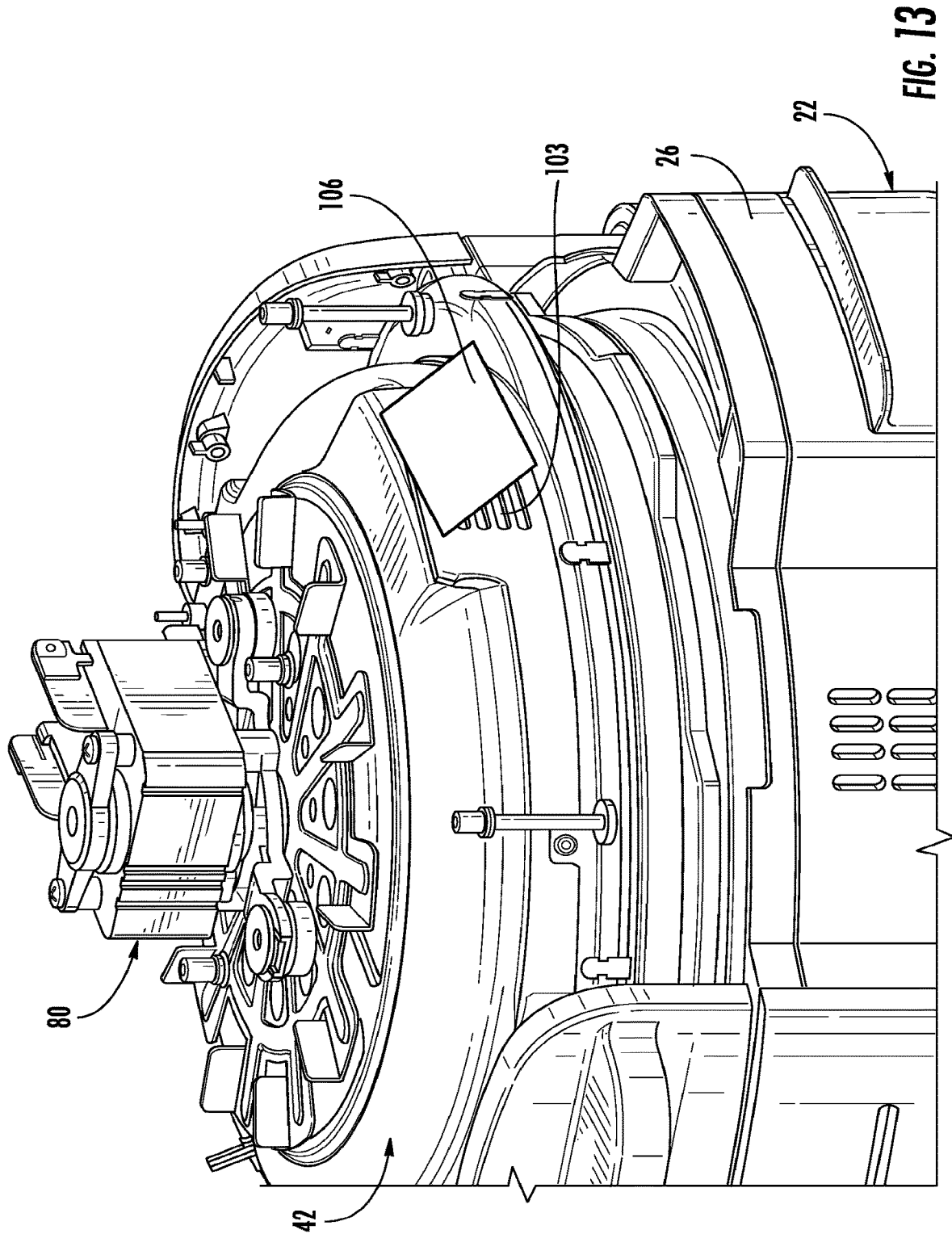


FIG. 13

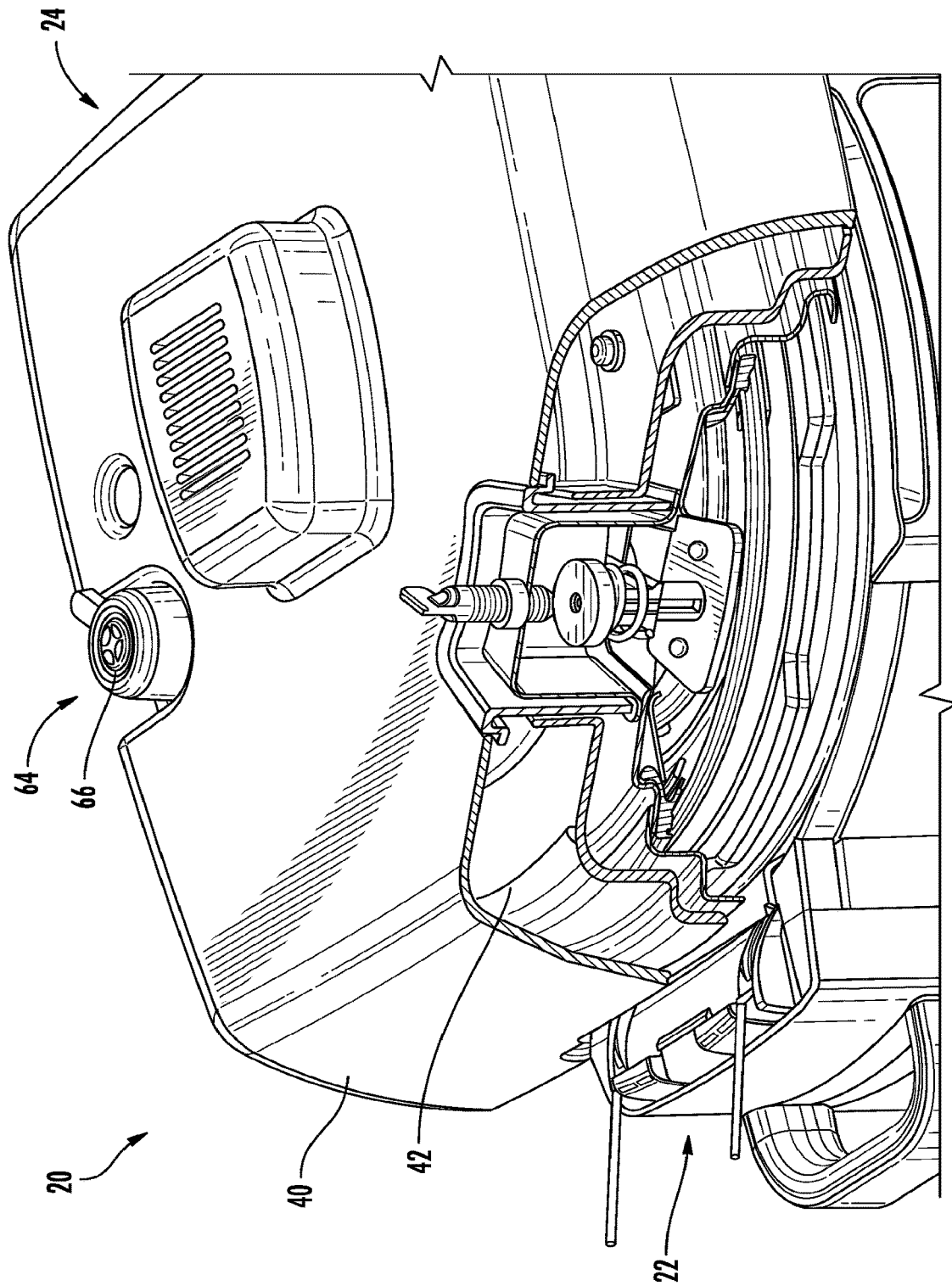


FIG. 14

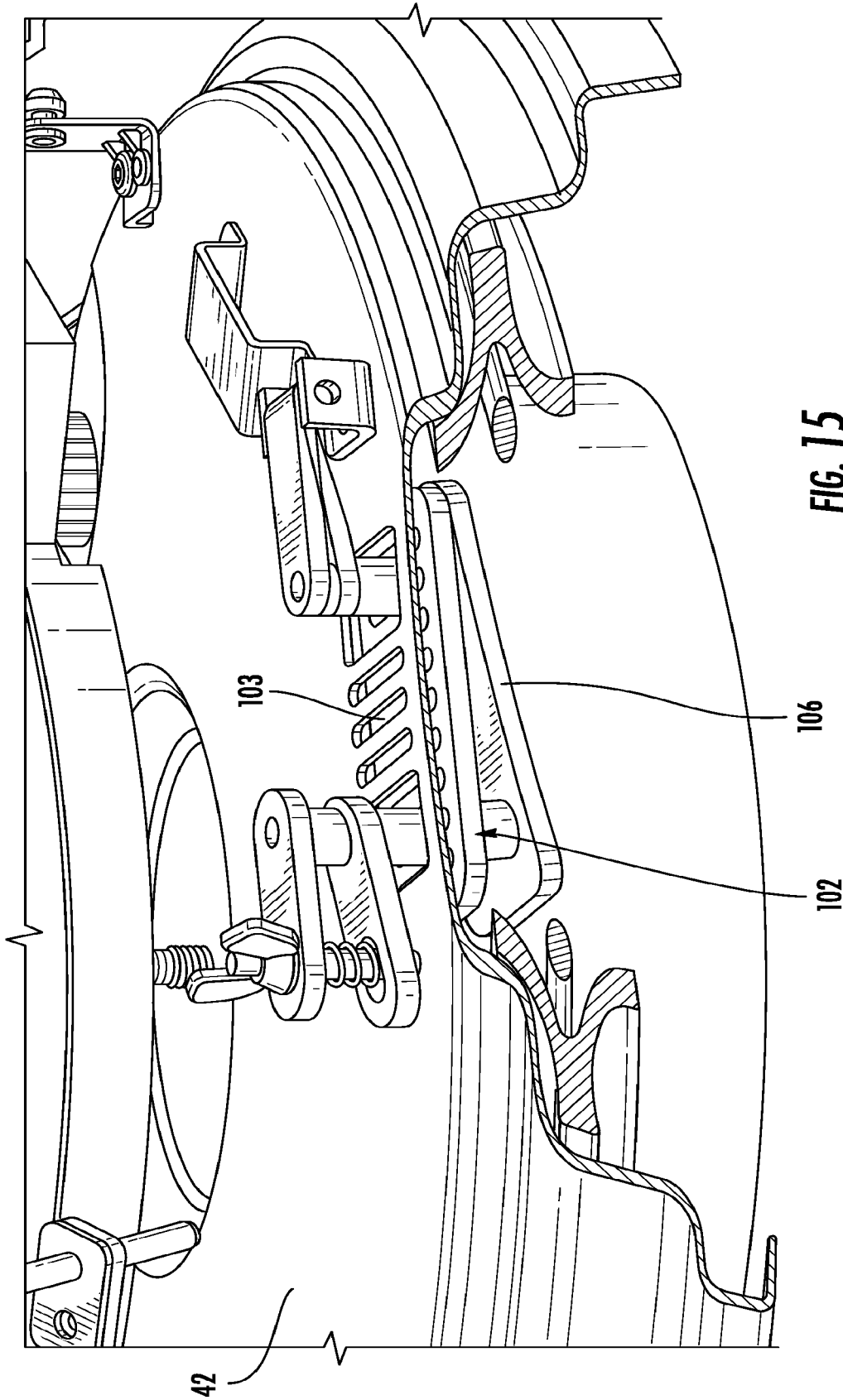
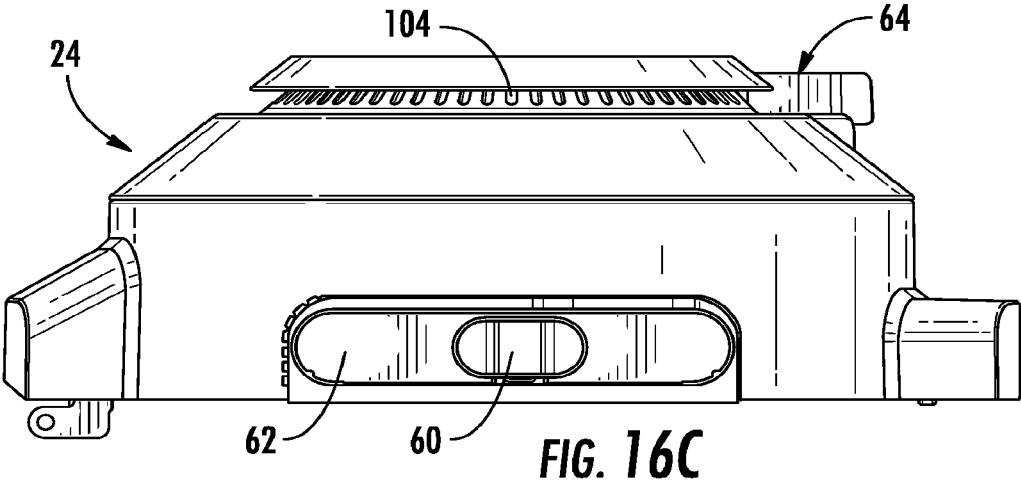
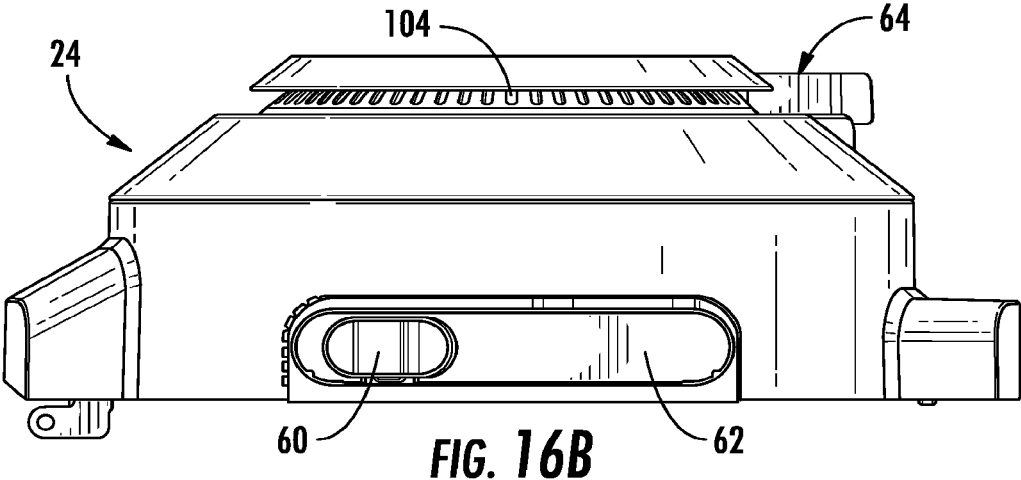
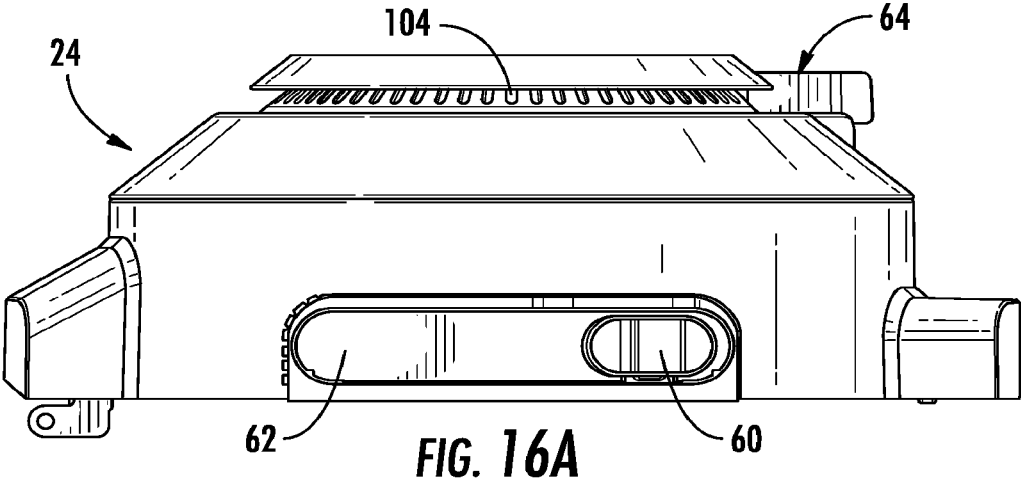


FIG. 15



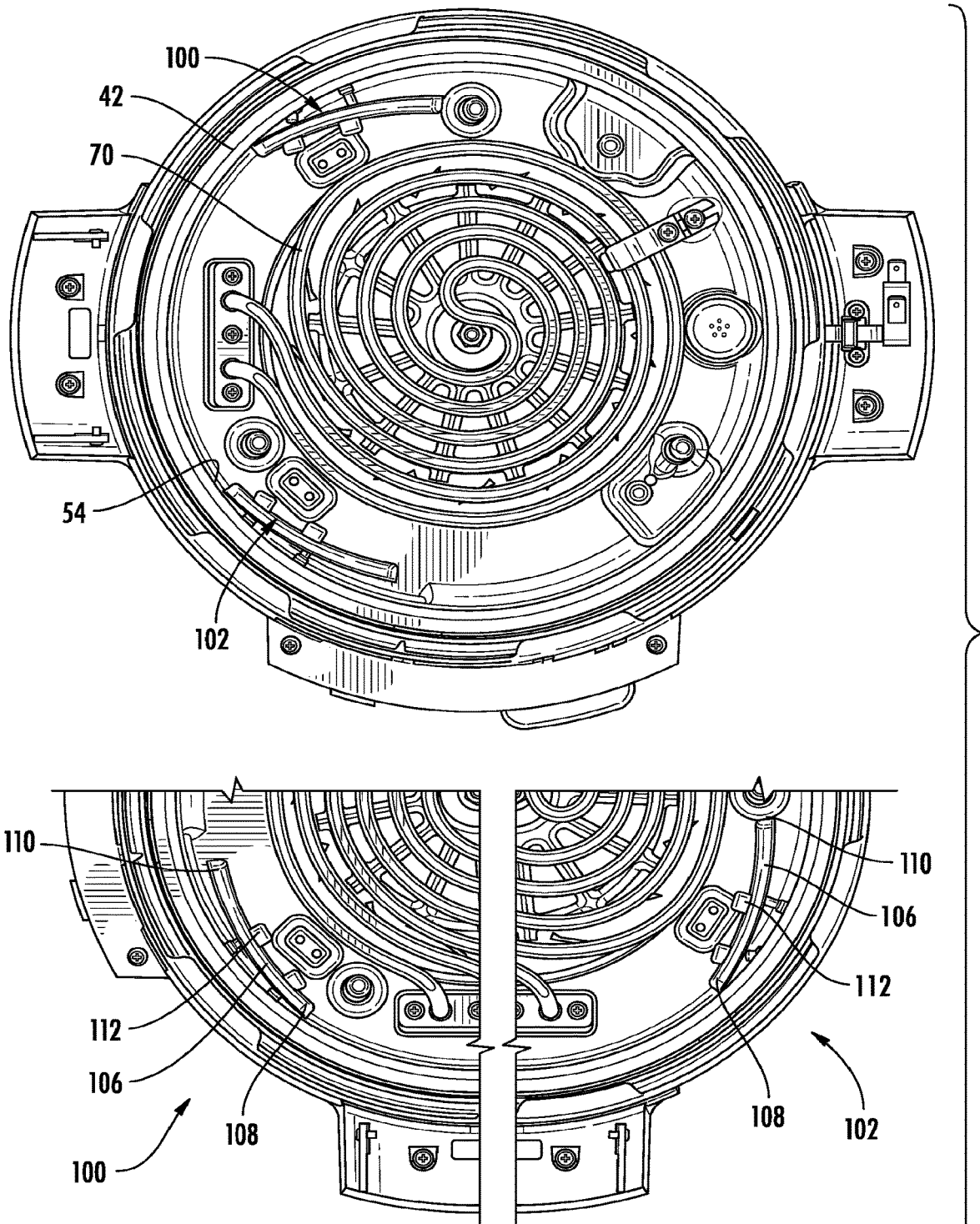


FIG. 17A

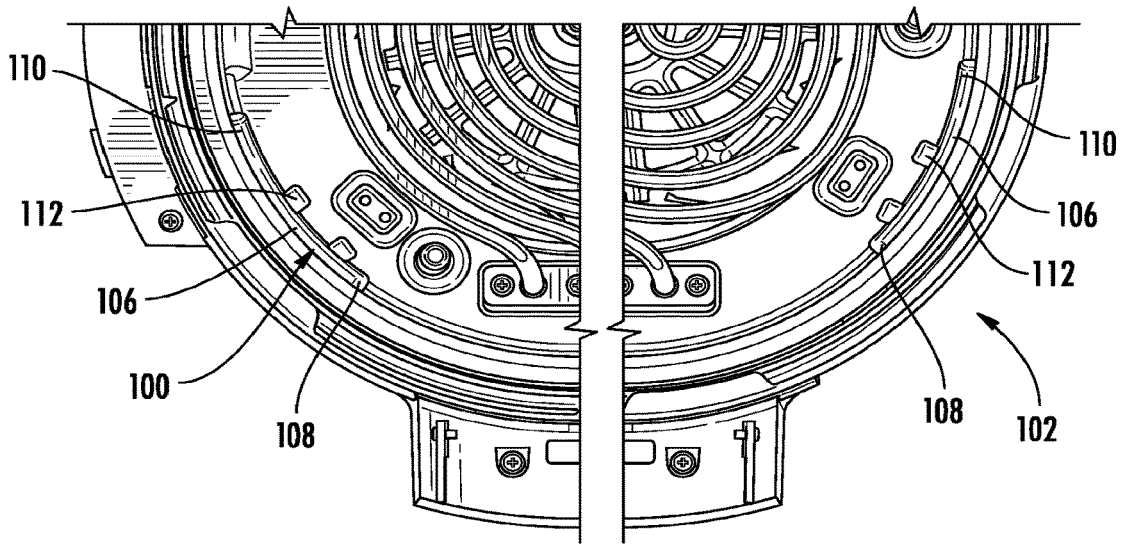
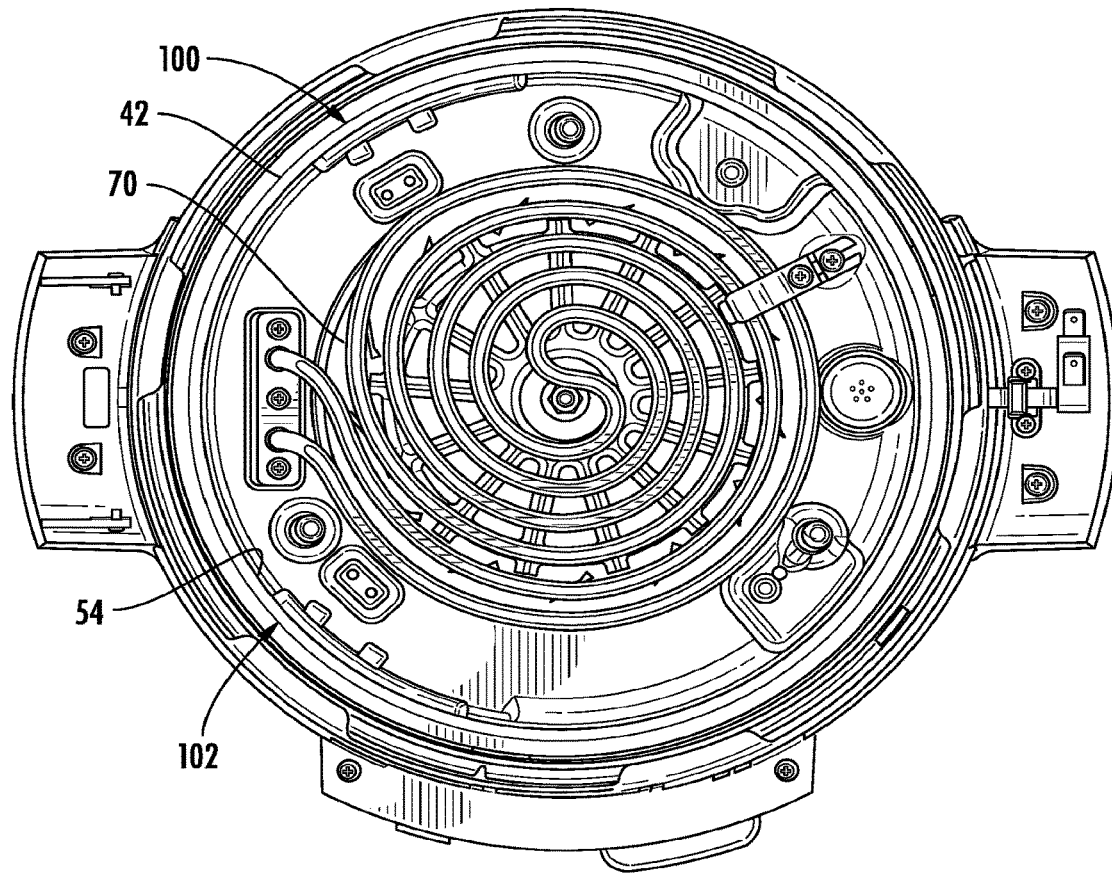


FIG. 17B

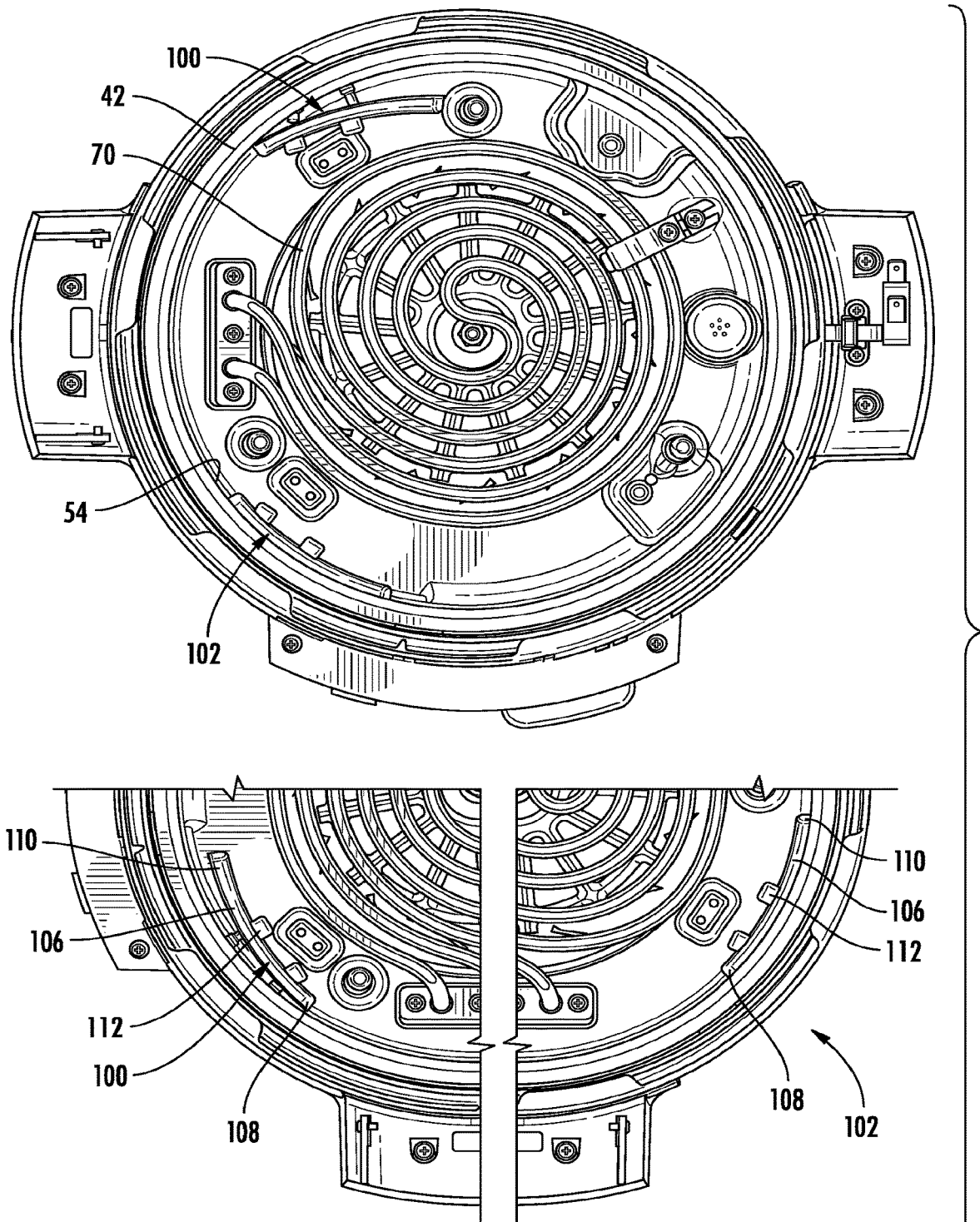


FIG. 17C

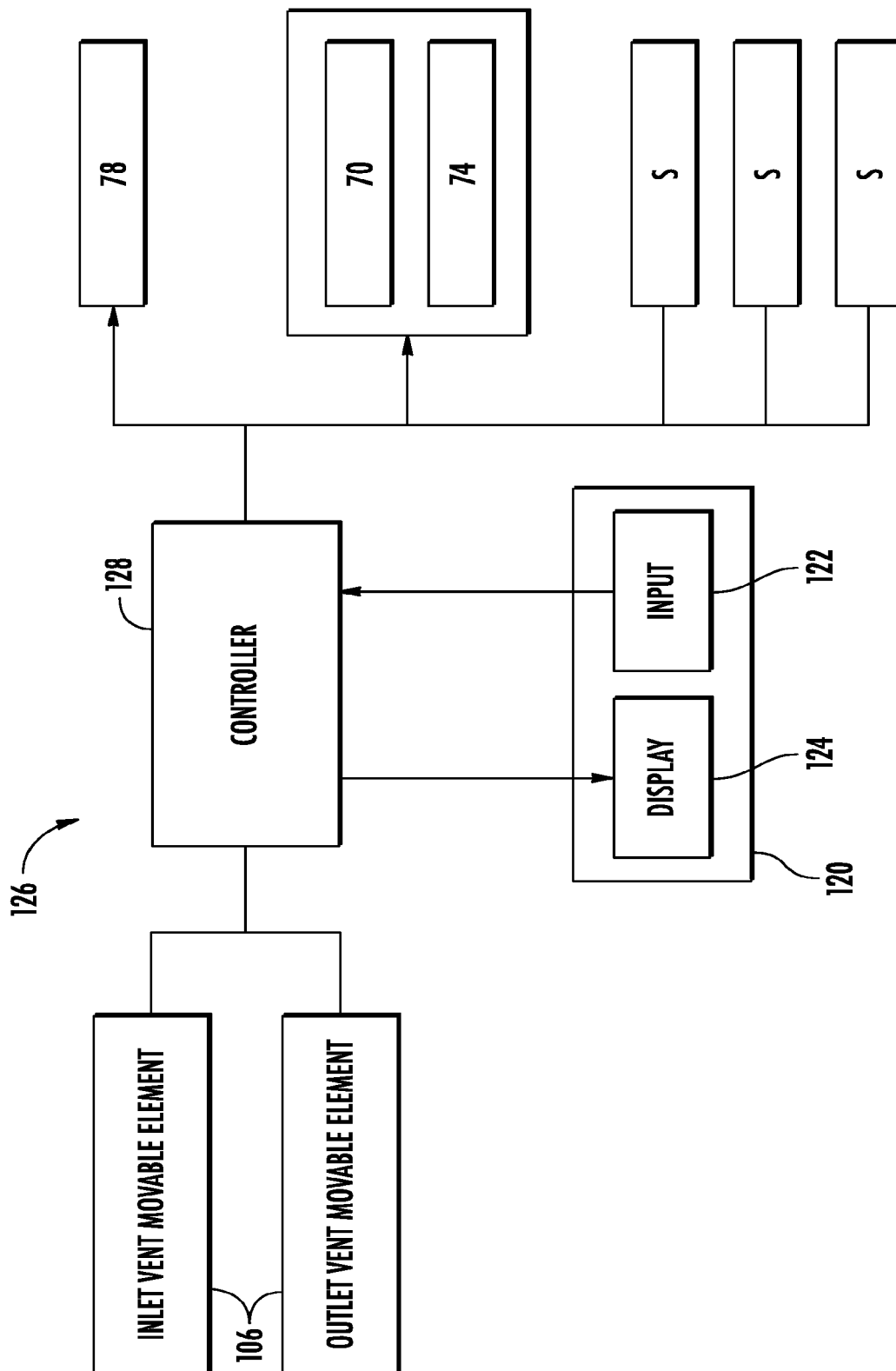


FIG. 18

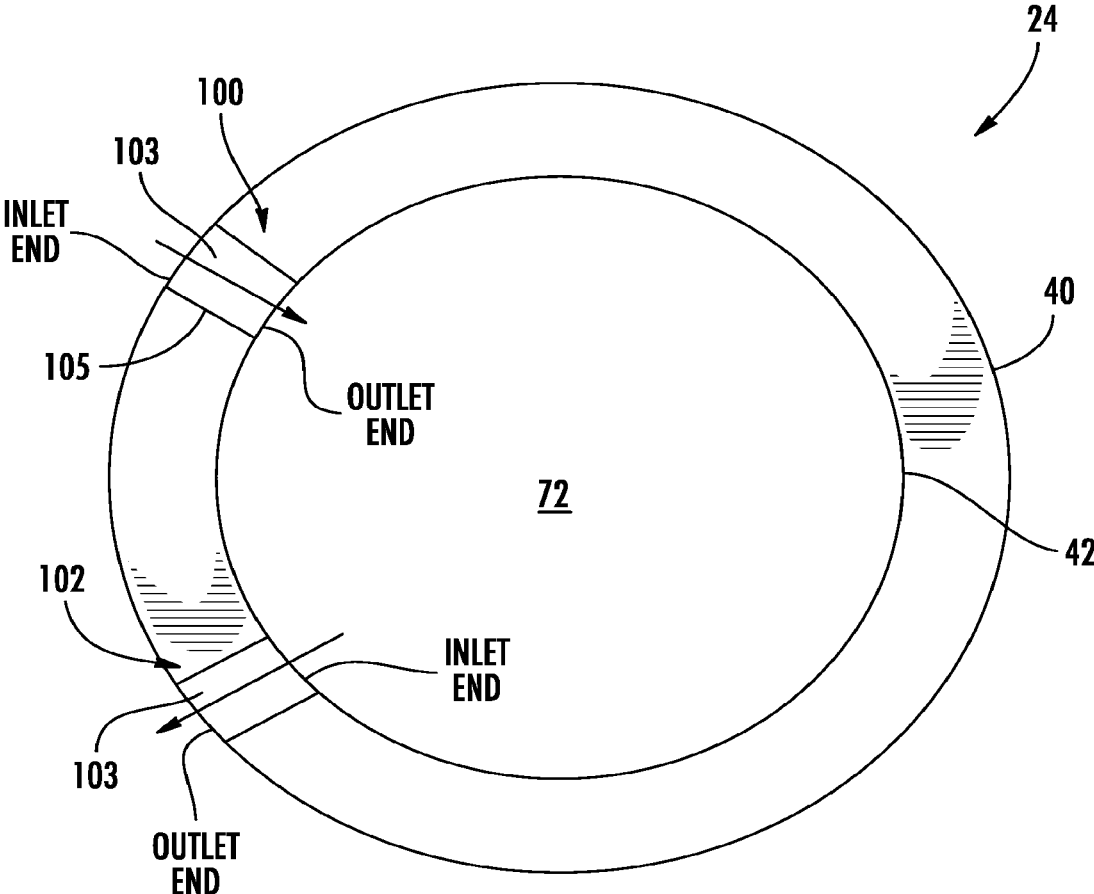


FIG. 19

COOKING DEVICE AND COMPONENTS THEREOF

CROSS-REFERENCE TO RELATED APPLICATIONS

This application is a continuation of U.S. application Ser. No. 17/139,572, filed on Dec. 31, 2020, and entitled "COOKING DEVICE AND COMPONENTS THEREOF," which claims the benefit of U.S. Provisional Application Ser. No. 63/001,953, filed on Mar. 30, 2020, and entitled "COOKING DEVICE AND COMPONENTS THEREOF," each of which are incorporated herein by reference in their entireties.

BACKGROUND

Embodiments of the present disclosure relates generally to a cooking device and components thereof, and more specifically, to a multifunction device configured to perform the operation of a plurality of distinct cooking devices, the multifunctional cooking device optionally employing various components for cooking in the distinct cooking modes.

Conventional cooking devices, such as pressure cookers and air fryers each perform a single cooking operation, and as such, these devices employ different components and methods for cooking food items. As such, multiple devices are required to perform various cooking operations. For consumers that wish to enjoy food cooked in different ways via different operations, an accumulation of these devices can occur. Such an accumulation of cooking devices is often prohibitive from a standpoint of cost and storage space. For at least these reasons, it would be desirable to integrate the functionality of several cooking devices into a single user-friendly cooking device.

SUMMARY

According to an embodiment, a cooking system includes a housing defining a hollow chamber configured to receive food. The housing has an upper portion defining an opening to said hollow chamber. A lid is movable relative to the housing between an open position and a closed position. The lid seals the opening to the hollow chamber when in the closed position. A portion of the lid is selectively positionable to form a pressure-tight heating volume between the hollow chamber and the portion of said lid. At least one heating element is associated with at least one of the housing and the lid. The at least one heating element is arranged within the pressure-tight heating volume.

In addition to one or more of the features described above, or as an alternative, in further embodiments said lid includes a lid housing positionable about an upper portion of said housing when said lid is in said closed position.

In addition to one or more of the features described above, or as an alternative, in further embodiments said portion of said lid is a relatively inner surface that forms a relatively upper boundary of said pressure-tight heating volume disposed between said hollow chamber and said portion of said lid.

In addition to one or more of the features described above, or as an alternative, in further embodiments said portion of said lid is rotatable about an axis between a first position and a second position.

In addition to one or more of the features described above, or as an alternative, in further embodiments said lid includes an inner lid liner arranged within an interior of said lid

housing, said inner lid liner including said portion of said lid selectively positionable to form a pressure-tight cooking volume between said hollow chamber and said portion of said lid.

5 In addition to one or more of the features described above, or as an alternative, in further embodiments said cooking system further includes an air movement device, said air movement device being arranged within said pressure-tight heating volume.

10 In addition to one or more of the features described above, or as an alternative, in further embodiments said cooking system further comprises a motor operably coupled to said air movement device, said motor being located external to said pressure-tight heating volume.

15 In addition to one or more of the features described above, or as an alternative, in further embodiments said motor further comprises a rotatable motor shaft connected to said air movement device, said motor shaft extending through an opening into said pressure-tight heating volume and a sealing device positioned about said motor shaft to seal said opening.

20 In addition to one or more of the features described above, or as an alternative, in further embodiments said sealing element further comprises a pressure release mechanism operable when a pressure within said pressure-tight heating volume exceeds a defined pressure threshold.

25 In addition to one or more of the features described above, or as an alternative, in further embodiments comprising a venting system for exhausting at least one of air and steam from said hollow chamber, said venting system including a vent and an element movable relative to said vent to selectively seal said vent.

30 In addition to one or more of the features described above, or as an alternative, in further embodiments said venting system is disposed adjacent a side of said sealing element.

35 In addition to one or more of the features described above, or as an alternative, in further embodiments comprising a secondary venting system separate from said venting system, wherein said secondary venting system is selectively operable to draw air into said hollow chamber.

40 In addition to one or more of the features described above, or as an alternative, in further embodiments the cooking system is operable in a plurality of cooking modes including a pressure cooking mode and a convective cooking mode, and a position of said portion of said lid varies based on a selected cooking mode.

45 In addition to one or more of the features described above, or as an alternative, in further embodiments said at least one heating element further comprises a first heating element associated with said lid and operable in a first cooking mode and a second heating element associated with said housing and operable in a second cooking mode.

50 In addition to one or more of the features described above, or as an alternative, in further embodiments in said first cooking mode said first heating element is operational and in said second cooking mode said first heating element is non-operational.

55 In addition to one or more of the features described above, or as an alternative, in further embodiments when said lid is in said closed position, said portion of said lid is movable relative to said housing to lock said portion of said lid to said housing.

60 In addition to one or more of the features described above, or as an alternative, in further embodiments when said portion of said lid is locked to said housing said pressure-tight heating volume is formed.

In addition to one or more of the features described above, or as an alternative, in further embodiments a first portion of a bayonet locking system is located on an upper portion of said housing and said portion of said lid includes a complementary second portion of said bayonet locking system, wherein said second portion is engageable with said first portion to lock said portion of said lid to said housing.

BRIEF DESCRIPTION OF THE FIGURES

The accompanying drawings incorporated in and forming a part of the specification embodies several aspects of the present disclosure and, together with the description, serves to explain the principles of the disclosure. In the drawings:

FIG. 1 is a perspective view of a cooking system according to an embodiment;

FIG. 2 is a perspective view of a cooking system having a lid in an open position according to an embodiment;

FIG. 3 is a cross-sectional view of a cooking system having a lid in a closed position according to an embodiment;

FIG. 4 is a schematic diagram of a cooking system according to an embodiment;

FIG. 5 is a front perspective view of an underside of a lid of a cooking system when a mode selector is in a first position according to an embodiment;

FIG. 6 is a front perspective view of an underside of a lid of a cooking system when a mode selector is in a second position according to an embodiment;

FIG. 7 is a front perspective view of an interior of a lid of a cooking system according to an embodiment;

FIG. 8 is a side perspective view of a cooking system according to an embodiment;

FIG. 9 is a front perspective view of a lid of the cooking system in a pressure-tight configuration according to an embodiment;

FIG. 10A is a perspective view of a pressure relief valve in an open configuration;

FIG. 10B is a perspective view of a pressure relief valve in a closed configuration;

FIG. 11A is a cross-sectional view of the pressure relief valve in an open configuration according to an embodiment;

FIG. 11B is a cross-sectional view of the pressure relief valve in a closed configuration according to an embodiment;

FIG. 12 is a cross-sectional view of a sealing element of the cooking system according to an embodiment;

FIG. 13 is a perspective view of a portion of a lid of the cooking system according to an embodiment;

FIG. 14 is a perspective view of a partially cut away lid of the cooking system according to an embodiment;

FIG. 15 is a perspective view of a partially cut away lid of the cooking system according to an embodiment;

FIGS. 16A, 16B, and 16C are front views of a lid of a cooking system according to an embodiment;

FIGS. 17A, 17B, and 17C are various top views of a lid according to an embodiment;

FIG. 18 is a schematic diagram of a control system of a cooking system according to an embodiment; and

FIG. 19 is a schematic diagram of the venting system of the lid according to an embodiment.

The detailed description explains embodiments of the disclosure, together with advantages and features, by way of example with reference to the drawings.

DETAILED DESCRIPTION

With reference now to FIGS. 1-3, an example of the cooking system 20 is illustrated. As shown, the cooking

system 20 includes a base 22 and a lid 24. The base 22 includes a housing 26 made of any suitable material, such as glass, aluminum, plastic, or stainless steel for example. A liner 28 may be disposed within the hollow interior 30 of the housing 26. The liner 28 may be formed from any suitable conductive material, such as aluminum for example. In an embodiment, the liner 28 forms an interior surface of the housing 26 and thereby defines the hollow interior 30 of the housing 26. Alternatively, the liner 28 may be offset from the interior surface of the housing 26. However, it should be understood that other components of the cooking system 20, or surfaces thereof, may also define the hollow interior 30.

A cooking container 32 is receivable within the hollow interior 30 of the housing 26. Although the cooking container 32 is described herein as being removable from the housing 26 of the base 22, embodiments where the cooking container 32 is integrally formed with the housing 26 are also contemplated herein. In an embodiment, a height of the cooking container 32 is greater than the height of the hollow interior 30 of the housing 26. Accordingly, when the cooking container 32 is installed within the interior 30, an end of the container extends beyond the adjacent end surface 38 of the housing 26, as shown in FIG. 3. The cooking container 32 has an interior or cooking chamber 34 designed to receive and retain one or more consumable products, such as food products for example, therein. Examples of food products suitable for use with the cooking system 20, include but are not limited to, meats, fish, poultry, bread, rice, grains, pasta, vegetables, fruits, and dairy products, among others. The cooking container 32 may be a pot formed from a ceramic, metal, or die cast aluminum material. In an embodiment, an interior surface of the cooking container 32 includes a nano-ceramic coating and an exterior surface of the cooking container 32 includes a silicone epoxy material. However, any suitable material capable of withstanding the high temperatures required for cooking food products is contemplated herein. Further, one or more handles may be associated with the cooking container 32 to allow a user to easily grasp and manipulate the cooking container 32 relative to the housing 26.

One or more accessories, may be compatible for use with the cooking system 20. Examples of such accessories include, but are not limited to, a diffuser, a crisping insert or basket (see numeral 36 in FIGS. 2 and 3), a grill plate, and a griddle for example. In such embodiments, the accessories may be receivable within the hollow interior 30 of the housing 26, or alternatively, within the cooking chamber 34 of the cooking container 32.

Referring with more detail to the lid 24, it should be noted that the lid 24 is connectable to a surface of the cooking container 32 and/or housing 26 to close off entry to the cooking chamber 34 of the cooking container 32. Accordingly, a heating volume may be defined between the cooking chamber 34 of the cooking container 32 and the closed lid 24, such as the bottom surface of the closed lid 24, or alternatively, between the hollow interior 30 defined by the housing 26 and the closed lid 24. As used herein, the term "heating volume" describes a volume within the cooking system 20 through which a fluid may circulate during a cooking operation (to be described in detail below). In an embodiment, a diameter of the lid 24 is generally complementary to a diameter of the housing 26 such that the lid 24 covers not only the cooking container 32, but also an upper surface 38 of the housing 26.

The lid 24 is movable relative to the base 22 between an open position (FIG. 2), in which the cooking container 32 is accessible, and a closed position (FIG. 1, 3) to selectively

5

cover the hollow interior 30 and cooking chamber 34. The lid 24 may be distinct and separable from the base 22, or alternatively, the lid 24 may be movably connected to the base 22. In the illustrated, non-limiting embodiment of FIG. 2, the lid 24 is pivotable or rotatable (via a hinge 35 for example) relative to the base 22 about a pivot axis P. However, other types or movement of the lid 24 are also within the scope of the disclosure.

One or more fastening mechanisms (not shown) may but need not be used to secure the lid 24, or a portion thereof, to the base 22 when the lid 24 is in the closed position. In an embodiment, the fastening mechanism is selectively engaged when the lid 24 is in the closed position. Alternatively, or in addition, the fastening mechanism is selectively engaged based on a selected cooking operation of the cooking system 20, such as pressure cooking for example. Any suitable type of fastening mechanism capable of withstanding the heat and pressure associated with the cooking system 20 is considered within the scope of the disclosure.

As best shown in FIG. 3, the lid 24 may include a generally convex outer lid or lid housing 40 made from any suitable material. In some embodiments, at least a portion of the material of the lid housing 40 may be substantially identical to the material of the housing 26. An inner lid liner (or sealing liner) 42 is arranged within the hollow interior 44 of the lid housing 40. Although the inner lid liner 42 is illustrated as also having a generally convex shape, embodiments where the shape of the inner lid liner 42 is different than the shape of the lid housing 40 are also within the scope of the disclosure. Further, the inner lid liner 42 can be made of any suitable material, such as glass, aluminum, plastic, or stainless steel, or any combination thereof for example. The inner lid liner 42 may but need not be made from the same material as the lid housing 40.

In an embodiment, a sealing surface 46 of the lid 24 is connectable to the upper surface 38 of the housing 26 or directly to the cooking container 32 to form a pressure-tight seal between the lid 24 and the cooking container 32 or housing 26. As a result, an inner surface 54 of the inner lid liner 42 defines a relatively upper boundary of a heating volume through which a fluid can circulate. In an embodiment, the sealing surface 46 is arranged at the end of the inner lid liner 42 adjacent to the cooking container 32. The sealing surface 46 may be formed by a portion of the inner lid liner 42 itself, or as shown in the FIGS. 4-6, a flexible/resilient gasket 50 connected to a portion of the inner lid liner 42, such as the end thereof, may define the sealing surface 46. This gasket 50 may be made of rubber, silicone, or other similar materials, and may include a flange that is received within an interior of the cooking container 32. It should be appreciated that the pressure tight seal formed between the lid 24 and the cooking container 32 or housing 26 may occur during all cooking modes, or just select cooking modes such as those modes that involve pressure or conductive cooking. In embodiments wherein the pressure tight seal is just formed in select cooking modes, this seal may not be formed in air fry or convection modes, and the lid 24 may simply rest on the upper surface of the housing 38 or cooking container 32 when the lid 24 is closed.

The system 20 may also include embodiments wherein additional steps beyond simply closing the lid 24 may have to be taken in order to form the pressure tight seal. In other words, closing the lid 24 relative to the base 22 may not automatically form a pressure-tight seal there between. In such an exemplary embodiment, the lid 24 additionally includes a lid lock 52. As best shown in FIGS. 4-6, the lid lock 52 is arranged within the interior of the lid housing 40,

6

such as generally concentrically with a portion of the inner lid liner 42 relative to a central axis of the lid 24. In the illustrated, non-limiting embodiment, the lid lock 52 has a ring shaped or annular body aligned with a bottom surface of the lid housing 40 and/or the inner lid liner 42. An inner surface 53 of the lid lock 52 may be positioned generally adjacent to or in directly contact with an exterior surface 55 of the inner lid liner 42. In an embodiment, the lid lock 52 is movable, such as rotatable about an axis relative to the lid housing 40 and the inner lid liner 42, to selectively apply a pressure to move the sealing surface 46 into engagement with the cooking container 32 to form a pressure-tight seal therebetween. However, in other embodiments, it should be understood that closing the lid 24 relative to the base 22 may form a pressure-tight press-fit connection between the sealing surface 46 and/or the cooking container 32.

Regardless of whether rotation of the lid lock 52 is required to form a pressure-tight seal, the lid lock 52 is operable as a locking mechanism that retains or lock the lid 24 in the closed position relative to the base 22. For example, as shown in FIGS. 5-8, the lid lock 52 includes a first portion of a bayonet locking system such that by rotating the lid lock 52, one or more engagement members 56 (FIGS. 5-7) formed on the lid lock 52 abut or intermesh with one or more engagement members 58 (FIG. 8) of a complementary second portion of the bayonet locking system extending from an upper portion of the housing 26 to restrict movement of the sealing surface 46 away from the cooking container 32 in response to an increased pressure within the heating volume. In other embodiments where a pressure-tight seal is formed upon closing the lid 24 relative to the base 22, another locking mechanism, distinct from the lid lock 52 may be operable to maintain the sealing surface 46 in sealing engagement with the cooking container 32 once a pressurized environment is generated.

At least a portion of or a part connected to and extending from the lid lock 52 may be accessible at an exterior surface of the cooking system 20 for manipulation by a user to selectively lock the lid 24 to the base 22 so as to form and/or maintain a pressure-tight heating volume defined between the interior surface 54 of the inner lid liner 42 and the cooking chamber 34 of the cooking container 32 (to be described in more detail below). In the illustrated, non-limiting embodiment, best shown in FIGS. 1 and 5-9, the lid lock 52 includes an outwardly extending protrusion 60, also referred to herein as a mode selector, arranged within an opening 62, for example a slot, formed at an exterior surface of the lid housing 40. In such embodiments, a user may transform the lid lock 52 between locked and unlocked configurations by translating the mode selector 60 within the opening 62 between a first position and a second position. Although the inner lid liner 42 is described herein as being stationary and the lid lock 52 is described as being movable relative to the inner lid liner 42, embodiments where the inner lid liner 42 is coupled to or formed as a unitary body with the lid lock 52, such that both the inner lid liner 42 and the lid lock 52 are movable relative to the lid housing 40 in unison are also within the scope of the disclosure.

With reference now to FIGS. 1 and 10A-11B, the lid 24 may additionally include a pressure release mechanism 64, such as a vent or valve. In embodiments where a movement of the lid 24 is restricted to maintain the pressure-tight seal, the pressure release mechanism 64 may be formed in the stationary inner lid liner 42, such as in an upper surface or side surface of the inner lid liner 42 for example. However, it should be understood that in embodiments where the inner lid liner 42 is rotatable about an axis relative to the lid

housing 40, the pressure release mechanism 64 coupled to the inner lid liner 42 may be adapted to couple to the inner lid liner 42 only when in the sealed position, or alternatively, to move with the inner lid liner 42.

The pressure release mechanism 64 may be configured to automatically open to release air from within the heating volume formed between the inner lid liner 42 and the cooking container 32 when the pressure therein exceeds a predetermined threshold, such as during operation of the cooking system 20 in a first cooking mode performing a pressure cooking operation. Alternatively, or in addition, the pressure release mechanism 64 is manually operable, such as rotatable about a vertically oriented axis for example, to release air or fluid from within the heating volume. An example of a manually operable pressure release mechanism 64 is shown in FIGS. 10A-11B. In the illustrated, non-limiting embodiment, a connector 66 operably coupled to a movable portion 68 of the pressure release mechanism 64, such as a knob for example, is arranged at an exterior surface of the lid 24 for access by an operator. As the knob 66 is rotated between a first, open position (FIG. 10A) and second, closed position (FIG. 10B), the movable portion 68, such as a valve stem for example, is configured to rotate and/or translate to selectively seal or expose an opening formed in the inner lid liner 42 in fluid communication with the interior of the cooking container 32.

The cooking system 20 includes at least one heating element operable to impart heat to the heating volume during one or more of a plurality of cooking modes of the cooking system 20. In the illustrated, non-limiting embodiment, a first or upper heating element 70 is positioned generally at or above an upper extent of the cooking container 32, such as proximate a center of the interior 34 of the cooking container 32 for example. As shown, the at least one first heating element 70 is mounted within the lid 24 (and may also be referred to as lid heating element 70), and therefore completely outside of the cooking container 32, and vertically offset from the upper extent thereof. In the illustrated, non-limiting embodiment, the first heating element 70 is arranged within the interior 72 of the inner lid liner 42, such as at a position offset from an interior surface 54 of the inner lid liner 42. In the illustrated non-limiting embodiment, a second or lower or base heating element 74 is also disposed within the housing 26, generally adjacent the bottom 76 of the cooking container 32. However, it should be understood that embodiments where a heating element is arranged at another location within the base 22 and/or the lid 24 are also contemplated herein.

The at least one first and second heating element 70, 74 may be capable of performing any suitable type of heat generation. For example, a first and second heating element 70, 74 configured to heat the cooking container 32 or one or more food items located within the cooking chamber 34 of the cooking container 32 via conduction, convection, radiation, and induction are all within the scope of the disclosure. In the illustrated, non-limiting embodiment, the first heating element 70 is operable to cook food within the cooking container 32 via a non-contact cooking operation. As used herein, the term “non-contact cooking operation” includes any cooking operation where a heating element or heat source is not arranged in direct or indirect contact with a food item, such as, but not limited to, convective and radiant heating. In such embodiments, the cooking system 20 additionally includes an air movement mechanism 78, such as a fan for example, operable to circulate air within the cooking volume. The air is heated as it flows along its path of circulation, such as by flowing over a portion of the at least

one first heating element 70. In such embodiments, the first heating element 70 is operable to perform a convective heating operation. Convective heating operations may also generally be referred to as “dry cooking operations,” which include any cooking mode that creates a “dry cooking environment” within the container 24, such as but not limited to air frying, broiling, baking/roasting and dehydrating. To create a dry cooking environment, air and moisture are actively exhausted or vented from the cooking enclosure to outside the cooking system 20, thereby maintaining a minimum level of moisture within the container 24. Temperatures associated with the various exemplary but non-limiting convective/non-contact/dry cooking modes are between about 100° F. and 475° F. For example, temperatures associated with an air frying operation may be between about 300° F., temperatures associated with a roasting operation may be between about 250° F. and about 400° F., temperatures associated with a dehydrating operation may be between about 100° F. and about 200° F., and a broiling operation may be at a temperature of about 450° F. However, the temperatures provided herein are intended as an example only and it should be understood that any of the cooking modes described herein may be performed at other temperatures.

In the illustrated, non-limiting embodiment, the air movement mechanism 78 is arranged within the interior 72 of the inner lid liner 42, downstream from the first heating element 70 relative to the path of circulation of the air. The air movement mechanism 78 is driven by a motor 80 having a separate cooling mechanism coupled thereto. In an embodiment, best shown in FIG. 12, the motor 80 is arranged on an opposite side of the inner lid liner 42 as the air movement mechanism 78. Accordingly, a motor shaft 82 of the motor 80 extends through an opening 84 formed in the inner lid liner 42. In an embodiment, a sealing device, such as a gasket 86 for example, is positioned between the motor shaft 82 and the inner lid liner 42 to minimize or eliminate friction of the motor shaft 82 as it rotates, while maintaining a pressure tight seal with the inner lid liner 42. In an embodiment, the gasket 86 is designed to deflect in response to pressure. In such embodiments, when the heating volume is not pressurized, such as during air fry operations where the motor shaft 82 is rotated about its axis, no contact is formed between the motor shaft 82 and the gasket 86. Accordingly, when the heating volume is not pressurized, the motor shaft 82 is configured to rotate freely absent friction from the gasket 86. Further, the motor 80 is not configured to operate when the heating volume is pressurized. Therefore, in response to the pressure within the heating volume, the gasket 86 will deflect to form a retaining feature that creates an air-tight seal with the motor shaft 82, thereby allowing pressure to build within the heating volume.

In an embodiment, the second heating element 74 is operable to cook food within the cooking container 32 via a contact cooking operation. As used herein, the term “contact cooking operation” includes a cooking operation where heat is transmitted via direct or indirect contact between a heating element or heat source and a food item, such as, but not limited to, conductive cooking. Inductive cooking via the lower heating element 74 is also contemplated herein. It should be understood that embodiments where the first heating element 70 is operable to perform a contact cooking operation and embodiments where the second heating element 74 is operable to perform a non-contact cooking operation are also within the scope of the disclosure. Non-contact or conductive cooking operations may generally be referred to as “wet cooking” operations, such as but not

limited to pressure cooking, steam cooking, slow cooking, searing, and sautéing. To create a wet cooking environment the majority of the moisture within the container, i.e. liquid added to the container **24** or moisture released from the food within the container **24**, is retained within the container as the food is cooked. Although during conductive cooking operations a minimal amount of air having moisture entrained therein may be vented from the system, such air is passively removed from the cooking enclosure. Pressure cooking as used herein will allow for cooking in a pressurized environment at or above 40 kPa (with a range of 40 kPa to 90 kPa).

Further, in embodiments including a first heating element **70** and a second heating element **74**, it should be understood that the first and second heating elements **70**, **74** may be operable independently or in combination to apply one or more predetermined power settings to cook the food products within the cooking container **32**. In operation, the first and second heating elements **70**, **74** may be capable of cooking the food independent of the loading of the food. In other words, the first and second heating elements **70**, **74** may be capable of cooking the food independent of the amount of food within the cooking container **32**. The cooking operations that may be performed by the cooking system **20** include but are not limited to pressure cooking, steam cooking, slow cooking, searing, sautéing air frying, broiling, baking/roasting, dehydrating, and grilling.

With reference to FIGS. 4-6, the lid **24** includes a heater/fan cover **90** that protects a user from the first heating element **70** and an air movement mechanism **78** and protects the first heating element **70** and an air movement mechanism **78** from the areas of the cooking system **20** where food is cooked. In the illustrated non-limiting embodiment, the cover **90** is mounted within the lid **24**, such as adjacent, and more specifically upstream from, the first heating element **70** relative to an air flow. The cover **90** may be sized to substantially overlap, and therefore protect, the entire surface of the first heating element **70** facing the cooking volume. In an embodiment, a contour of the cover **90** is generally complementary to the shape of the first heating element **70** to protect the surface of the first heating element **70** closest to or facing the cooking chamber **34**. However, in other embodiments, the contour of the cover **90** may be complementary to the interior of the lid **24**.

As best shown in FIGS. 5 and 6, the cover **90** generally includes a body formed from any suitable heat-resistant material. The body of the cover **90** has a plurality of openings **92** formed therein to allow hot air circulating within the cooking chamber **34** of the cooking container **32** to pass there through. In the illustrated, non-limiting embodiment, the cover **90** has a nano-ceramic coating and is mounted via any suitable mounting mechanism, such as via one or more fasteners for example, and may be removably or permanently arranged therein. Accordingly, when the lid **24** is in the closed position, the cover **90** is arranged generally above the first open end of the cooking container **32**.

To prevent the pressure within heating volume from increasing during a non-pressurized cooking operation as a result of the increased temperature, the cooking system **20** includes at least one vent for fluidly connecting the heating volume, and therefore the interior **34** of the cooking container **32**, with the ambient atmosphere external to the cooking system **20**. Although, the one or more vents are illustrated and described herein as being formed in a portion

of the lid **24**, it should be understood that vents arranged at another suitable location of the cooking system **20** are within the scope of the disclosure.

As best shown in FIGS. 16A-17C and FIG. 19, the cooking system **20** includes at least one inlet vent **100** through which a fluid is configured to flow into the heating volume and at least one outlet vent **102** through which a fluid is expelled from the heating volume. In an embodiment, each of the at least one inlet vent **100** and outlet vent **102** is operable to control a flow through the inner lid liner **42** and into or out of the heating volume. As best shown in FIG. 19, the inlet vent **100** and outlet vent **102** each include an opening **103** having an inlet end and an outlet end associated with or defined in the lid housing **40** and the inner lid liner **42**, respectively. For example, the inlet end of the opening **103** of the inlet vent **100** is formed in the lid housing **40** and the outlet end of the opening **103** of the inlet vent **100** is located at the inner lid liner **42**. Similarly, the inlet end of the opening **103** of the outlet vent **102** is arranged at the inner lid liner **42** and the outlet end of the opening **103** of the outlet vent **102** is formed in the lid housing **40**. Accordingly, each of the openings **103** defines a fluid flow path extending between the ambient atmosphere surrounding the exterior of the lid **24** and the atmosphere within the interior **72** of the inner lid liner **42**. In an embodiment, a conduit **105** may extend between lid housing **40** and the inner lid liner **42** to define one or more boundaries of a respective fluid flow path of the inlet and outlet vents **100**, **102**. However, in other embodiments, the portion of the fluid flow path extending between the interior **53** of the lid housing **40** and the exterior **55** of the inner lid liner **42** may be unbounded. In such embodiments, a pressure differential, such as resulting from operation of the air movement device **78** for example, may be sufficient to move a flow between the inlet and outlet ends of the fluid flow path of each of the inlet and outlet vents **100**, **102**, respectively. In yet another embodiment, the surface **55** of the inner lid liner **42** may directly abut the surface **53** of the lid housing **40** at the inlet and outlet ends of the openings **103**. As a result, flow through the inlet end and outlet end of each opening **103** may be aligned and directly position next to one another such that a fluid flow passes directly between the body of the lid housing and the body of the inner lid liner **42**.

With reference again to FIG. 3, the motor **80** may be arranged within a motor cavity **81** isolated from the remainder of the interior **44** of the lid **24**. As shown, a motor cavity vent **104** may be formed in the lid **24** in fluid communication with the motor cavity **81**. Air is configured to flow through the motor cavity **81** to cool the motor **80**. In an embodiment, another air movement device **83** (see FIG. 4) is positioned within the motor cavity **81**. This air movement device **83** may be driven by the motor **81** and is operable to facilitate a cooling flow into and out of the motor cavity **81**.

One or more of the at least one inlet vent **100** and outlet vent **102** may be adjustable to control the amount of a fluid, such as air for example, provided to or exhausted from the heating volume. In an embodiment, each of the at least one inlet vent **100** and the at least one outlet vent **102** includes an element **106**, such as a flap, slat, or another mechanism for example, that is movable to cover or expose at least a portion of the opening **103** of the inlet and outlet vents **100**, **102**, respectively. The at least one inlet vent **100** and the movable element **106** associated therewith may be considered a first venting system and the at least one outlet vent **102** and the movable element **106** associated therewith may be considered a second venting system.

11

In an embodiment, illustrated in FIG. 13, the movable element 106 is a flap or door arranged at an outer periphery of the inner lid liner 42 and movable vertically in and out of contact with an opening 103. With reference again to FIGS. 5-6 and FIGS. 15-17C, the movable element 106 may alternatively be arranged within the interior of the inner lid liner 42 adjacent to the outlet end of the opening 103 of the inlet vent 100 and the inlet end of the opening 103 of the outlet vent 102. In such embodiments, the movable element 106 is at a first position, at least partially separated from the opening 103 when the cooking container 32 is not pressurized. For example, as shown in FIG. 15, during an air fry operation, at least a portion of the movable element 106 is in a vertically lowered position, offset from the opening 103, such that air and steam are free to flow through the opening 103. However, once a pressure within the heating volume increases and exceeds a threshold, the pressure may be configured to act on and move the movable element 106. The force exerted by the pressure on the movable element 106 may move the element to a second position such that the movable element 106 blocks or seals the opening 103. Accordingly, when the movable element 106 is in the second position, such as during a pressure cooking operation for example, the movable element 106 seals the opening 103 thereby allowing the pressure within the cooking container 32 to increase. However, it should be understood that embodiments including a movable element 106 having another configuration and also embodiments where the movable element 106 moves in a different manner are also within the scope of the disclosure.

In an embodiment, a portion of the movable element 106 remains directly adjacent to the opening 103 as the movable element 106 moves relative to the housing 26 or lid 24. For example, the movable element 106 may have a first end 108 that remains generally fixed relative to an adjacent opening 103 and a second end 110 configured to move relative to the opening 103, thereby exposing at least a portion of the opening 103 to allow a fluid to flow there through. With reference to again FIGS. 16A-17C, in an embodiment, the second end 110 of the movable element 106 is configured to pivot or rotate relative to the opening 103. However, other types of movement, such as translation of the movable element 106 for example, are also contemplated herein.

In the illustrated, non-limiting embodiment, the movable element 106 is configured to rotate about an axis oriented generally parallel to the axis of rotation of the air movement mechanism 78. In such embodiments, the second movable end 110 may be configured to rotate inwardly toward a center of the lid 24. Accordingly, the flow path defined between the opening 103 and the rotated movable element 106 increases with respect to a direction of flow relative to the vent 100, 102. For example, in embodiments where the air movement mechanism 78, and therefore the air flow within the interior of the inner lid liner 42, is rotating in a clockwise direction, the downstream or trailing end of the movable element 106 associated with the inlet vent 100 is rotated inwardly. As a result, the portion of the opening 103 adjacent to the trailing end of the movable element 106 has a greater airflow capacity than portion of the opening 103 adjacent to the leading end of the movable element 106. Similarly, the upstream or leading end of the movable element 106 associated with the outlet vent 102 may be configured to rotate inwardly. As a result, the portion of the opening 103 adjacent to the leading end of the movable element 106 has a greater airflow capacity than the portion of the opening 103 adjacent to the trailing end of the movable element 106.

12

In an embodiment, the position of the movable element 106 relative to the opening 103 is adjustable to control a flow through one or both of the inlet vent 100 and the outlet vent 102 in response to a selected mode or cooking operation of the cooking system 20. For example, during a first cooking operation, such as an air frying operation, the inlet vent 100 may be partially or fully open, so that a fluid may flow through the opening 103 into the heating volume (see FIGS. 5, 16A and 17A). Further, the outlet vent 102 may also be at least partially or fully open to allow air to exhaust from the cooking container 32, thereby preventing the pressure within the heating volume from increasing in response to the air flow being drawn into the heating volume and operation of the heating element 70. With reference now to FIGS. 6, 16B 17B, during a second cooking operation, such as a pressure cooking operation, the opening 103 of both the inlet vent 100 and the outlet vent 102 may be sealed or substantially sealed to block air from flowing into and out of the heating volume. In such embodiments, a high-pressure cooking environment may be achievable, with pressure levels reaching and/or exceeding 40 kPa. Similarly, in an embodiment, best shown in FIGS. 16C and 17C, during a third mode of operation of the cooking system 20, such as a combination pressure cooking and air frying mode, the inlet vent 100 may be partially or fully open and the outlet vent 102 may be sealed.

In an embodiment, the lid lock 52 is used to adjust the position of the movable element 106 of at least one of the inlet vent 100 and the outlet vent 102 to control the flow therethrough. As a result, a user may transform the lid lock 52 between a first configuration and a second configuration to selectively seal the one or more inlet and outlet vents 100, 102. For example, when the mode selector 60 is adjacent to or in contact with a first side of the opening 62 (FIG. 5, 16A) and therefore the lid lock 52 is in a first configuration, at least one of the inlet vent 100 and the outlet vent 102 may be open such that the heating volume is not sealed. Similarly, when the mode selector 60 is arranged adjacent to or in contact with a second, opposite side of the opening 62 (FIG. 6, 16B), and therefore the lid lock 52 is in a second configuration, both the inlet vent 100 and the outlet vent 102 may be sealed, and as a result, pressure can build within the heating volume. It should be understood that this movement of the mode selector 60 within an opening 62 of the lid housing 40 to drive rotation of the lid lock 52 is intended as an example only, and that any suitable configuration of a lid lock 52 that allows a user to manipulate the sealing surface 46, to selectively form a pressure-tight seal with the housing 26 or the cooking container 32 is within the scope of the disclosure.

In an embodiment, the interior surface 53 of the lid lock 52 may include a ramp-like feature (not shown) configured to cooperate with a biased plunger 112 used to mount the movable element 106 to a portion of the lid 24, such as the inner lid liner 42, adjacent to a respective opening 103. As the mode selector 60 is rotated within the slot 62, the ramp-like feature will engage and apply an increasing force to the plunger 112 opposing its bias. This force will cause the plunger, and therefore the movable element 106, to move, such as in a direction away from the opening 103 for example. Movement of the mode selector 60 in the opposite direction will move the ramp-like feature out of engagement with the plunger 112 and the biasing force acting on the plunger 112 will cause the plunger 112 to move back to a neutral position. In an embodiment, in the neutral position, the movable element 106 is positioned directly adjacent to the opening 103, to block the airflow therethrough. Although

engagement of the ramp-like feature and the plunger 112 is described as moving the element 106 away from the opening 103, it should be understood that embodiments where the engagement of the ramp-like feature and the plunger 112 moves the element 106 towards the opening 103 and the bias of the plunger 112 moves the element 106 away from the opening 103 are also contemplated herein. Further, it should be understood that the cooperation between the lid lock 52 and movable elements 106 as described herein is intended as an example only and any suitable mechanism for adjusting a configuration of the at least one vent is within the scope of the disclosure.

Although a configuration of the inlet vent 100 and the outlet vent 102 is described above as being dependent on a cooking operation, in other embodiments, the vents 100, 102 may be alternatively or additionally adjustable in response to feedback from one or more sensors disposed within the cooking volume. For example, a temperature of a heating element or within the cooking volume may be monitored by the sensors and/or used to control a position of the movable elements 106.

With reference again to FIGS. 1, 4, and 6, a control panel or user interface 120 of the cooking system 20 is positioned adjacent one or more sides of the housing 26 or the lid 24, such as a front of the housing 26 for example. The control panel 120 includes one or more inputs 122 associated with energizing the one or more heating elements 70, 74 of the cooking system 20 by selecting and/or initiating a mode of operation of the cooking system 20. One or more of the inputs 122 may include a light or other indicator to indicate to a user that the respective input has been selected. The control panel 120 may additionally include a display 124 separate from or integral with the at least one input 122.

As shown in FIG. 18, a control system 126 of the cooking system 20 includes a controller or processor 128 for controlling operation of the heating elements 70, 74 and air movement mechanism 78 (including the motor 80 and fan associated therewith), and in some embodiments for executing stored sequences of heating operation. The controller 128 is operably coupled to the control panel 120, to the heating elements 70, 74, to the air movement mechanism 78, and in some embodiments, to the movable elements 106 for controlling a fluid flow through the inlet and outlet vents 100, 102. In addition, in an embodiment, one or more sensors S for monitoring one or more parameters (such as temperature, pressure, lid configuration, etc.) associated with operation of the heating elements 70, 74 may be arranged in communication with the controller 128. It should be understood that the sensors S may be the same, or alternatively, may be different than the sensors that provide feedback to control a fluid flow through the inlet vent 100 and/or outlet vent 102. In an embodiment, a first temperature sensor is located within the lid 24 proximate the first second heating element 70 and a second temperature sensor extends from a bottom surface of the liner 28 proximate the second heating element 74. In such embodiments, the first temperature sensor may be used, such as to monitor temperature for example, when the lid 24 is closed and the first temperature sensor S is arranged in fluid communication with the hollow interior 30 of the cooking system 20. The first temperature sensor may be used to monitor temperature in this manner, separately or in conjunction with the second temperature sensor.

As previously described, the cooking system 20 is capable of performing a plurality of cooking operations including a convective and conductive cooking operation. In such embodiments, the cooking operations include, but are not

limited to air frying, pressure cooking, broiling, baking/roasting, dehydrating, slow cooking, steaming, searing, sautéing, and/or any combination thereof. To perform a cooking operation that includes a combination of multiple types of cooking modes, the food item need not be removed from the cooking container 32 as the cooking system 20 transforms between a first mode, such as a pressure cooking mode for example, and a second mode, such as an air frying mode for example.

The at least one input 122 may be used to select a mode or cooking operation of the cooking system 20. In an embodiment, the functionality of the control system 126, and therefore the inputs available to a user, may vary in response to the position of the mode selector 60 of the lid lock 52 and/or in response to the configuration of the one or more inlet and outlet vents 100, 102, which may be controlled by the mode selector 60. For example, one or more inputs 122 of the control panel 120 may be activated when the mode selector 60 is in the first position associated with a first cooking mode such as a conductive cooking mode, and one or more different inputs may be activatable when the mode selector 60 is in the second position associated with a second cooking mode, such as a convective cooking mode. Further, another group of different inputs may be activated when the mode selector 60 is in a third position, disposed between the first and second positions, and associated with a third cooking mode, such as a combination cooking mode. In an embodiment, one or more sensors, such as reed switches for example, may be mounted to the lid lock 52 to indicate to the controller 128 the position of the lid lock 52, and in response, a respective portion of the user interface 120 will be energized for selection by a user.

As previously described, the cooking system 20 may be operated in a cooking mode that uses conductive cooking. In the conductive cooking mode, the cooking system 20 may perform a pressure-cooking operation. In such embodiments, the lid lock 52 is affixed to the cooking container 32 or housing 26 to form a pressure-tight, sealed enclosure with the cooking container 32. During operation in the pressure cooker mode, the controller 128 initiates operation of the second heating element 74, causing the temperature and therefore the pressure, within the enclosure formed by the cooking container 32 and the interior of the inner lid liner 42 to rise. During operation in the pressure cooker mode, the heating element 70 disposed within the lid 24 is typically not energized. In embodiments where the cooking system 20 is operable in a pressure cooking mode, the liner 28 should be formed from a more rigid material capable of withstanding the pressure build up within the cooking container 32.

As is noted above, another of the cooking modes of the cooking system 20 employs convective cooking, for example to perform an air-frying operation. When utilizing the cooking system 20 in the air fryer mode, the controller 128 initiates operation of the first heating element 70 and the air movement mechanism 78 to circulate the hot air through the enclosure formed between the cooking container 32 and the inner lid liner 42. During operation in the air fryer mode, the second heating element 74 is generally not energized. However, embodiments where the first heating element 74 is energized are also within the scope of the disclosure.

The air movement mechanism 78 draws air upward through the adjacent heating element 70 and expels the hot air outwardly towards a guide (not shown, and which, in an exemplary embodiment, actually surrounds the fan 78). The guide deflects the air downwardly towards the sides of the cooking container 32. The air travels down through an annulus 130 formed between the cooking container 32 and

the basket 36a until it is deflected off the bottom of the cooking container 32 and drawn up by the air movement mechanism 78 towards the diffuser 36b and an end of the basket 36a with an aperture pattern. The hot air flows over and between the plurality of vanes of the air diffuser 36b, which impart a rotational motion to the hot air, thereby creating a vortex as the air is drawn through the apertures and into the interior of the basket 36a by the air movement mechanism 78. After traversing the interior of the basket 36a, the air is drawn back up through the heating element 70 and into the air movement mechanism 78 for further circulation.

As the air circulates through the cooking container 32, and specifically the basket 36a, the hot air cooks and forms a crispy outer layer on the food items disposed therein as a result of the Maillard effect. In an embodiment, a liquid, such as oil or fat, is contained within the enclosure, such as at the bottom of the cooking container 32. The liquid may be added to the cooking container 32 prior to operation in the air fry mode, or alternatively, may be produced as a residual material as the hot air passes over the food within the cooking container 32. In embodiments where a liquid is disposed at the bottom of the cooking container 32, as the air circulates through the cooking chamber 34 of the cooking container 32, a portion of the liquid becomes entrained in the air flow and is heated.

During operation in any of the cooking modes of the cooking system 20, the controller 128 initiates operation of at least one of the first heating element 70 and the second heating element 74, causing the temperature within the cooking container 32 to increase. As previously described, the cooking system 20 may include one or more temperature sensors S for monitoring conditions within the cooking chamber 34. As is also previously described, a first temperature sensor may be arranged near the one of the heating elements 70, 74 and a second temperature sensor may be arranged near one of the heating elements or adjacent to the cooking container 32 to measure a temperature thereof. Upon detection that the temperature adjacent a heating element 70, 74 or within or at the cooking container 32 is equal to or exceeds a predetermined threshold, the controller 128 may de-energize the heating element 70, 74 until the temperature has returned to an acceptable level.

The cooking system 20 may additionally be configured to operate in another or third cooking mode that functions as a combination of two or more cooking modes. In the combination cooking mode, the cooking system 20 is configured to perform a first cooking operation and a second cooking operation sequentially and in response to a single input provided by a user. In an embodiment, during the first cooking operation of the combination cooking mode, a conductive cooking operation is performed and during the second cooking operation of the combination cooking mode, a convective cooking operation is performed. Further, the first cooking operation may be a steam, slow, or pressure cooking operation and the second cooking operation may be an air frying operation. In such embodiments, the controller 128 may execute a stored sequence where the second heating mechanism 74 is operated during a first portion of the sequence to perform the first cooking operation and the first heating mechanism 70 and air movement device 78 are operated during a second portion of the sequence to perform the second cooking operation. For example, in the combination mode, a food item, such as a chicken for example, may be steam or slow or pressure cooked via operation of the second heating element 74. Then, the first heating element 70 and the air movement device 78 may then be

operated to air fry the chicken to achieve a crispy exterior layer. However, the embodiments described herein are intended as an example only and any sequence of operation combining both the first and second heating elements 70, 74 is contemplated herein. When operated in a combination of two or more cooking modes, the food need not be removed from the hollow interior 30, or more specifically the container 32 during such a transition.

As previously described, the cooking system 20 includes a plurality of temperature sensors operable to monitor a temperature within the cooking chamber 34. In the illustrated, non-limiting embodiment of FIG. 4, the cooking system 20 is shown as having two temperature sensors S1, S2; however, it should be understood that embodiments having more than two temperatures sensors are also within the scope of the disclosure. Further, although the temperature sensors S1, S2 are illustrated as being arranged at generally the same location relative to the cooking system 20, such as within a shared housing for example, in other embodiments, the temperature sensors S1, S2 may be located remotely from one another. These sensors S1, S2 may be affixed to the lid 24 and/or the housing 26 (or even the container 32) to sense temperature within the heating volume as defined by the container 32 and inner lid liner 42.

In an embodiment, one or more of the plurality of temperature sensors is a negative temperature coefficient (NTC) temperature sensor. Some NTC temperature sensors are designed to function more accurately at lower temperatures, such as between about 180° F.-245° F. (about 80° C.-118° C.) and other NCT temperatures sensors may be designed to function more accurately at higher temperatures, such as between about 245° F.-450° F. (about 118° C.-232° C.). In an embodiment, the cooking system 20 includes at least a first temperatures sensor S1 better suited for monitoring lower temperatures (referred to herein as a “lower temperatures sensor”) and a second temperature sensor S2 better suited for monitoring higher temperatures (referred to herein as a “higher temperatures sensor”). The lower temperature sensor S1 may be suitable for detecting the temperature within the cooking chamber 34 during a conductive or contact cooking operation. Similarly, the higher temperature sensor S2 may be suitable for detecting the temperature within the cooking chamber 34 during a convective or non-contact cooking operation.

The transition between the first and second cooking operations during a combination cooking mode may occur automatically in response to the temperatures detected by at least one of the lower temperature sensor S1 and the higher temperature sensor S2. In an embodiment, when operation of the cooking system 20 is initiated in the combination cooking mode, both the lower temperature sensor S1 and the higher temperature sensor S2 are operational and communicate signals indicative of a sensed temperature to the controller 128. The controller 128, however, will select which of the signals to read and/or rely upon based on the sensed temperature when compared to a predetermined threshold associated with that sensor. For example, if the sensed temperature measured by the lower temperature sensor S1 is lower than, for example 90° C., the controller will read signals provided by the lower temperature sensor. However, when the temperature sensed by the lower sensor S1 reaches or exceeds 90° C., the controller 128 will switch from reading the signals provided by the lower temperature sensor S1 to the signals provided by the higher temperature sensor S2. Similarly, if, after switching to the high temperature sensor S2 the sensed temperature measured by the higher temperature sensor S2 remains higher than, for

example 90° C., the controller will continue to read signals provided by the high temperature sensor S2. However, when the temperature sensed by the high temperature sensor S2 falls to the threshold of 90° C. or below, the controller 128 may switch from reading the signal provided by the higher temperature sensor S2 to the signals of the lower temperature sensor S1. The thresholds provided herein are intended as an example only. “Switching” or threshold temperature can be in any desirable range such as 80° C.-130° C., 85° C.-125° C., 90° C.-120° C., or any low number and high number range between 80° C.-130° C.

The one or more temperature sensors S of the cooking system 20 may additionally be used to indicate to the controller 128 when to transition from a first cooking operation to a second cooking operation of the combination cooking mode. In an embodiment, the controller 128 may be configured to transition operation of the cooking system 20 from the first cooking operation to the second cooking operation in response to reaching a predetermined threshold temperature(s) (such as but not limited to those discussed above) associated with one of the lower and higher temperature sensors S1, S2, respectively. For example, the threshold temperature associated with the lower temperature sensor S2 may correlate to the temperature required for convective cooking within the cooking chamber 34. When the threshold temperature is reached, the controller 128 may automatically switch from conduction cooking via the lower heating element 74 to convection cooking via the upper heating element 70. Indeed, upon receiving a signal or identifying a condition indicating to the controller 128 to transition the cooking system 20 to the next cooking operation, the controller 128 will deenergize the second heating element 74 and will energize the first heating element 70 and the air movement mechanism 78. Upon transitioning to the second cooking operation, the same sensor or a different sensor than was being used to monitor the temperature during the first cooking operation may be operable to monitor the temperature in the cooking chamber 34. If different, the switch in cooking mode may coincide with the switch in temperature sensor being read (S1 or S2) as discussed above. In other words, reaching a sensed threshold temperature (such as but not limited to threshold temperatures in the ranges discussed above) may signal to the controller 128 to automatically switch just the temperature sensors S1 or S2 to be read, the cooking mode, or both the temperature sensors S1 or S2 to be read and the cooking mode to be executed.

All references, including publications, patent applications, and patents cited herein are hereby incorporated by reference to the same extent as if each reference were individually and specifically indicated to be incorporated by reference and were set forth in its entirety herein.

The use of the terms “a” and “an” and “the” and similar referents in the context of describing the disclosure (especially in the context of the following claims) is to be construed to cover both the singular and the plural, unless otherwise indicated herein or clearly contradicted by context. The terms “comprising,” “having,” “including,” and “containing” are to be construed as open-ended terms (i.e., meaning “including, but not limited to,”) unless otherwise noted. Recitation of ranges of values herein are merely intended to serve as a shorthand method of referring individually to each separate value falling within the range, unless otherwise indicated herein, and each separate value is incorporated into the specification as if it were individually recited herein. All methods described herein can be performed in any suitable order unless otherwise indicated

herein or otherwise clearly contradicted by context. The use of any and all examples, or exemplary language (e.g., “such as”) provided herein, is intended merely to better illuminate the disclosure and does not pose a limitation on the scope of the disclosure unless otherwise claimed. No language in the specification should be construed as indicating any non-claimed element as essential to the practice of the disclosure.

Exemplary embodiments of this disclosure are described herein, including the best mode known to the inventors for carrying out the disclosure. Variations of those embodiments may become apparent to those of ordinary skill in the art upon reading the foregoing description. The inventors expect skilled artisans to employ such variations as appropriate, and the inventors intend for the disclosure to be practiced otherwise than as specifically described herein. Accordingly, this disclosure includes all modifications and equivalents of the subject matter recited in the claims appended hereto as permitted by applicable law. Moreover, any combination of the above-described elements in all possible variations thereof is encompassed by the disclosure unless otherwise indicated herein or otherwise clearly contradicted by context.

What is claimed is:

1. A cooking assembly, comprising:

a cooking device operable in a convective cooking mode and a steam cooking mode;

a mode selector operably coupled to the cooking device, the mode selector being movable between a first position and a second position; and

a user interface disposed on the cooking device, the user interface having first and second portions;

wherein the cooking device is operable in the convective cooking mode when the mode selector is in the first position and the cooking device is operable in the steam cooking mode when the mode selector is in the second position; and

wherein the second portion of the user interface is not activated when the mode selector is in the first position and the second portion of the user interface is activated when the mode selector is in the second position.

2. The cooking assembly of claim 1, wherein the mode selector is movable to a third position different from the first position and the second position.

3. The cooking assembly of claim 2, wherein, when the mode selector is in the third position, the cooking device is operable in a third cooking mode that includes a convective cooking operation and a steam cooking operation.

4. The cooking assembly of claim 2, wherein the user interface includes a third portion that is operable when the mode selector is in the third position.

5. The cooking assembly of claim 1, wherein the cooking device includes a ventilation system transformable between an open configuration and a closed configuration, wherein the ventilation system transforms from the open configuration to the closed configuration when the mode selector is moved from the first position to the second position.

6. The cooking assembly of claim 5, wherein the ventilation system transforms from the closed configuration to the open configuration when the mode selector is moved from the second position to the first position.

7. The cooking assembly of claim 1, wherein the user interface includes at least one common input located on the user interface, the at least one common input being operable when the mode selector is in the first position and when the mode selector is in the second position.

8. The cooking assembly of claim 1, wherein the cooking device includes a reed switch operatively coupled to the

19

mode selector, the reed switch being movable in response to movement of the mode selector, and wherein movement of the reed switch is configured to cause respective portions of the user interface to be energized for selection by a user.

- 9. A cooking assembly, comprising:
 - a cooking device operable in a first cooking mode and a second cooking mode;
 - a mode selector operably coupled to the cooking device, the mode selector being movable between a first position and a second position;
 - a ventilation system, the ventilation system being arranged in an open configuration in the first cooking mode and a closed configuration during the second cooking mode; and
 - a user interface disposed on the cooking device, the user interface having first and second portions;
 - wherein the cooking device is operable in the first cooking mode when the mode selector is in the first position and the cooking device is operable in the second cooking mode when the mode selector is in the second position;
 - wherein the second portion of the user interface is not activated in the first cooking mode and activated in the second cooking mode.

10. The cooking assembly of claim 9, wherein the cooking device operates as a convection cooker in the first cooking mode and as a steam cooker in the second cooking mode.

20

11. The cooking assembly of claim 9, wherein the cooking device is operable in a third cooking mode as a convection cooker and a steam cooker.

12. The cooking assembly of claim 11, wherein the user interface has a third portion, the third portion being inactive in the first cooking mode and the second cooking mode and being active in the third cooking mode.

13. The cooking assembly of claim 9, wherein the user interface includes at least one convection input configured to control the cooking device in the first cooking mode and at least one steam input configured to control the cooking device in the second cooking mode.

14. The cooking assembly of claim 11, wherein, in the third cooking mode, the ventilation system is arranged in the open configuration when the cooking device is operated as a convection cooker and the ventilation system is arranged in the closed configuration when the cooking device is operated as a steam cooker.

15. The cooking assembly of claim 11, wherein the ventilation system moves between the open configuration and the closed configuration in response to movement of the mode selector between the first position and the second position.

* * * * *