



US0D1043260S

(12) **United States Design Patent**
Koury et al.

(10) **Patent No.:** **US D1,043,260 S**

(45) **Date of Patent:** **** Sep. 24, 2024**

(54) **ROTATABLE CONDIMENT HOLDER**

OTHER PUBLICATIONS

(71) Applicant: **Milkmen Design, LLC**, Richfield, OH (US)

Amazon.com. Saucemoto DipClip Front and Back Seat Pack-Car Sauce Holder for Vents and Windows. ASIN: B0CMJPJFZR date first available Nov. 3, 2023 (Year: 2023).*

(Continued)

(72) Inventors: **Michael Koury**, Medina, OH (US);
William Moujaes, Akron, OH (US);
Tony Lahood, Hinckley, OH (US)

Primary Examiner — Terry A Wallace
(74) *Attorney, Agent, or Firm* — Sand, Sebolt & Wernow Co., LPA

(73) Assignee: **Milkmen Design, LLC**, Richfield, OH (US)

(57) **CLAIM**

The ornamental design for a rotatable condiment holder, as shown and described.

(**) Term: **15 Years**

DESCRIPTION

(21) Appl. No.: **29/860,857**

(22) Filed: **Nov. 23, 2022**

Related U.S. Application Data

(63) Continuation-in-part of application No. 17/184,726, filed on Feb. 25, 2021, now Pat. No. 11,518,287, which is a continuation of application No. 16/299,677, filed on Mar. 12, 2019, now Pat. No. 10,967,776.

FIG. 1 is a top, front, left side, isometric perspective view of a rotatable condiment holder in accordance with our design. FIG. 2 is a top, front, left side, isometric perspective view of the rotatable condiment holder of FIG. 1, shown in isolation. FIG. 3 is a bottom, front, right side, isometric perspective view of the rotatable condiment holder of FIG. 2.

FIG. 4 is a front elevation view of the rotatable condiment holder of FIG. 2.

FIG. 5 is a rear elevation view of the rotatable condiment holder of FIG. 2.

FIG. 6 is a left side elevation view of the rotatable condiment holder of FIG. 2.

FIG. 7 is a right side elevation view of the rotatable condiment holder of FIG. 2.

FIG. 8 is a top plan view of the rotatable condiment holder of FIG. 2.

FIG. 9 is a bottom plan view of the rotatable condiment holder of FIG. 2.

FIG. 10 is a cross-section of the rotatable condiment holder looking in the direction of line 10-10 of FIG. 8; and,

FIG. 11 is a cross-section of the rotatable condiment holder looking in the direction of line 11-11 of FIG. 8.

The broken lines illustrate portions of the environment of the rotatable condiment holder which form no part of the claimed design.

(51) **LOC (14) Cl.** **07-06**

(52) **U.S. Cl.**
USPC **D7/601; D7/620**

(58) **Field of Classification Search**
USPC **D7/620, 601; D12/419, 420**

(Continued)

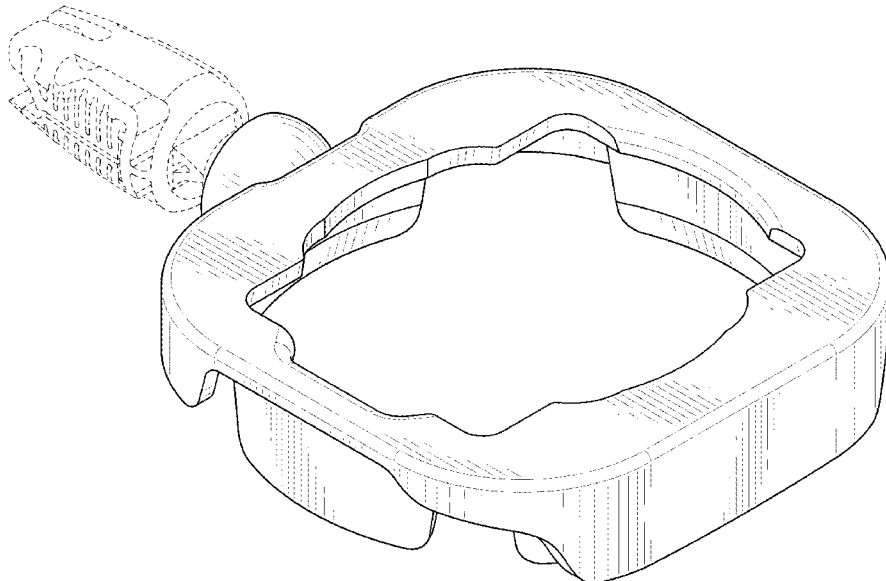
(56) **References Cited**

U.S. PATENT DOCUMENTS

3,866,873 A 2/1975 Bohli
4,339,033 A 7/1982 Cillario

(Continued)

1 Claim, 7 Drawing Sheets



(52) **U.S. CL.**
 CPC **B60N 3/103** (2013.01); **B60N 3/107**
 (2013.01)

(58) **Field of Classification Search**
 CPC B60N 3/103; B60N 3/107; B60N 3/108;
 B60N 3/10; B60N 3/18; B60N 3/104;
 B60R 7/06; B60R 7/08; B60R 7/00;
 B60R 2011/0059; B60R 2011/0008;
 B60R 2011/0042; B60R 11/00; A47G
 23/00

See application file for complete search history.

(56) **References Cited**

U.S. PATENT DOCUMENTS

4,854,466	A	8/1989	Lane, Jr.	
5,108,059	A	4/1992	Curtis	
D371,735	S *	7/1996	Motta	D6/535
5,667,119	A	9/1997	Florence	
5,702,041	A	12/1997	Sun et al.	
5,979,724	A	11/1999	Loewenthal, Jr. et al.	
6,189,489	B1	2/2001	Pearce	
6,193,201	B1 *	2/2001	Babcock	B65D 5/44 248/205.3
6,196,434	B1	3/2001	Angran et al.	
D447,012	S *	8/2001	Owens	D7/620
6,364,112	B1	4/2002	Pitschka	
6,682,034	B1 *	1/2004	Vial	A47G 19/04 248/311.2
8,109,235	B2	2/2012	Lipscomb et al.	
8,459,481	B2	6/2013	Arkin	
D696,074	S *	12/2013	Shamoon	D7/584
D701,424	S *	3/2014	Shamoon	D7/505
8,770,431	B1	7/2014	Glasser et al.	
9,296,324	B2	3/2016	Mango	
9,327,864	B2	5/2016	Bell et al.	
9,567,136	B2 *	2/2017	Myoung	B65D 25/22
D837,610	S *	1/2019	Maguire	D7/601
D899,196	S *	10/2020	Moujaes	D7/601
10,967,776	B2 *	4/2021	Koury	B60N 3/104
2007/0000922	A1	1/2007	Vovan et al.	
2009/0090712	A1	4/2009	Vovan	
2011/0272546	A1 *	11/2011	Nielsen	B65D 25/20 248/220.21
2012/0138648	A1	6/2012	Moceo, II	
2013/0119103	A1	5/2013	Mango	
2013/0200124	A1	8/2013	Burwinkle et al.	
2014/0021233	A1 *	1/2014	Strole	B60N 3/10 224/545
2014/0034697	A1	2/2014	Mak et al.	
2014/0103087	A1	4/2014	Fan	
2014/0138418	A1	5/2014	Dunn	
2014/0138419	A1 *	5/2014	Minn	F16M 11/105 224/567
2014/0183238	A1	7/2014	Lin	
2014/0326768	A1 *	11/2014	Mango	B60N 3/103 224/542
2015/0217697	A1 *	8/2015	Peters	B60R 7/06 224/483
2015/0366388	A1 *	12/2015	Goldstein	B65D 85/72 220/737
2021/0178951	A1	6/2021	Moujaes et al.	

OTHER PUBLICATIONS

XxNice ThingsxX, Etsy.com, SauceBoss Dip Holder for Car | DipClip | McDonalds Dip Holder | Dip Clip UK | Sauce Boss | Hot

Item!—UK Seller, https://www.etsy.com/listing/560494888/sauceboss-dip-holder-for-car-dipclip?ga_order=most_relevant&ga_search_type=all&ga_view_type=gallery&ga_search_query=dipclip&ref=sr_gallery_1, publication was accessible on Nov. 28, 2017, 4 pages.

Improperengineering, Etsy.com, Sauce Buddy Dip Clip Adjustable The Original || Car Vent Holder Car Vent Sauce Holder Car Vent Clip Air Vent Sauce Holder DipClip, https://www.etsy.com/listing/573887405/sauce-buddy-dip-clip-the-original-sauce?ga_order=most_relevant&ga_search_type=all&ga_view_type=gallery&ga_search_query=dipclip&ref=sr_gallery_2, publication was accessible on Nov. 28, 2017, 4 pages.

PrintinTime3D, Etsy.com, Little Dipper || Dip Clip || Sauce Holder || Car Accessories || Dipclip || Car Vent Holder, https://www.etsy.com/listing/575082339/little-dipper-dip-clip-sauce-holder-car?ga_order=most_relevant&ga_search_type=all&ga_view_type=gallery&ga_search_query=dipclip&ref=sr_gallery_3, publication was accessible Nov. 28, 2017, 3 pages.

Thingiverse, Car DipClip by darookee, <https://www.thingiverse.com/thing:2662748>, publication was accessible Nov. 28, 2017, 3 pages.

Thingiverse, Car DipClip, Sauce holder for a car, Clips into air vent Vo.02 by JuXas, <https://www.thingiverse.com/thing:2660990>, publication was accessible Nov. 28, 2017, 3 pages.

12 WBOY.com, ‘Fast Food Buddy’ Invention Makes Eating On-the-Go Easier for Consumers, <http://www.wvalways.com/story/26388108/fast-food-buddy-invention-makes-eating-on-the-go-easier-for-consumers>, Posted Aug. 27, 2014, 2 pages.

FFB, Amazon.com, Bright Red Fast Food Buddy Dipping Sauce and Cup Holder, <https://www.amazon.com/Bright-Buddy-Dipping-Sauce-Holder/dp/B01C9RPI4E>, May 5, 2016, 4 pages.

Prepworks Dip Clip Set (Set of 4), Assorted Colors, https://www.walmart.com/ip/Prepworks-Dip-Clip-Set-Set-of-4-Assorted-Colors/28491881?wmlspartner=wlp&selectedSellerId=0&adid=2222222227019047513&wl0=&wl1=g&wl2=c&wl3=52360689975&wl4=pla-79465779735&wl5=9015314&wl6=&wl7=&wl8=&wl9=pla_with_promotion&wl10=8175035&wl11=online&wl12=28491881&wl13=&veh=sem, publication was accessible Nov. 28, 2017, 4 pages.

Saucemoto: An in-car dip clip for ketchup and dipping sauces, Milkmen Design, LLC, <https://www.kickstarter.com/projects/19375970/dipclip-a-cup-holder-for-yoursauce/> posts/2069086, published Dec. 11, 2017 (“Saucemoto Kickstarter”). https://www.youtube.com/watch?v=hblnz_2qgWA; Nov. 22, 2017 (Unable to retrieve from Internet as of Oct. 27, 2023).

UFC 50x50 Filter Slide, Baader Planetarium GmbH, Baader Planetarium.com (via Archive.org), Date: May 25, 2017 (“Baader”). Now you can add your own custom name or any lettering to the front! #etsy shop: Double Dipper Dip Clip Sauce Holder; Author: 3DPrintedbyBrian; Source: Twitter.com; Etsy.com; Publication Date: Tweet dated Feb. 5, 2018 (“Double Dipper”).

PVC Grommet A33GB from Optronics, Inc., Optronicsinc.com (via Archive.org), Apr. 9, 2017 (“Optronics”).

Oct. 30, 2017: <https://www.facebook.com/Saucemoto/videos/a-little-teaser-from-ourkickstarter-video-we-cant-wait-to-show-you-the-whole-th/593401321051297/>—Unavailable to Retrieve on Internet Oct. 27, 2023.

Nov. 16, 2017—<https://www.backerkit.com/projects/19375970/dipclip-a-cup-holder-for-your-sauce>—Unavailable to Retrieve on Internet Oct. 27, 2023.

Jan. 2018—<https://www.kickstarter.com/projects/19375970/dipclip-a-cup-holder-for-your-sauce>—Unavailable to Retrieve on Internet Oct. 27, 2023.

* cited by examiner

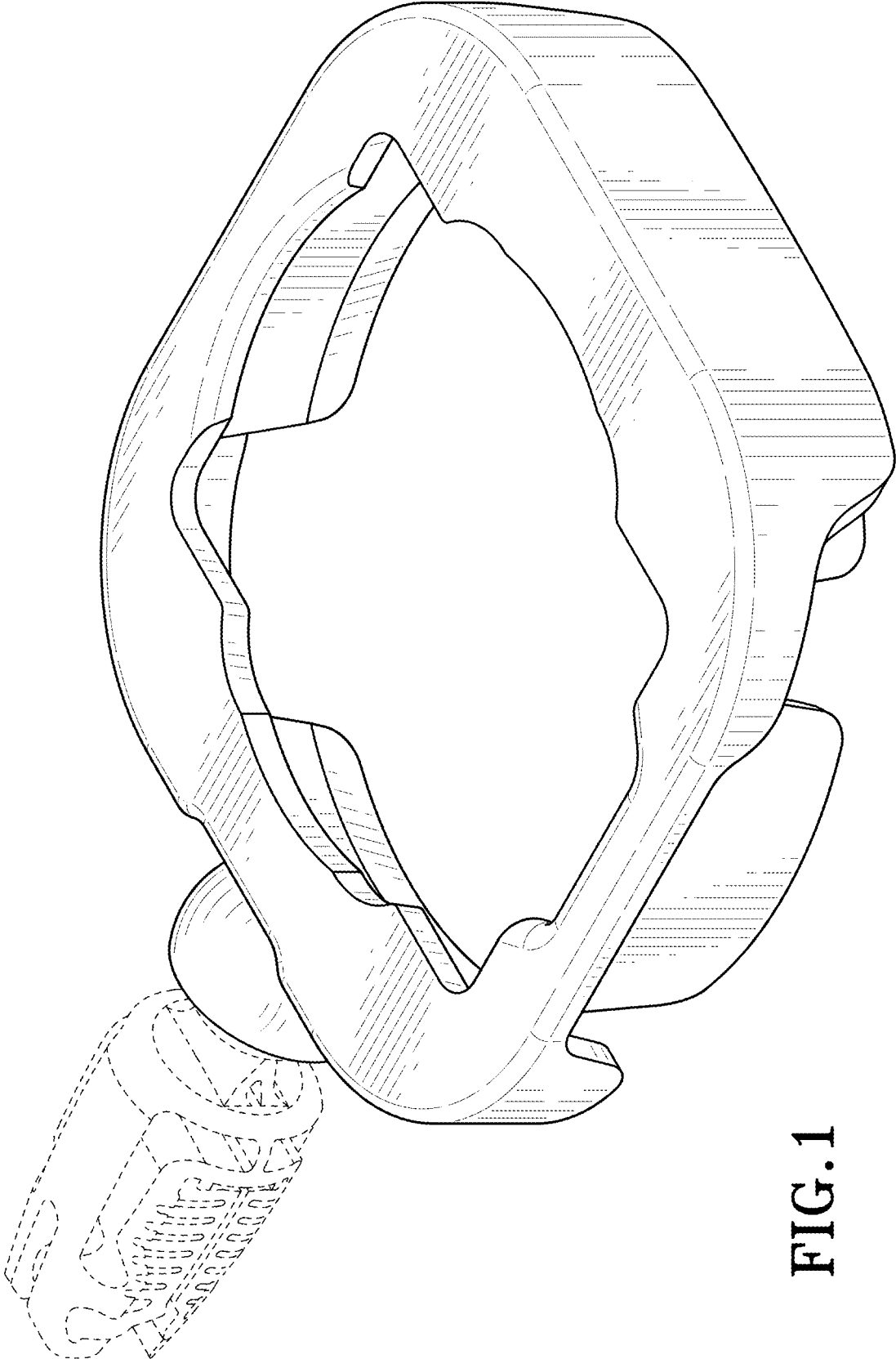


FIG. 1

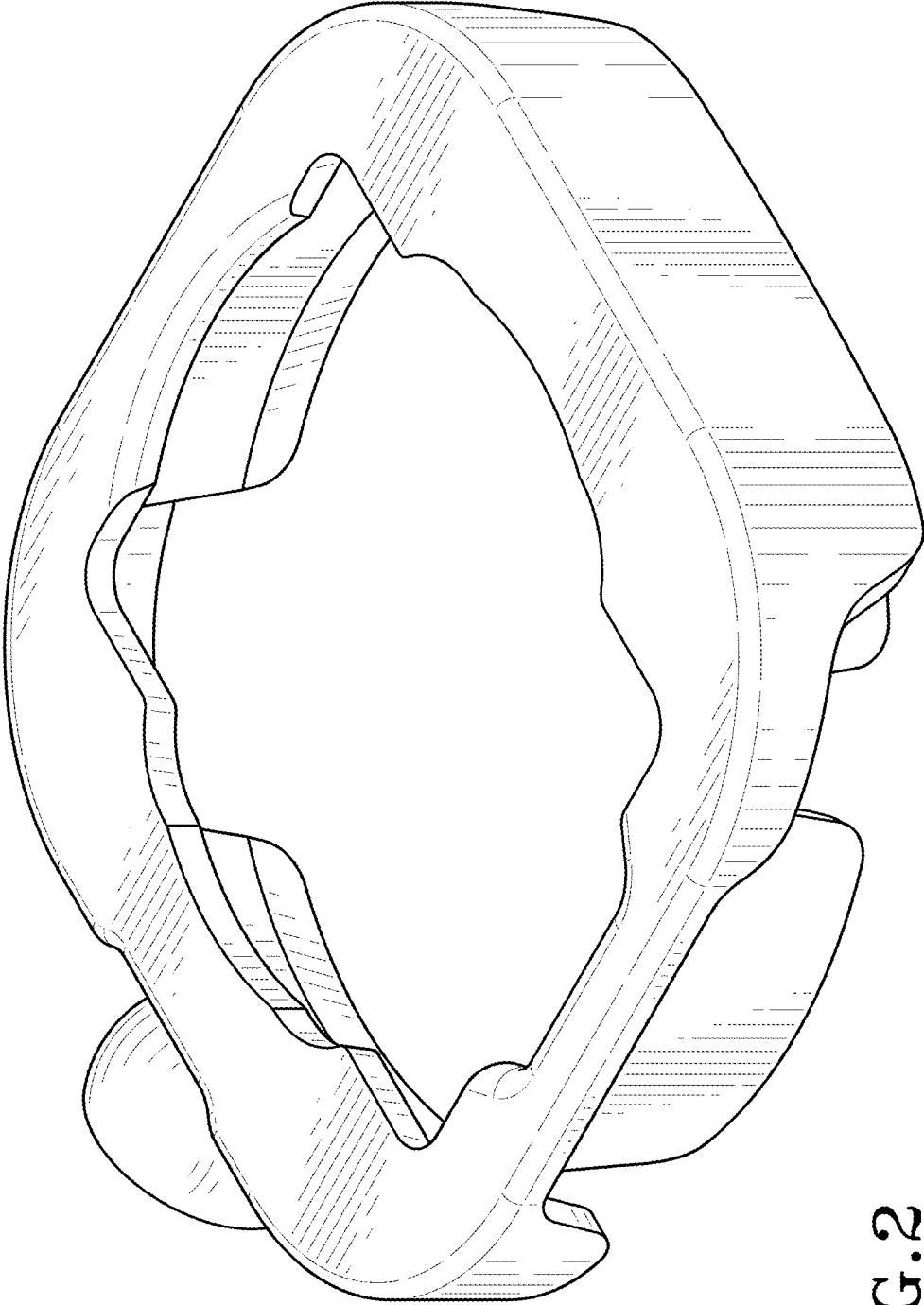


FIG.2

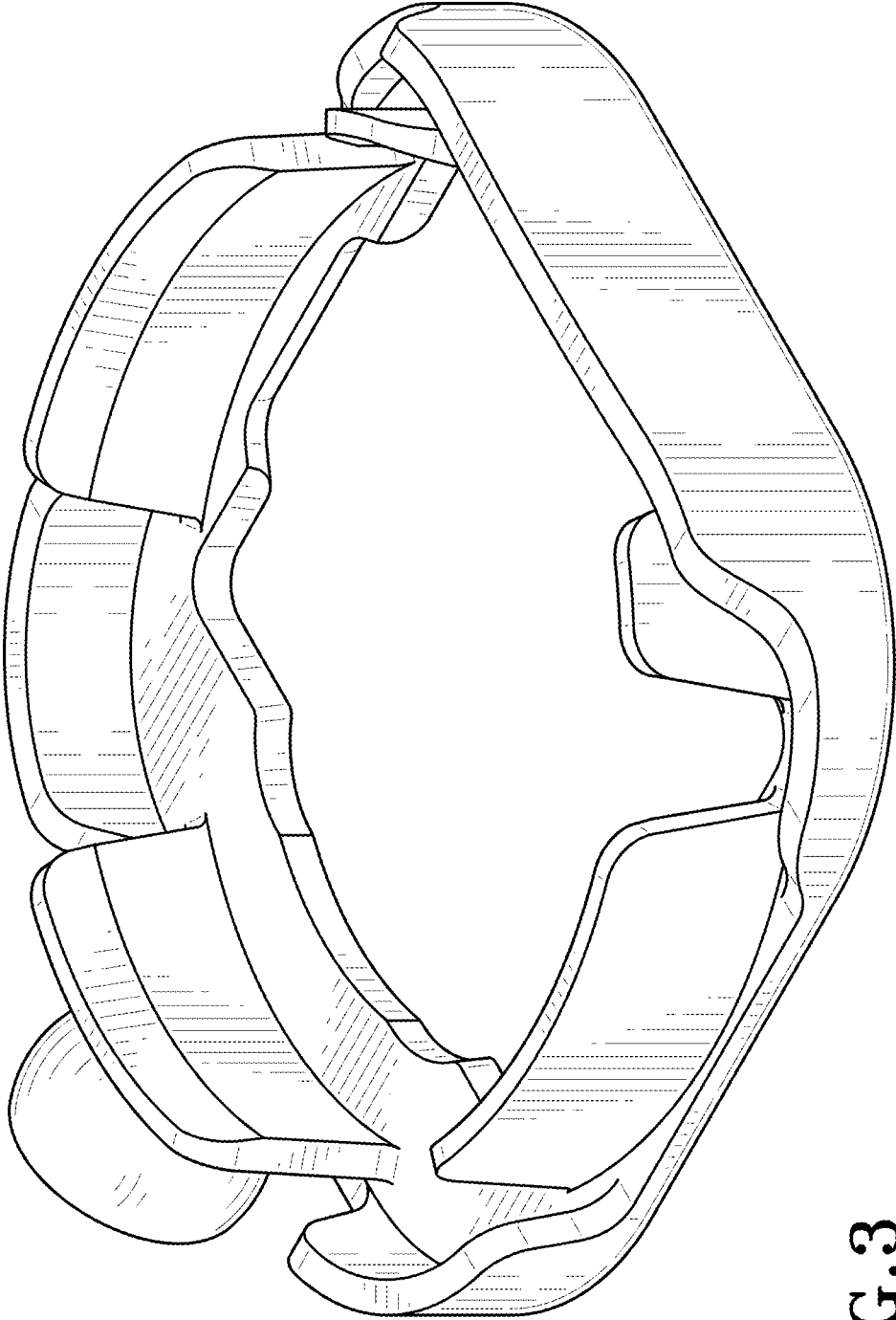


FIG. 3

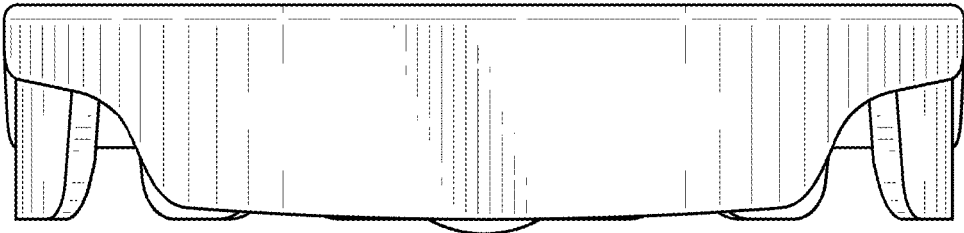


FIG. 4

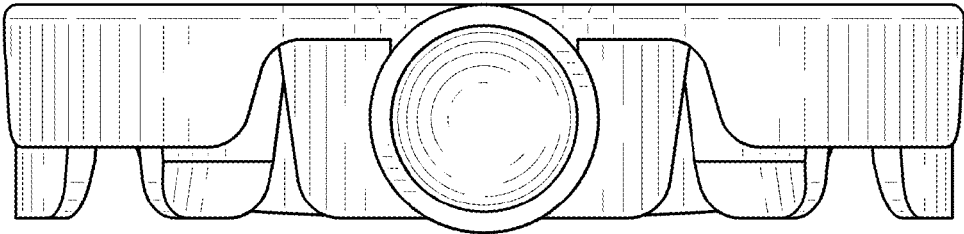


FIG. 5

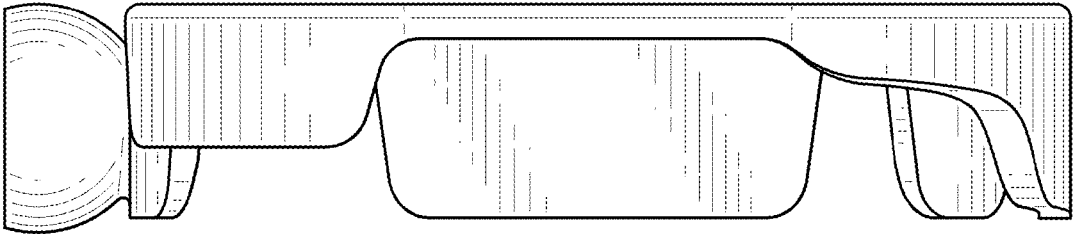


FIG. 6

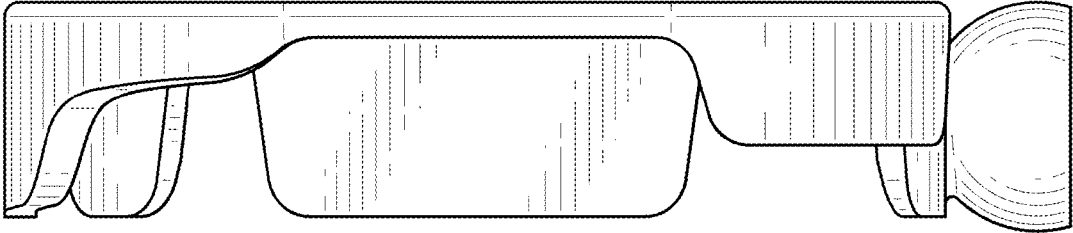


FIG. 7

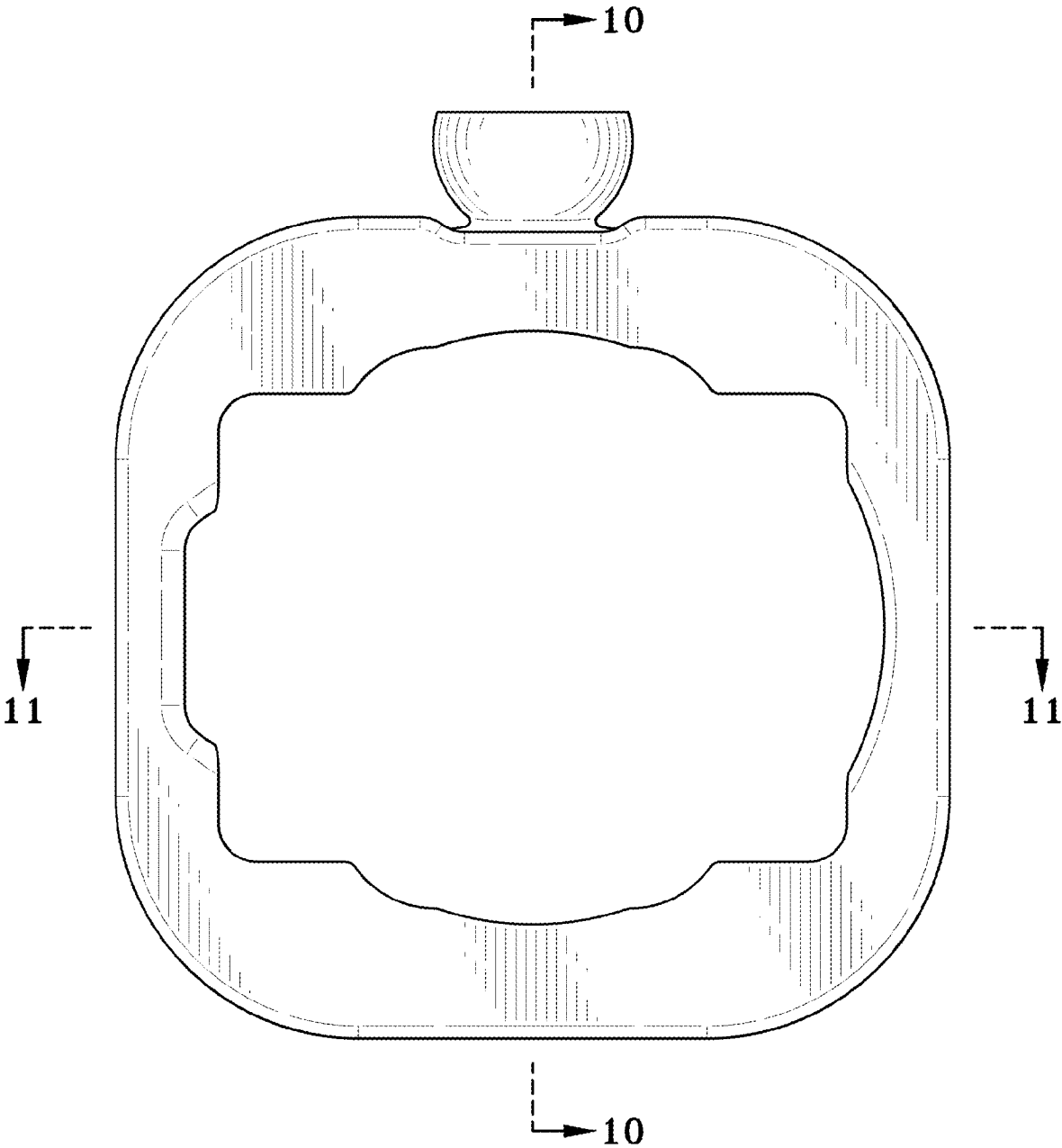


FIG.8

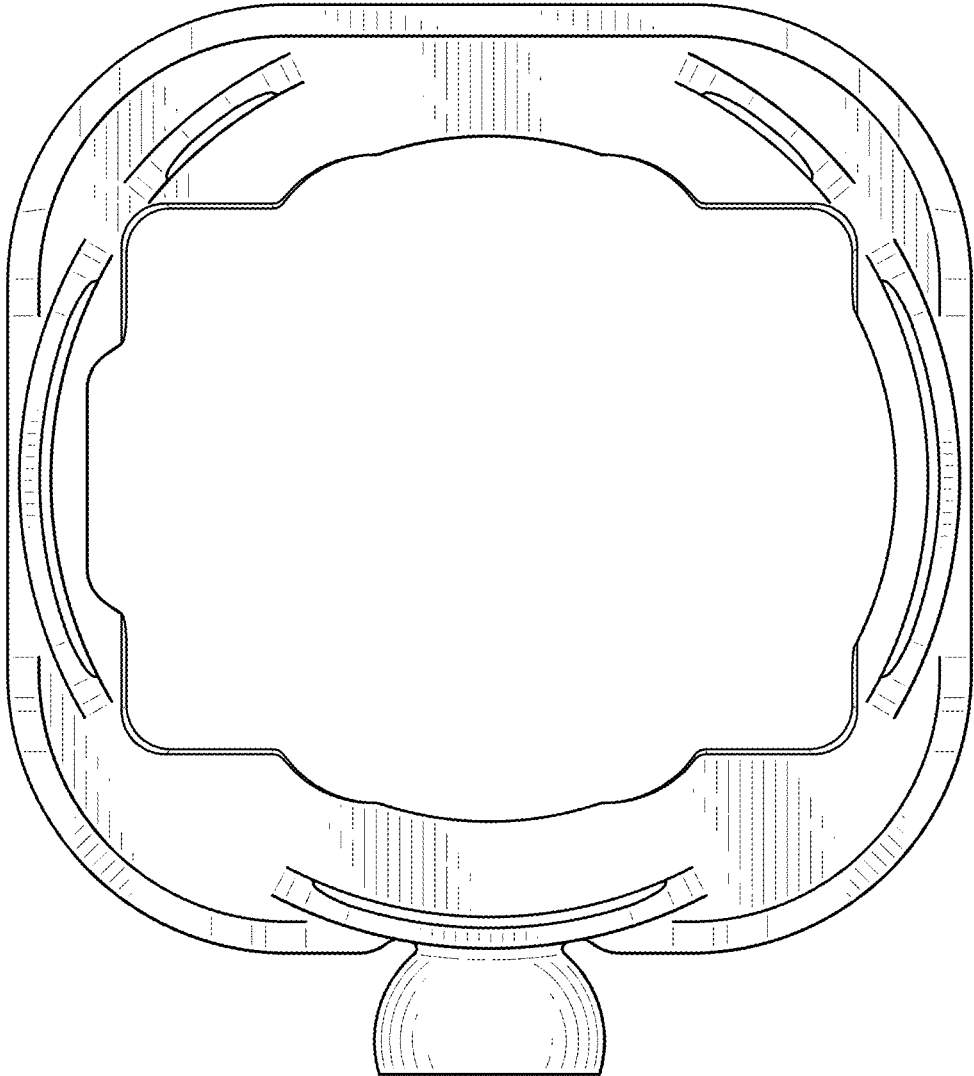


FIG. 9

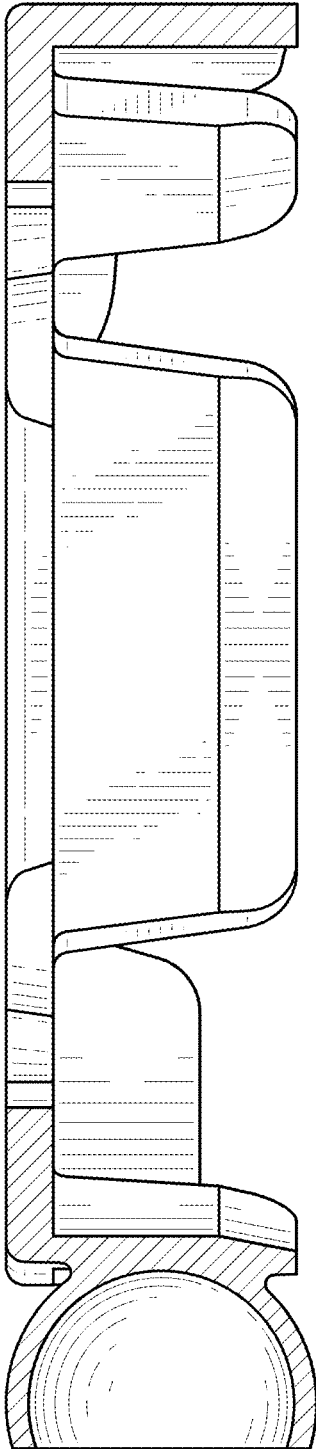


FIG. 10




FIG. 11