



US00D842142S

(12) **United States Design Patent**
Recker et al.

(10) **Patent No.:** **US D842,142 S**
(45) **Date of Patent:** **** Mar. 5, 2019**

(54) **MOTION SENSOR**

(71) Applicant: **A9.com, Inc.**, Palo Alto, CA (US)
(72) Inventors: **Michael V. Recker**, Gaithersburg, MD (US); **David B. Levine**, Pepper Pike, OH (US); **Ryan D. Hruska**, North Royalton, OH (US)

G08B 21/0453; G08B 21/0461; G08B 21/0469; G08B 21/0476; G08B 21/0484; G08B 21/0492; G08B 21/06; G08B 21/08; G08B 21/082; G08B 21/084; G08B 21/086; G08B 21/088; G08B 21/10; G08B 21/12;

(Continued)

(73) Assignee: **A9.Com, Inc.**, Palo Alto, CA (US)

(**) Term: **15 Years**

(21) Appl. No.: **29/611,125**

(22) Filed: **Jul. 19, 2017**

(51) **LOC (11) Cl.** **10-04**

(52) **U.S. Cl.**

USPC **D10/70**; D10/106.6

(58) **Field of Classification Search**

USPC D10/70, 106.6, 106.8; D26/51
CPC .. G01P 13/00; G01P 13/0006; G01P 13/0013; G01P 13/002; G01P 13/0026; G01P 13/0033; G01P 13/004; G01P 13/0046; G01P 13/0053; G01P 13/006; G01P 13/0066; G01P 13/0073; G01P 13/008; G01P 13/0086; G01P 13/0093; G08B 21/00; G08B 21/02; G08B 21/0202; G08B 21/0205; G08B 21/0208; G08B 21/0211; G08B 21/0213; G08B 21/0216; G08B 21/0219; G08B 21/0222; G08B 21/0225; G08B 21/0227; G08B 21/023; G08B 21/0233; G08B 21/0236; G08B 21/0238; G08B 21/0241; G08B 21/0244; G08B 21/0247; G08B 21/025; G08B 21/0252; G08B 21/0258; G08B 21/0261; G08B 21/0263; G08B 21/0266; G08B 21/0269; G08B 21/0272; G08B 21/0275; G08B 21/0277; G08B 21/028; G08B 21/0283; G08B 21/0286; G08B 21/0288; G08B 21/0291; G08B 21/0194; G08B 21/0297; G08B 21/04; G08B 21/0407; G08B 21/0415; G08B 21/0423; G08B 21/043; G08B 21/0438; G08B 21/0446;

(56)

References Cited

U.S. PATENT DOCUMENTS

D664,456 S * 7/2012 Trine D10/70
D687,328 S * 8/2013 Clymer D10/70

(Continued)

OTHER PUBLICATIONS

Korean Office Action dated Jul. 16, 2018 for Korean design application No. 30-2018-00023425, , a counterpart foreign application of Design U.S. Appl. No. 29/611,125, 4 pages.

Primary Examiner — Antoine Duval Davis
(74) *Attorney, Agent, or Firm* — Lee & Hayes, P.C.

(57)

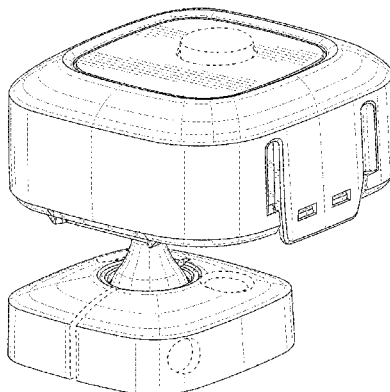
CLAIM

The ornamental design for a motion sensor, as shown and described.

DESCRIPTION

FIG. 1 is a front, right, top perspective view of a motion sensor showing our new design;
FIG. 2 is a rear, left, bottom perspective view thereof;
FIG. 3 is a front elevation view thereof;
FIG. 4 is a rear elevation view thereof;
FIG. 5 is a left side view thereof;
FIG. 6 is a right side view thereof;
FIG. 7 is a top plan view thereof; and,
FIG. 8 is a bottom plan view thereof.
The broken lines shown in the drawings depict portions of the motion sensor that form no part of the claimed design.

1 Claim, 8 Drawing Sheets



(58) **Field of Classification Search**

CPC G08B 21/14; G08B 21/16; G08B 21/18;
 G08B 21/182; G08B 21/185; G08B
 21/187; G08B 21/20; G08B 21/22; G08B
 21/24; G08B 21/245; G08B 23/00; G08B
 13/00; G08B 13/02; G08B 13/04; G08B
 13/06; G08B 13/08; G08B 13/10; G08B
 13/12; G08B 13/122; G08B 13/124;
 G08B 13/126; G08B 13/028; G08B
 13/14; G08B 13/1409; G08B 13/1418;
 G08B 13/1427; G08B 13/1436; G08B
 13/1445; G08B 13/1454; G08B 13/1463;
 G08B 13/1472; G08B 13/1481; G08B
 13/149; G08B 13/16; G08B 13/1609;
 G08B 13/1618; G08B 13/1627; G08B
 13/1636; G08B 13/1645; G08B 13/1654;
 G08B 13/1663; G08B 13/1672; G08B
 13/1681; G08B 13/169; G08B 13/18;
 G08B 13/181; G08B 13/183; G08B
 13/184; G08B 13/186; G08B 13/187;
 G08B 13/189; G08B 13/1895; G08B
 13/19; G08B 13/191; G08B 13/193;
 G08B 13/194; G08B 13/196; G08B
 13/19602; G08B 13/19604; G08B
 13/19606; G08B 13/19608; G08B
 13/1961; G08B 13/19613; G08B
 13/19615; G08B 13/19617; G08B
 13/19619; G08B 13/19621; G08B
 13/19623; G08B 13/19626; G08B
 13/19628; G08B 13/1963; G08B
 13/19632; G08B 13/19634; G08B
 13/19636; G08B 13/19639; G08B
 13/19641; G08B 13/19643; G08B
 13/19645; G08B 13/19647; G08B
 13/1965; G08B 13/19652; G08B

13/19654; G08B 13/19656; G08B
 13/19658; G08B 13/1966; G08B
 13/19663; G08B 13/19665; G08B
 13/19667; G08B 13/19669; G08B
 13/19671; G08B 13/19673; G08B
 13/19676; G08B 13/19678; G08B
 13/1968; G08B 13/19682; G08B
 13/19684; G08B 13/19686; G08B
 13/19689; G08B 13/19691; G08B
 13/19693; G08B 13/19695; G08B
 13/19697; G08B 13/20; G08B 13/22;
 G08B 13/24; G08B 13/2402; G08B
 13/2405; G08B 13/2408; G08B 13/2411;
 G08B 13/2414; G08B 13/2417; G08B
 13/242; G08B 13/2422; G08B 13/2425;
 G08B 13/2428; G08B 13/2431; G08B
 13/2434; G08B 13/2437; G08B 13/244;
 G08B 13/2442; G08B 13/2445; G08B
 13/2448; G08B 13/2451; G08B 13/2454;
 G08B 13/2457; G08B 13/246; G08B
 13/2462; G08B 13/2465; G08B 13/2468;
 G08B 13/2471; G08B 13/2474; G08B
 13/2477; G08B 13/248; G08B 13/2482;
 G08B 13/2485; G08B 13/2488; G08B
 13/2491; G08B 13/2492; G08B 13/2494;
 G08B 13/2497; G08B 13/26; G08B
 13/128

See application file for complete search history.

(56)

References Cited

U.S. PATENT DOCUMENTS

D692,332 S * 10/2013 Ni D10/70
 D700,080 S * 2/2014 Broadbent D10/70
 D724,970 S * 3/2015 Hasegawa D10/70

* cited by examiner

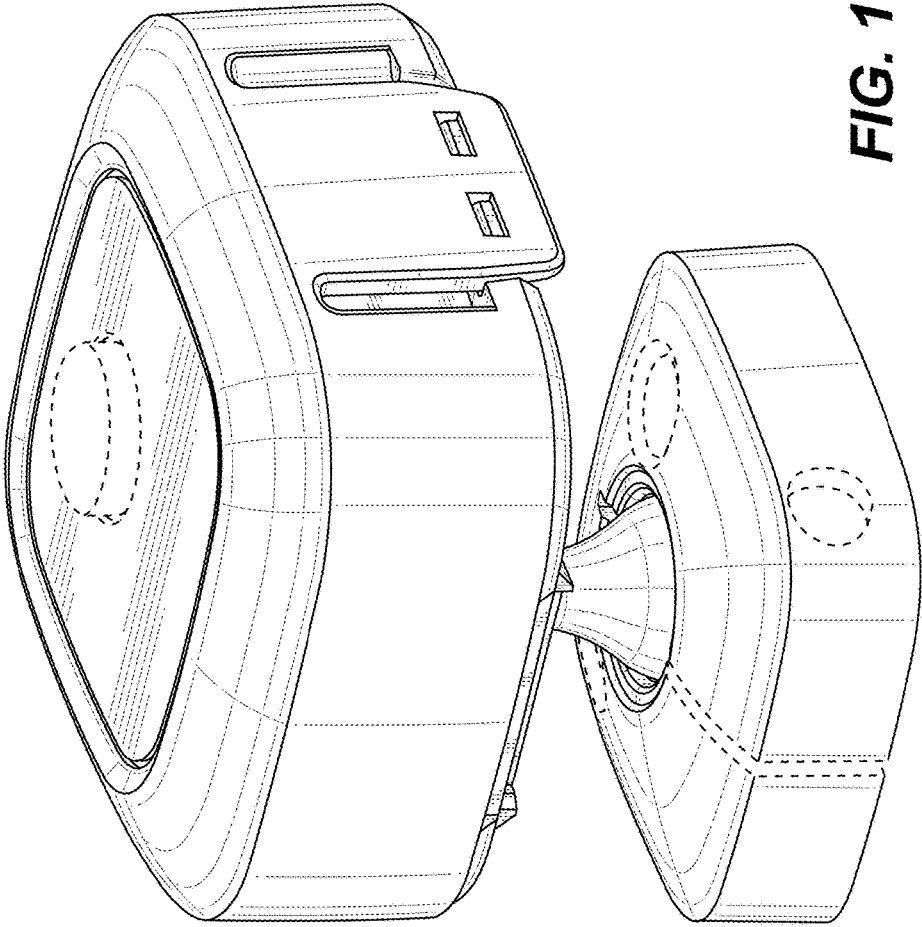


FIG. 1

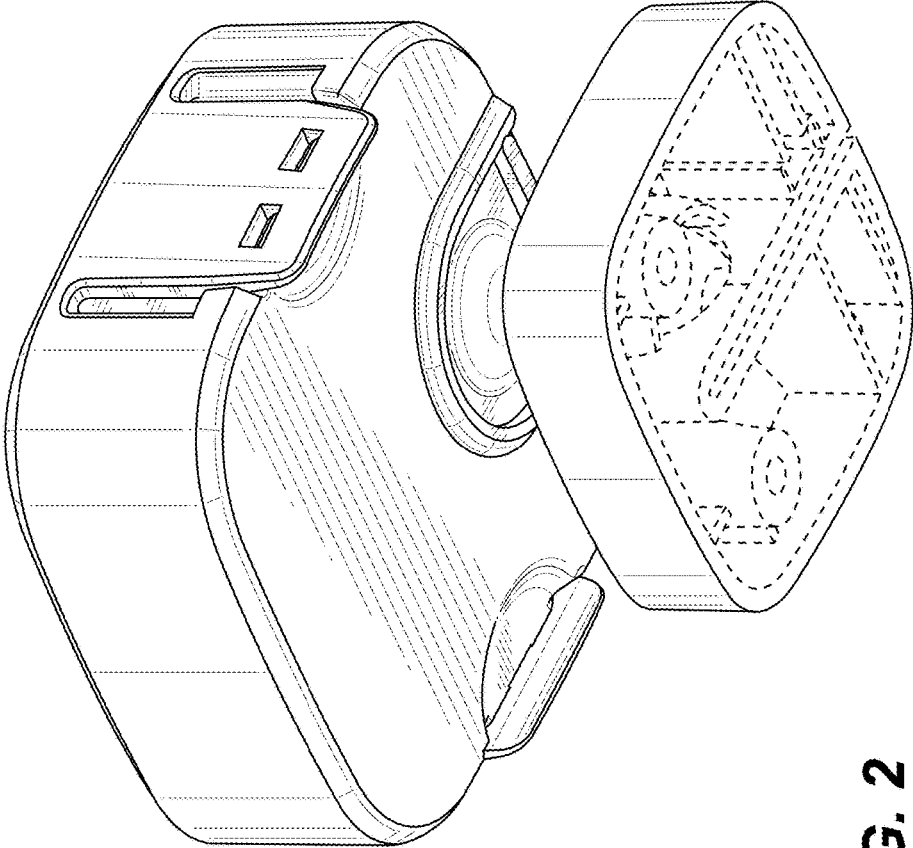


FIG. 2

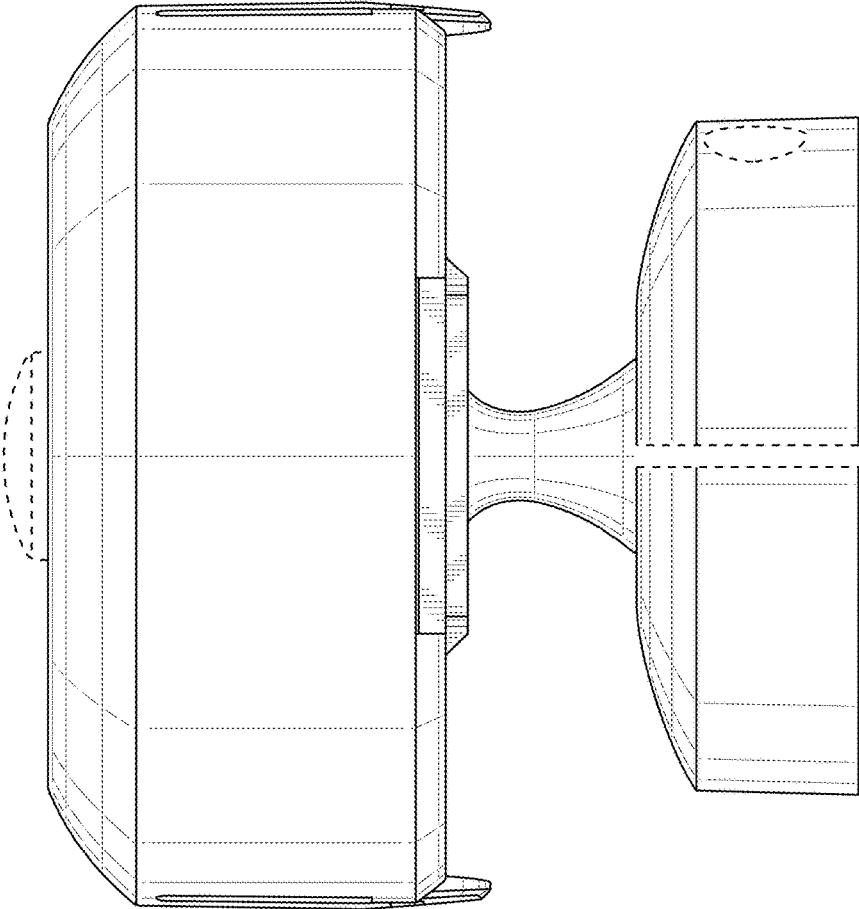


FIG. 3

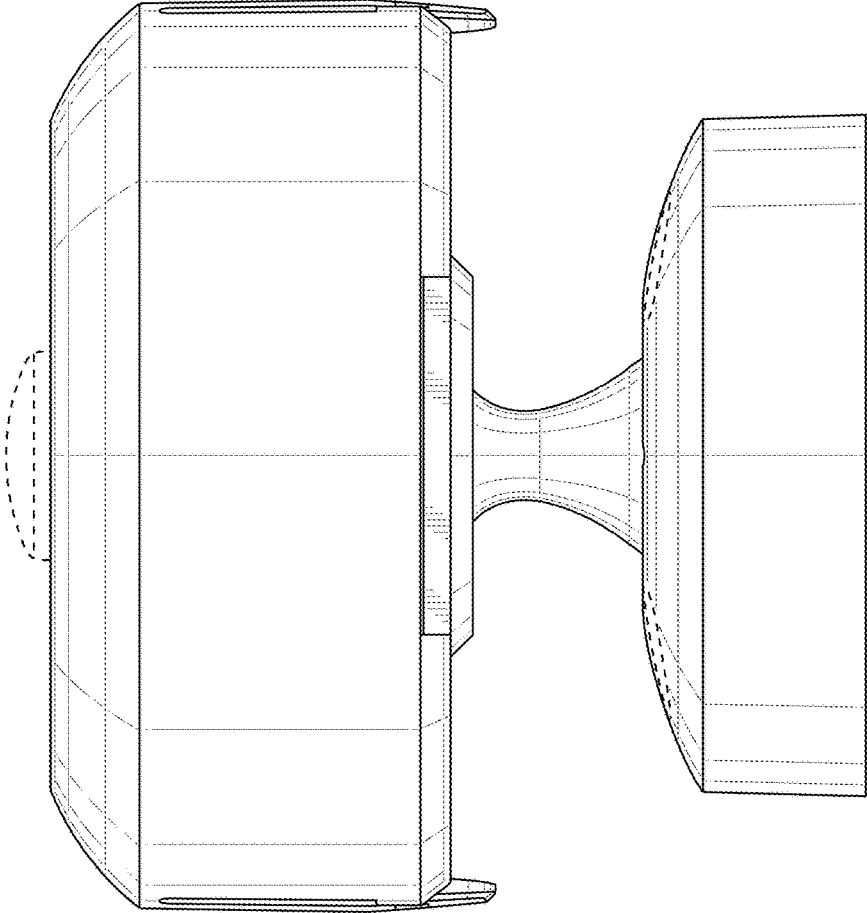


FIG. 4

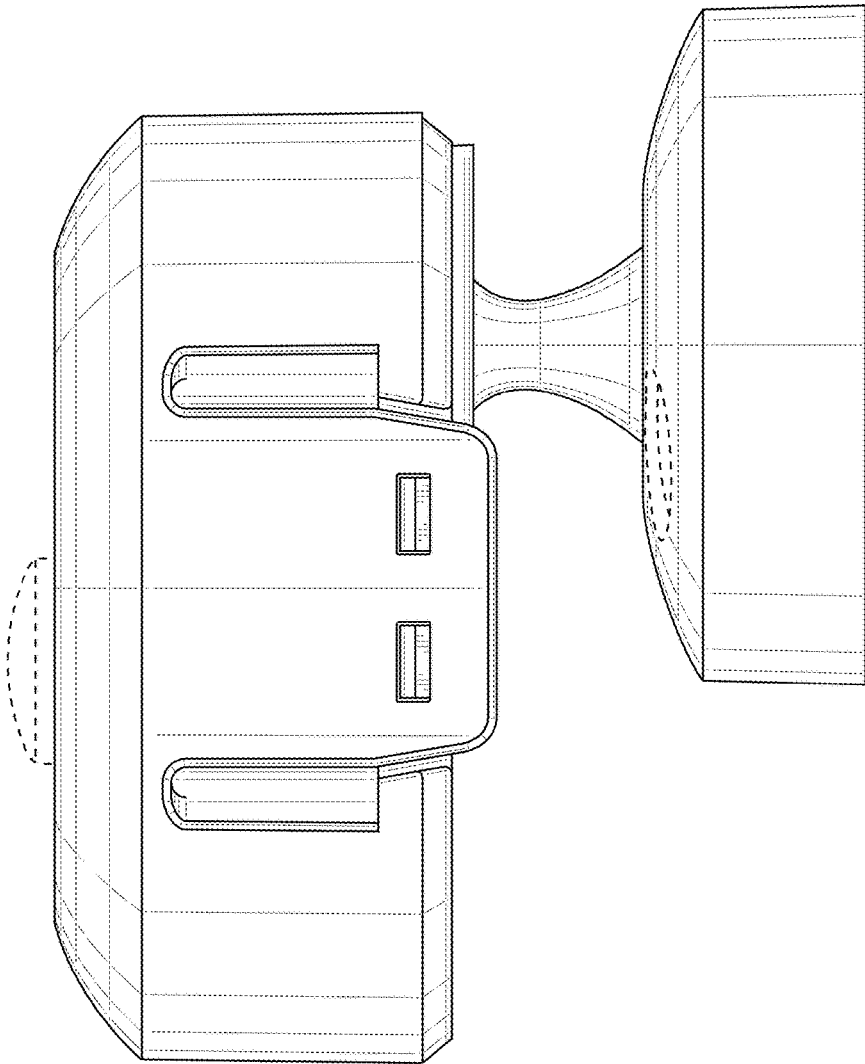


FIG. 5

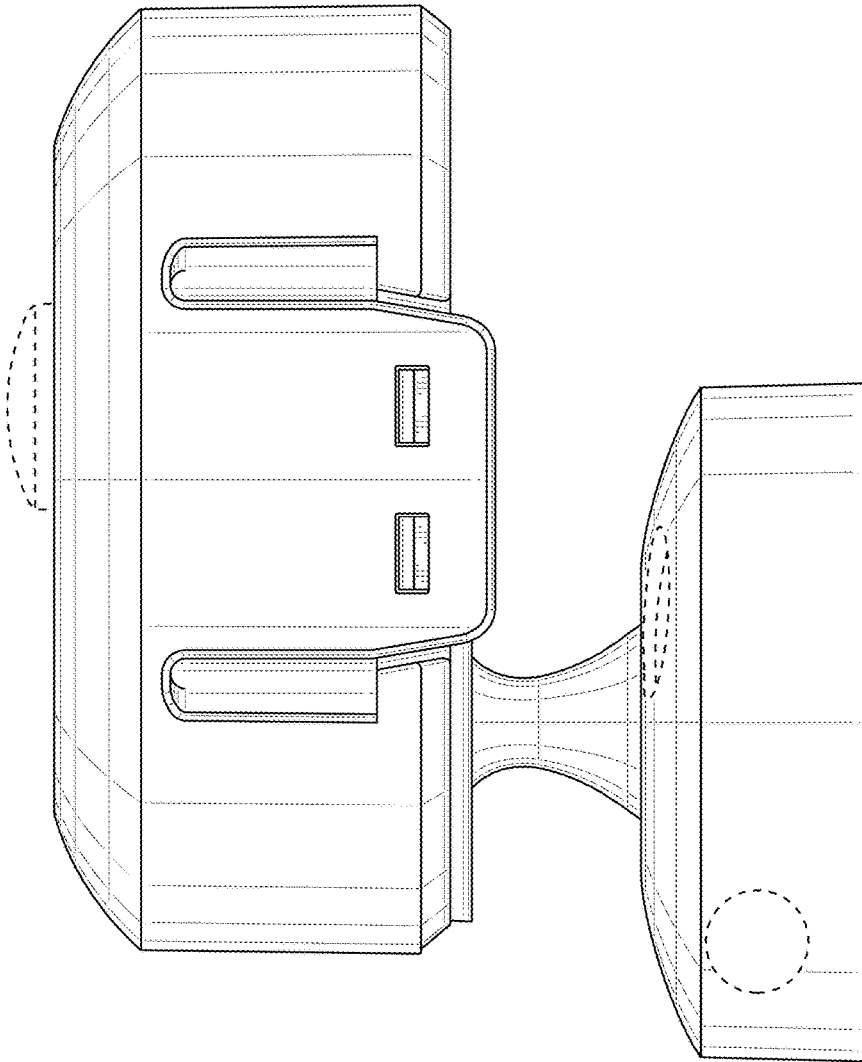


FIG. 6

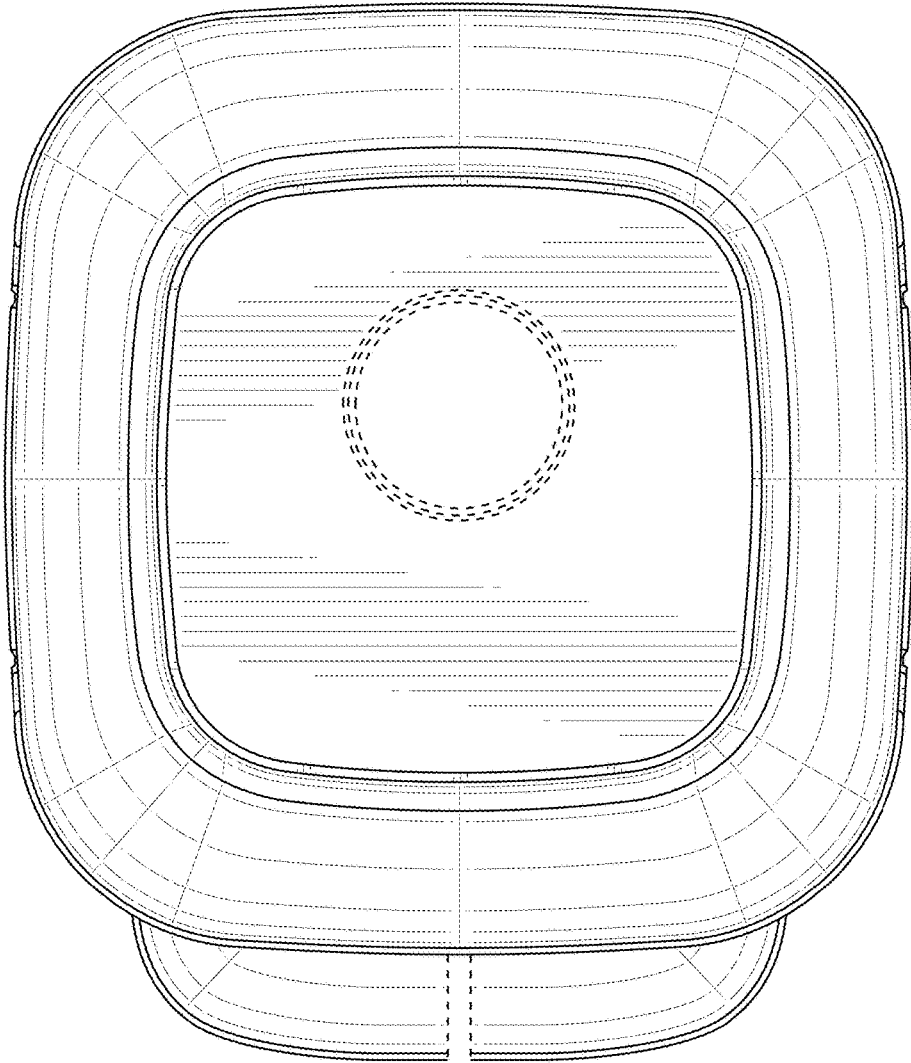


FIG. 7

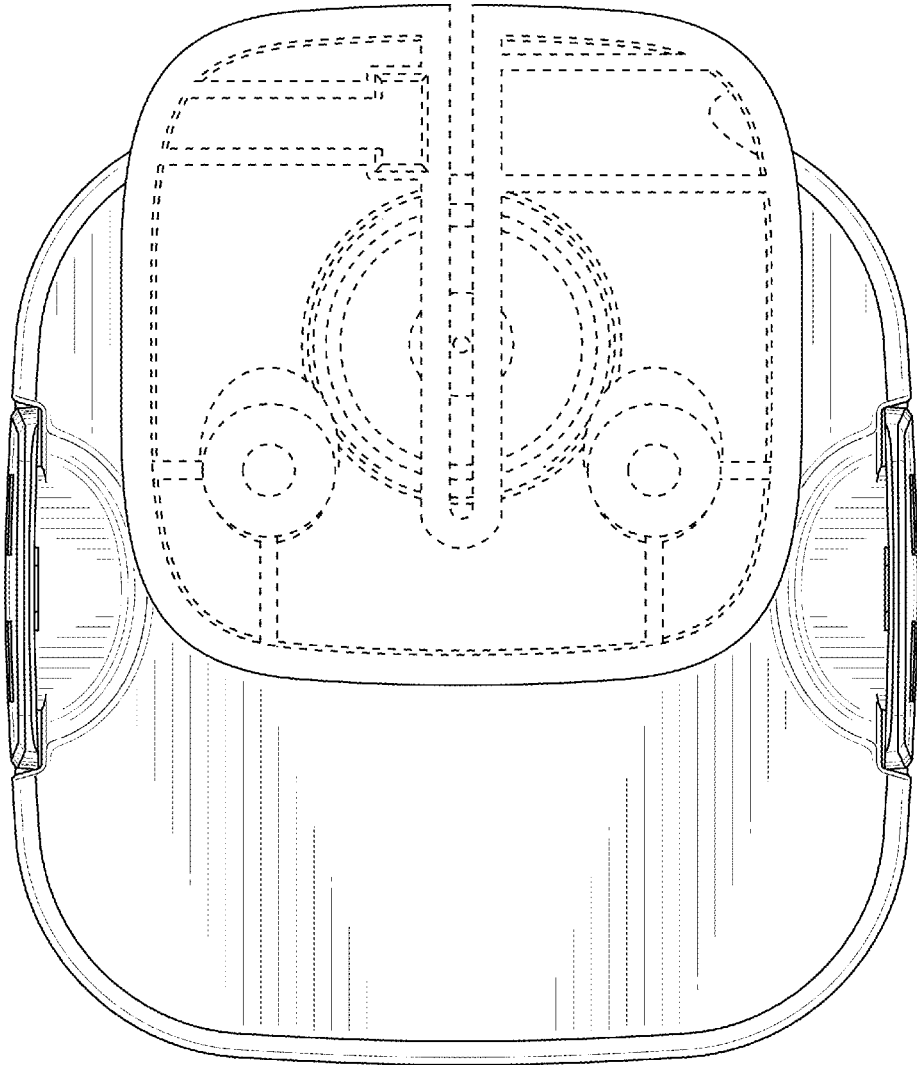


FIG. 8