



US00D541466S

(12) **United States Design Patent**
Bucher et al.

(10) **Patent No.:** **US D541,466 S**

(45) **Date of Patent:** **** Apr. 24, 2007**

(54) **LIGHT DOME WITH CEILING FAN**

(75) Inventors: **John C. Bucher**, Hillsboro Bch, FL
(US); **Scott Searle**, Wan Chai (HK)

(73) Assignee: **King of Fans, Inc.**, Ft. Lauderdale, FL
(US)

(**) Term: **14 Years**

(21) Appl. No.: **29/208,582**

(22) Filed: **Jun. 30, 2004**

(51) **LOC (8) Cl.** **26-99**

(52) **U.S. Cl.** **D26/113**

(58) **Field of Classification Search** D26/72,
D26/88, 81–86, 128–137, 65, 118; D23/411,
D23/377, 413, 385, 379; 362/326, 334, 96,
362/147, 404, 341, 350

See application file for complete search history.

(56) **References Cited**

U.S. PATENT DOCUMENTS

D42,718 S	*	7/1912	Strong	D26/127
D63,592 S	*	12/1923	Spencer	D26/88
D348,729 S	*	7/1994	Mason	D23/411
D364,224 S		11/1995	Wang	D23/377
D371,838 S		7/1996	Davis, Jr. et al.	D23/411
D372,774 S	*	8/1996	Holbrook	D23/411
D376,027 S	*	11/1996	Sung	D26/133
D376,421 S	*	12/1996	Jaspers-Fayer	D23/377
D378,404 S		3/1997	Jaspers-Jayer	D23/377
D393,918 S	*	4/1998	Lin	D26/134
D394,102 S	*	5/1998	Gee et al.	D23/411
D394,104 S	*	5/1998	Gee et al.	D23/411
D397,493 S	*	8/1998	Hsu	D26/127
D402,026 S		12/1998	Chuang et al.	D23/377
D408,518 S		4/1999	Liu	D23/377
D412,571 S		8/1999	Lee	D23/377
D414,856 S		10/1999	Zuege	D23/377
D417,269 S	*	11/1999	Thomas, Jr.	D23/411

D421,799 S		3/2000	Zuege	D23/411
D422,072 S		3/2000	Blateri	D23/377
D437,080 S	*	1/2001	Lin	D26/128
D443,352 S		6/2001	Lantz	D23/413
D451,995 S	*	12/2001	Liu	D23/411
D451,997 S		12/2001	Schwartz	D23/413
D454,636 S		3/2002	Lantz	D23/413
D459,466 S	*	6/2002	Hsieh	D23/411
D469,950 S		2/2003	Scalise et al.	D3/3
D480,471 S		10/2003	Hsieh	D23/411
D484,233 S		12/2003	Bucher et al.	D23/377
D485,345 S		1/2004	Bucher	D23/377
D485,346 S		1/2004	Bucher et al.	D23/377
D485,347 S		1/2004	Bucher et al.	D23/377
D491,261 S	*	6/2004	Curtin	D23/411
D491,657 S	*	6/2004	Cartwright	D23/413

* cited by examiner

Primary Examiner—Freda S. Nunn
Assistant Examiner—Kevin K. Rudzinski

(74) *Attorney, Agent, or Firm*—Brian S. Steinberger; Law
Offices of Brian S. Steinberger, P.A.

(57) **CLAIM**

The ornamental design for a light dome with ceiling fan, as shown and described.

DESCRIPTION

FIG. 1 is a perspective bottom view of the light dome with ceiling fan.

FIG. 2 is a perspective top view of the light dome with ceiling fan.

FIG. 3 is a bottom view of the light dome with ceiling fan.

FIG. 4 is a top view of the light dome with ceiling fan; and, FIG. 5 is a side view of the light dome with ceiling fan.

The broken lines showing in the cords, pull tab, motor housing, ceiling canopy, mounting arms, blade mounting holes and the blade arms in FIGS. 1–5 are for illustrative purposes and form no part of the claimed design.

1 Claim, 5 Drawing Sheets



FIG. 1

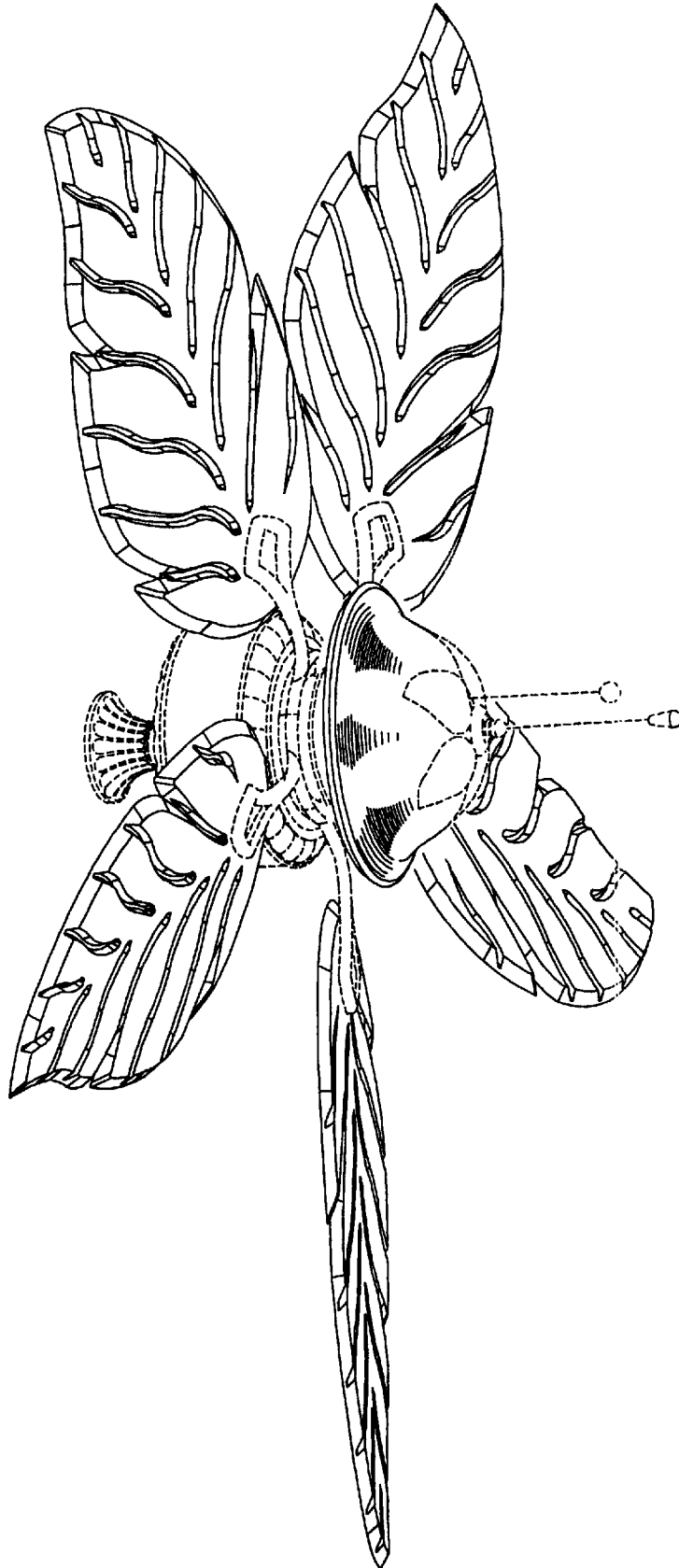


FIG. 2

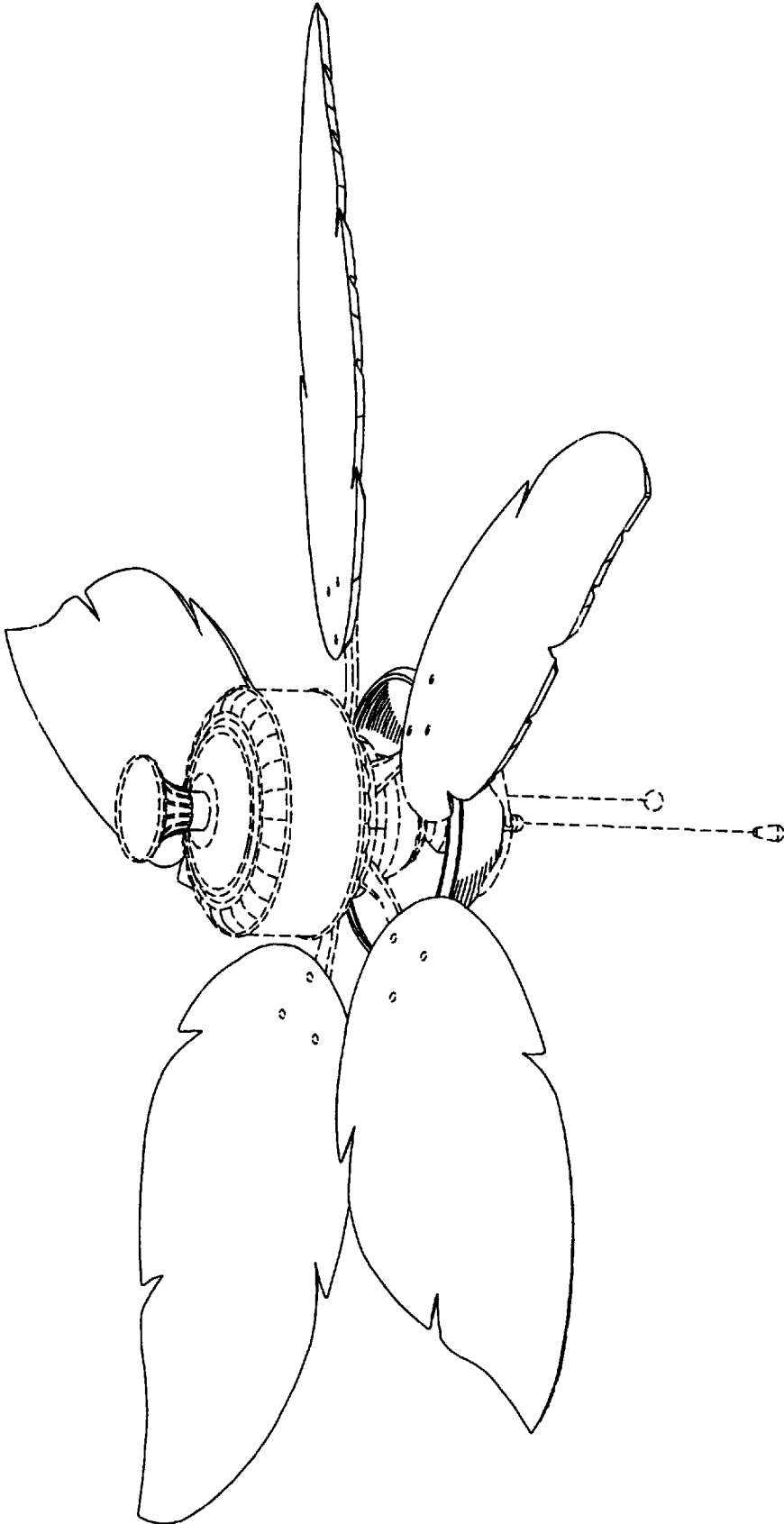


FIG. 3




FIG. 4




FIG. 5

