

J. L. HOWENSTINE.

GARMENT.

APPLICATION FILED JAN. 19, 1911.

998,774.

Patented July 25, 1911.

Fig. 1.

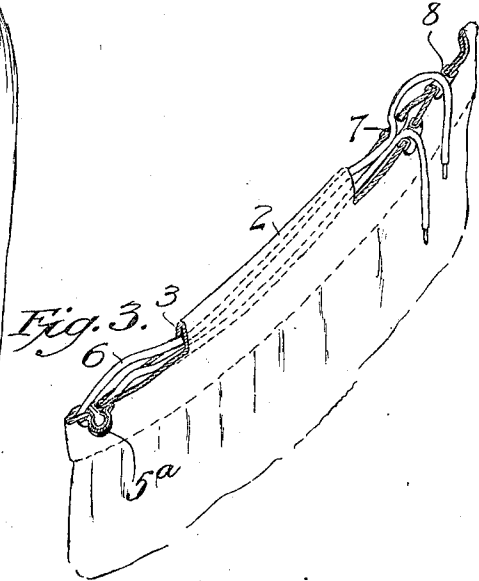
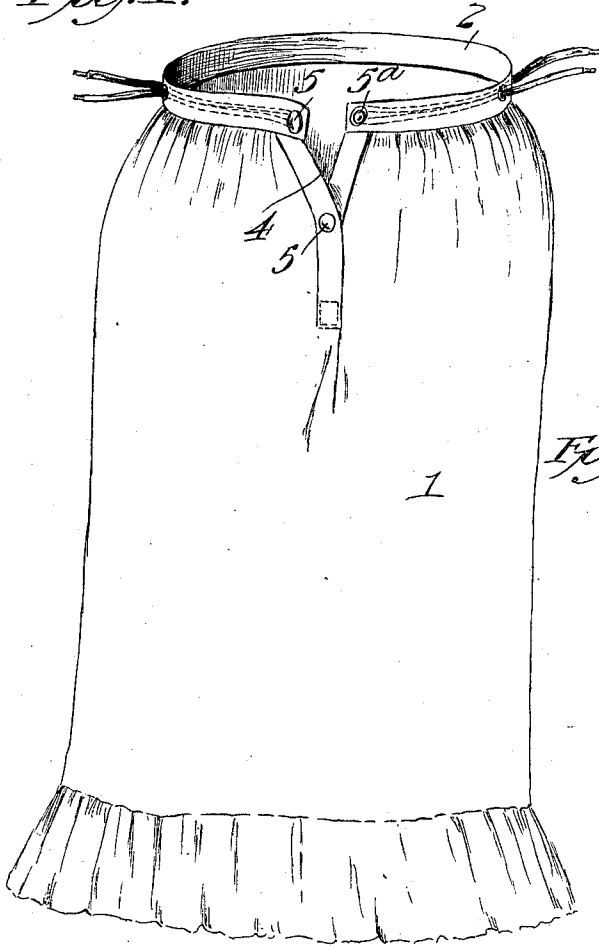
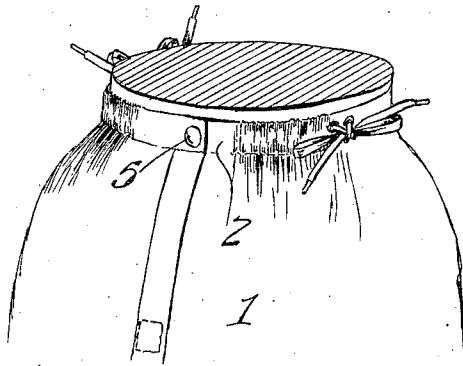


Fig. 2.



Witnesses
T. L. Mochan
Ruth C. Miller

By

Inventor
John E. Howenstine
Harry Freese
Attorney

UNITED STATES PATENT OFFICE.

JOHN L. HOWENSTINE, OF MASSILLON, OHIO.

GARMENT.

998,774.

Specification of Letters Patent. Patented July 25, 1911.

Application filed January 19, 1911. Serial No. 603,473.

To all whom it may concern:

Be it known that I, JOHN L. HOWENSTINE, a citizen of the United States, residing at Massillon, in the county of Stark and State of Ohio, have invented certain new and useful Improvements in Garments, of which the following is a specification.

The invention relates to means for adjusting garments, as, for instance, the waist band of a skirt or other article of wearing apparel; and the general object of the improvement is to make an exact adjustment to fit any figure, as distinguished from a plurality of definite adjustments, and also to avoid the use of buckles, hooks, catches and other similar auxiliary fastenings. The general objects of the invention, thus briefly stated, are attained by providing an elongated pocket in the garment with two adjacent eyelets or openings in opposite sides of one end portion thereof and an auxiliary eyelet adjacent thereto, and by placing two adjusting strings in and along the pocket with their free ends protruding through the openings and one of them passed through the auxiliary eyelet the other ends being secured or engaged in the other end of the pocket, whereby the pocket portion of the garment may be gathered and secured to any desired adjustment by merely tying the protruding ends of the strings together.

The invention, thus set forth in general terms, is illustrated in the accompanying drawing, forming part hereof, in which a preferred form is shown with reference to the waist band of a skirt, and in which drawing—

Figure 1 is a perspective view of a skirt having a placket in the rear of the waist portion and showing the preferred form of the adjusting means applied to the waist band on each side of the placket; Fig. 2, a fragmentary perspective view of the waist portion of a skirt, showing the same embodiment with the pocket portions gathered and the strings tied together; Fig. 3, a fragmentary perspective view, with parts broken away, showing details of the same embodiment.

Similar numerals refer to similar parts throughout the drawing.

The skirt 1 is provided with the waist band 2, which, being stitched along its edges in the usual manner, forms the intervening pocket 3, which may, if desired, extend en-

tirely around the skirt; although only a portion of this extent, preferably the rear portion on each side, is generally utilized for the adjusting means. The skirt, as shown, is also provided with the placket 4, the edges of which are adapted to be secured together by means of suitable fastening devices as 5 and 5^a; but it will be understood that the presence or use of a placket in the skirt is not essential for the purposes of the present invention.

The adjusting tapes or strings 6, are provided in the pocket, and when a placket is provided in the back two strands of these strings preferably extend each way from the ends of the pocket adjacent to the placket, in which ends the strings are secured or engaged, in the preferred forms of the improvement. This engagement is preferably made as shown, by forming the two strands of a single piece of string and looping the same around the shank of the fastening devices 5 or 5^a, as shown for the latter in Fig. 3; whence the strands extend outward and forward within the pocket, and the free ends pass outward through the outlet eyelets or openings 7, which are provided in the wall of the pocket for that purpose in the preferred form of the improvement.

In the preferred embodiment illustrated in the drawing, the outlet eyelets 7 are located in opposite sides of the wall of the pocket, through which eyelets the respective strings extend outward in opposite directions, and the auxiliary eyelet 8 is provided in and through both sides of the wall of the pocket adjacent to and preferably forward from the other eyelets, through which auxiliary eyelet one of the strings, preferably the string on the inside of the skirt, is passed outward, and the two strings are then adapted to be tied together as shown in Fig. 2. It is evident that in tying the strings together the portion of the pocket between the secured ends of the strings and the eyelets through which the free ends pass is readily shirred or gathered to any desired degree of adjustment, within the limits of its extent, and that the strings may then be tied to secure the parts in such adjustment, as shown in Fig. 2.

I claim:

In a skirt or other garment an elongated pocket, having two opposite outlet eyelets in the sides of the wall thereof and an adjacent

auxiliary eyelet through both sides of the
wall, two strands of string secured at one
end in the pocket and thence extending
along the pocket and passing out through
5 the outlet eyelets with one strand passing
through the auxiliary eyelet, whereby the
free ends of the strands may be tied together

to shirr the pocket and adjacent portions of
the skirt.

JOHN L. HOWENSTINE.

Witnesses:

FERD J. ZETTLER,
HARRY FREASE.

Copies of this patent may be obtained for five cents each, by addressing the "Commissioner of Patents,
Washington, D. C."
