

(No Model.)

E. C. NAPHEYS.
JAR.

No. 405,902.

Patented June 25, 1889.

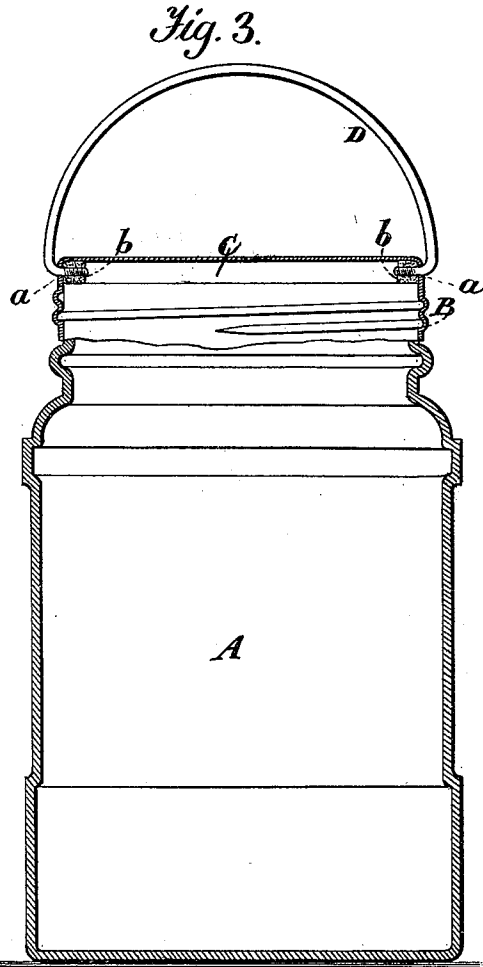
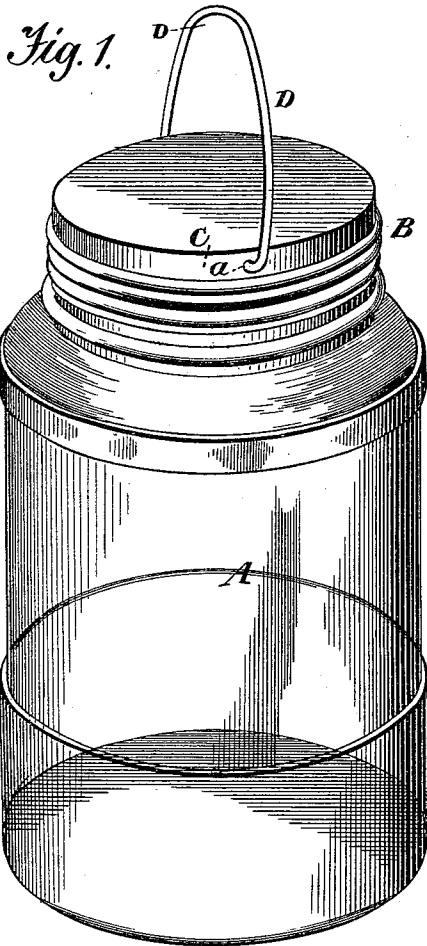
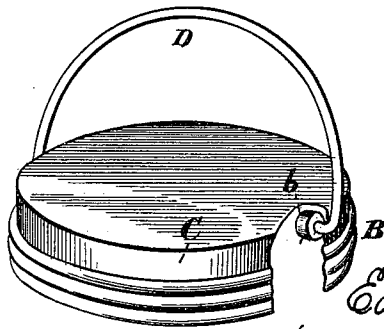


Fig. 2.



Witnesses.
A. Ruppert.
V. L. Mason,

Inventor:
Edward C. Napheys
by Franklin H. Hough
his Attorney

UNITED STATES PATENT OFFICE.

EDWARD C. NAPHEYS, OF PHILADELPHIA, PENNSYLVANIA.

JAR.

SPECIFICATION forming part of Letters Patent No. 405,902, dated June 25, 1889.

Application filed April 11, 1889. Serial No. 306,890. (No model.)

To all whom it may concern:

Be it known that I, EDWARD C. NAPHEYS, a citizen of the United States, residing at Philadelphia, in the county of Philadelphia and State of Pennsylvania, have invented certain new and useful Improvements in Jars; and I do declare the following to be a full, clear, and exact description of the invention, such as will enable others skilled in the art to which it appertains to make and use the same, reference being had to the accompanying drawings, and to the letters of reference marked thereon, which form a part of this specification.

This invention relates to certain new and useful improvements in that class of jars which are designed for use in packing preserves, fruits, &c., where the object sought is to exclude the air from the interior of the jar.

The object of the present invention is to generally improve upon the construction of this class of jars, and to provide a handle in connection with the cap or cover of the jar, by means of which the jar may be more readily transported or moved from place to place without liability of breakage.

To the above ends the invention consists in the peculiar construction and in the novel combination, arrangement, and adaptation of parts, all as more fully hereinafter described, shown in the drawings, and then specifically defined in the appended claim.

The invention is clearly illustrated in the accompanying drawings, which, with the letters of reference marked thereon, form a part of this specification, and in which—

Figure 1 is a perspective view of a jar constructed in accordance with my invention. Fig. 2 is a perspective view of the cap or cover of the jar removed, with part of the cover broken away. Fig. 3 is a central vertical section of Fig. 1.

Reference now being had to the details of

the drawings by letter, A designates the body of the jar, which may be of any of the well-known forms of construction now in common use. The neck of the jar is screw-threaded upon its outer surface to receive the screw-threaded metallic cap or cover B, which cap is similar in form and construction to the caps that are commonly used upon this class of jars, excepting that it is provided with the upwardly-extended portion C above the screw-threaded portion which is designed to engage the thread upon the neck of the jar. Said portion C, it will be observed, will, when the cap has been secured to the jar, be above the upper end of the jar.

D is a bail or handle, which is made of a single, piece of wire bent into the proper shape, and having its ends passed through the holes *a* within opposite sides of the extended portion C. The ends of the wire D are screw-threaded to receive the screw-threaded rubber blocks or washers *b*, which washers serve to prevent the air from entering the jar through the space that intervenes around the wire at its point of entrance to the cover.

Having thus described my invention, what I claim as new is—

The combination, with a jar and its cover, of a bail or handle composed of a piece of wire bent to form a loop or handle, and having its ends passed through suitable openings upon opposite sides of the cap or cover, said ends being screw-threaded and provided with rubber washers *b* on the inside of the cover, substantially as described, and for the purpose specified.

In testimony whereof I affix my signature in presence of two witnesses.

EDWARD C. NAPHEYS.

Witnesses:

H. PENNINGTON,
LOZIER THOMPSON.