



US00D693628S

(12) **United States Design Patent**
Tavener et al.

(10) **Patent No.:** **US D693,628 S**

(45) **Date of Patent:** **** Nov. 19, 2013**

(54) **TOP FOR LIQUID STORAGE CONTAINER**

(71) Applicants: **Ronald Scott Tavener**, Mountain View, CA (US); **Michael Jonathan Liebowitz**, Concord, CA (US); **Suzanne Janet Nason**, San Francisco, CA (US)

(72) Inventors: **Ronald Scott Tavener**, Mountain View, CA (US); **Michael Jonathan Liebowitz**, Concord, CA (US); **Suzanne Janet Nason**, San Francisco, CA (US)

(73) Assignee: **WineStor, LLC**, Mountain View, CA (US)

(**) Term: **14 Years**

(21) Appl. No.: **29/434,516**

(22) Filed: **Oct. 12, 2012**

(51) **LOC (9) Cl.** **07-02**

(52) **U.S. Cl.**
USPC **D7/392.1**

(58) **Field of Classification Search**
USPC D7/391, 392, 392.1, 510, 511, 629, D7/900; D9/425, 434, 435, 438, 443, 444, D9/445-447, 449, 451-454; 215/271, 318, 215/319, 354, 364; 220/253, 254.1, 254.3, 220/260, 712-714, 719, 780, 781, 834
See application file for complete search history.

(56) **References Cited**

U.S. PATENT DOCUMENTS

1,243,033	A	*	10/1917	Beatty	215/326
D199,507	S	*	11/1964	Linko	D3/302
D269,596	S	*	7/1983	Fowkes	D9/447
D300,107	S		3/1989	Trombly		
D325,783	S	*	4/1992	Anderson	D24/193
D359,196	S		6/1995	Nichols		
D433,225	S		11/2000	Deiss et al.		
D439,516	S	*	3/2001	Bakic	D9/449
D457,034	S	*	5/2002	Bodum	D7/510

D468,590	S	*	1/2003	Jalet et al.	D7/586
D507,934	S	*	8/2005	Featherston et al.	D7/510
D519,322	S	*	4/2006	Hutton	D7/523
D593,365	S	*	6/2009	Miller et al.	D7/510
D600,121	S	*	9/2009	Marotti et al.	D9/454
D612,197	S	*	3/2010	Chan	D7/392.1
D657,675	S	*	4/2012	Averill	D9/454
D670,042	S	*	10/2012	Anderson	D30/129
D671,786	S	*	12/2012	Lin	D7/300.1
D676,706	S	*	2/2013	Kern et al.	D7/392
D683,184	S	*	5/2013	Lin	D7/510

* cited by examiner

Primary Examiner — Susan E Krakower

(74) *Attorney, Agent, or Firm* — James F. Hann; Haynes Beffel & Wolfeld LLP

(57) **CLAIM**

The ornamental design for a top for liquid storage container, as shown and described.

DESCRIPTION

This is related to our copending U.S. patent application Ser. No. 13/651,352, filed Oct. 12, 2012, titled Liquid Storage, Isolation and Dispensing Container, the disclosure of which is incorporated by reference.

FIG. 1 is a front, top perspective view of a top for liquid storage container showing our new design;

FIG. 2 is a front elevation view thereof, the rear elevation view, right side elevation view and left side elevation view being identical;

FIG. 3 is a top plan view thereof;

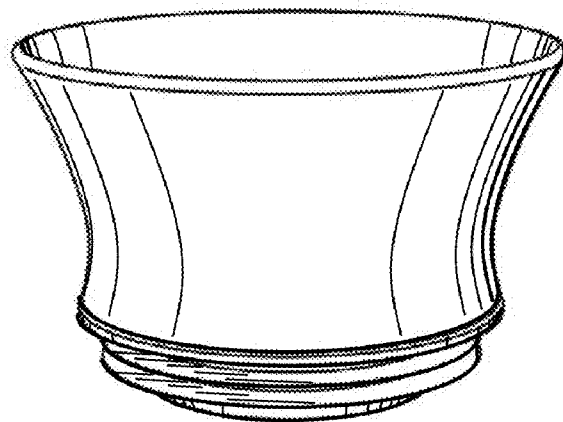
FIG. 4 is a bottom plan view thereof;

FIG. 5 is a side elevation view thereof, shown in a condition of use; and,

FIG. 6 is a partial cross-sectional view taken along line 6-6 of FIG. 3 showing the shape and depth of the top hollow portion thereof.

The broken line showing a container in FIG. 5 illustrates environmental structure and forms no part of the claimed design.

1 Claim, 2 Drawing Sheets



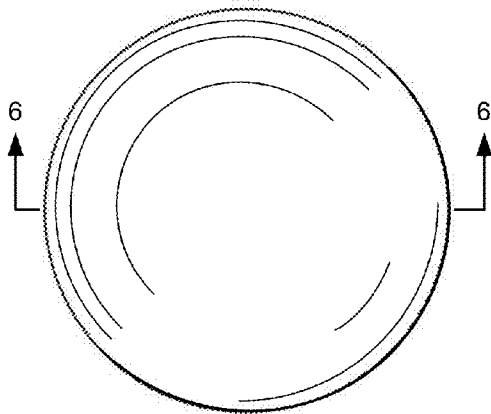


FIG. 3

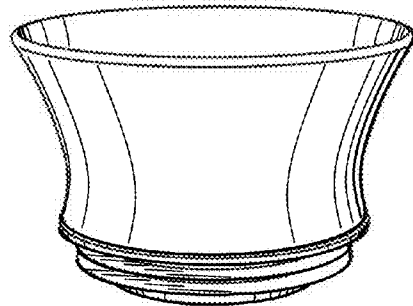


FIG. 1

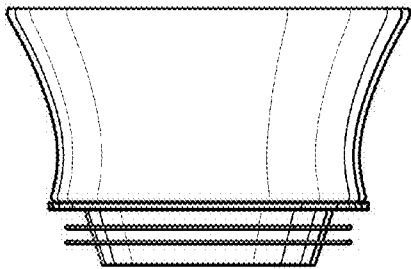


FIG. 2

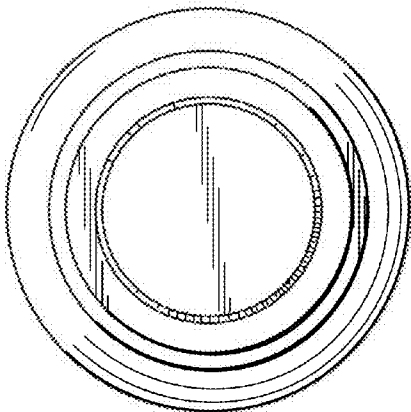


FIG. 4




FIG. 5

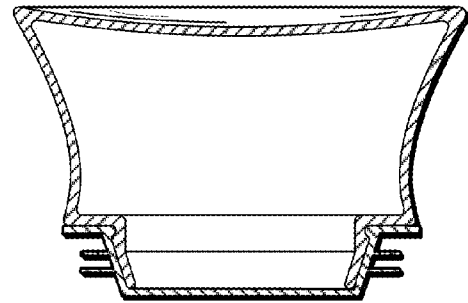


FIG. 6