



US00D979350S

(12) **United States Design Patent** (10) **Patent No.:** **US D979,350 S**
Volkoff et al. (45) **Date of Patent:** **** Feb. 28, 2023**

(54) **SPORK**
(71) Applicant: **Helen of Troy Limited**, St. Michael (BB)
(72) Inventors: **Jarett Alexander Volkoff**, Bend, OR (US); **Jeffrey Thomas Burga**, Bend, OR (US)
(**) Term: **15 Years**

2003/0029044 A1* 2/2003 Mattson A47G 21/02 30/324
2005/0278958 A1* 12/2005 Schmidt A47G 21/06 30/322
2020/0128983 A1* 4/2020 Yiu D21J 3/00

FOREIGN PATENT DOCUMENTS

CN 307251841 * 4/2022
GB 4039012 * 9/2014
GB 9008190524-0001 * 10/2020

OTHER PUBLICATIONS

You Customize It Custom Kid's Flatware, posted date unknown [online], [retrieved Sep. 12, 2022]. Retrieved on internet, <https://www.youcustomizeit.com/bbp/Kid-Flatware/1070503>.
Annova Kids Silverware, posted Mar. 12, 2021 [online], [retrieved Sep. 12, 2022]. Retrieved on internet, https://www.amazon.com/Silverware-Stainless-Childrens-Flatware-Tablespoon/do/B08WK72ZZV/ref=psdc_165797011_t3_B07Q1GKCQG?th=1 (Year: 2021).*

* cited by examiner

Primary Examiner — Nicole C Shiflet
Assistant Examiner — Yen Le Southwood
(74) *Attorney, Agent, or Firm* — Rankin, Hill & Clark LLP

(21) Appl. No.: **29/784,120**
(22) Filed: **May 18, 2021**
(51) **LOC (14) Cl.** **07-03**
(52) **U.S. Cl.**
USPC **D7/653**
(58) **Field of Classification Search**
USPC D4/120; D7/395, 401.2, 642-645, 646, D7/647-650, 669, 681-683, 688-689, D7/691-695, 651-664; D8/98, 107; D22/117-118
CPC A47J 43/281; A47J 43/28; A47J 43/283; A47J 43/288; A47J 17/02; A47G 21/00; A47G 21/004; A47G 21/02; A47G 21/023; A47G 21/04; A47G 21/06; A47G 21/005; A61J 7/0023; B26B 3/00; B65D 77/245
See application file for complete search history.


(57) **CLAIM**
The ornamental design for a spork, as shown and described.

DESCRIPTION

(56) **References Cited**
U.S. PATENT DOCUMENTS
920,235 A * 5/1909 Aagaard B26B 11/00 30/143
2,900,656 A * 8/1959 Tupper A47J 43/288 15/245
4,535,538 A * 8/1985 Nelson A47G 21/02 30/147
D318,600 S * 7/1991 Lillelund D7/645
D536,221 S * 2/2007 Kamins D7/643
D665,630 S * 8/2012 Vasavada D7/643
D778,120 S * 2/2017 Mou D7/645

FIG. 1 is a perspective view of a spork showing our new design;
FIG. 2 is a front elevation view thereof;
FIG. 3 is a rear elevation view thereof;
FIG. 4 is a left side elevation view thereof;
FIG. 5 is a right side elevation view thereof;
FIG. 6 is a top plan view thereof;
FIG. 7 is a bottom plan view thereof; and,
FIG. 8 is a bottom perspective view thereof.

1 Claim, 5 Drawing Sheets



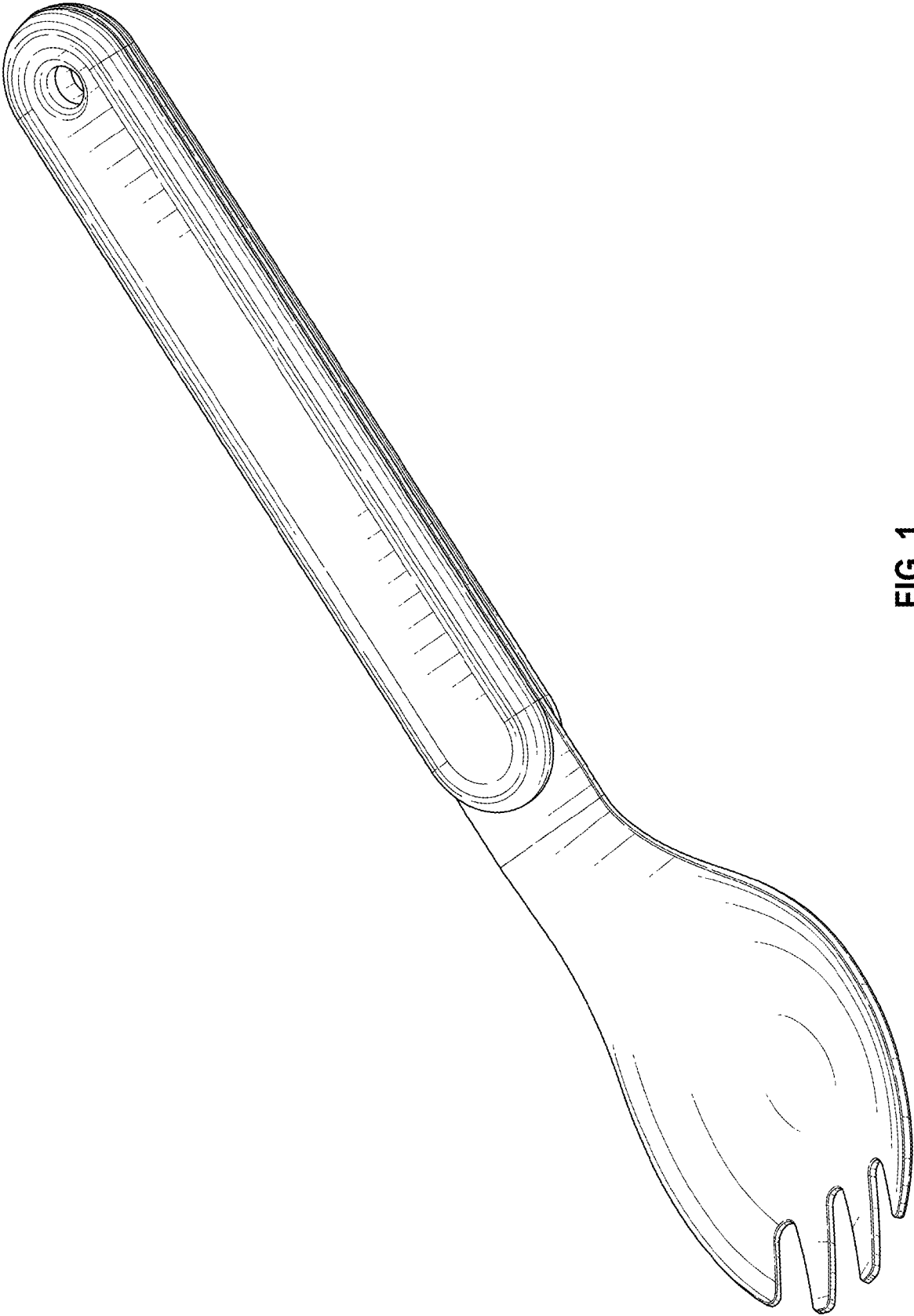


FIG. 1

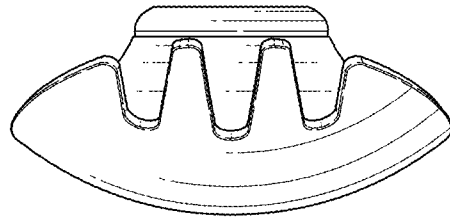


FIG. 2

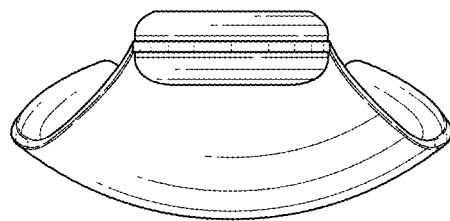


FIG. 3

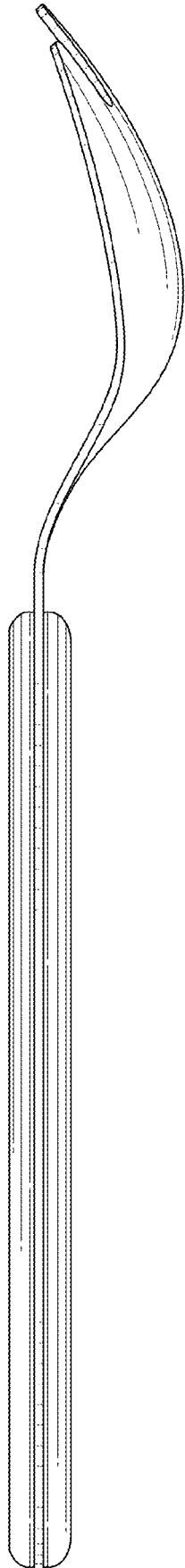


FIG. 4

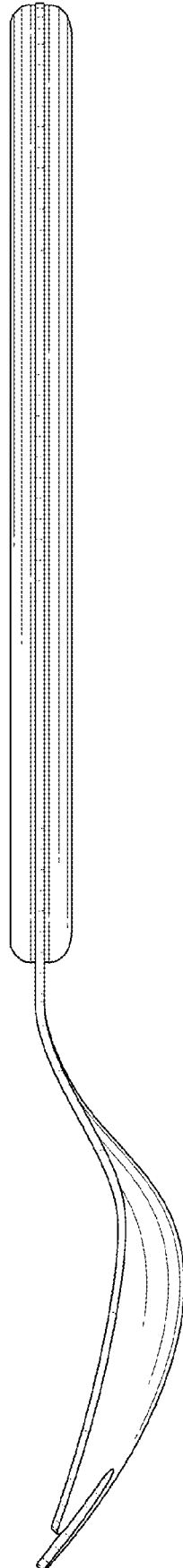


FIG. 5

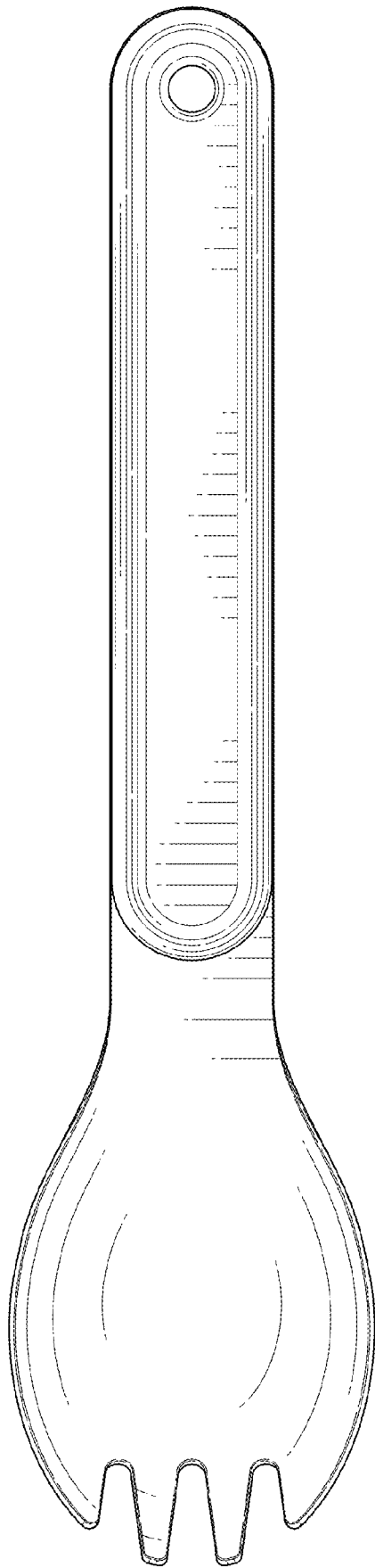


FIG. 6

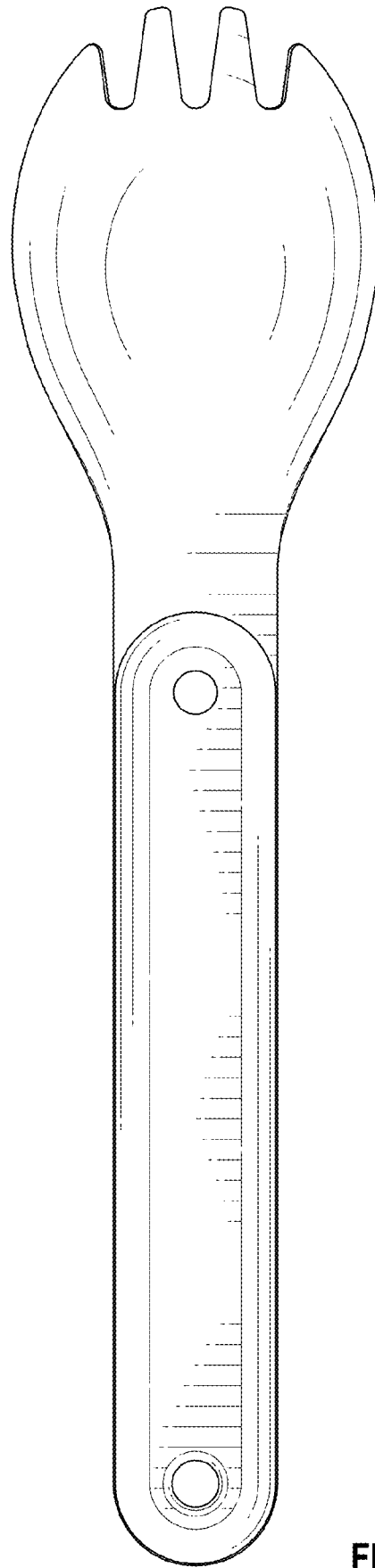


FIG. 7

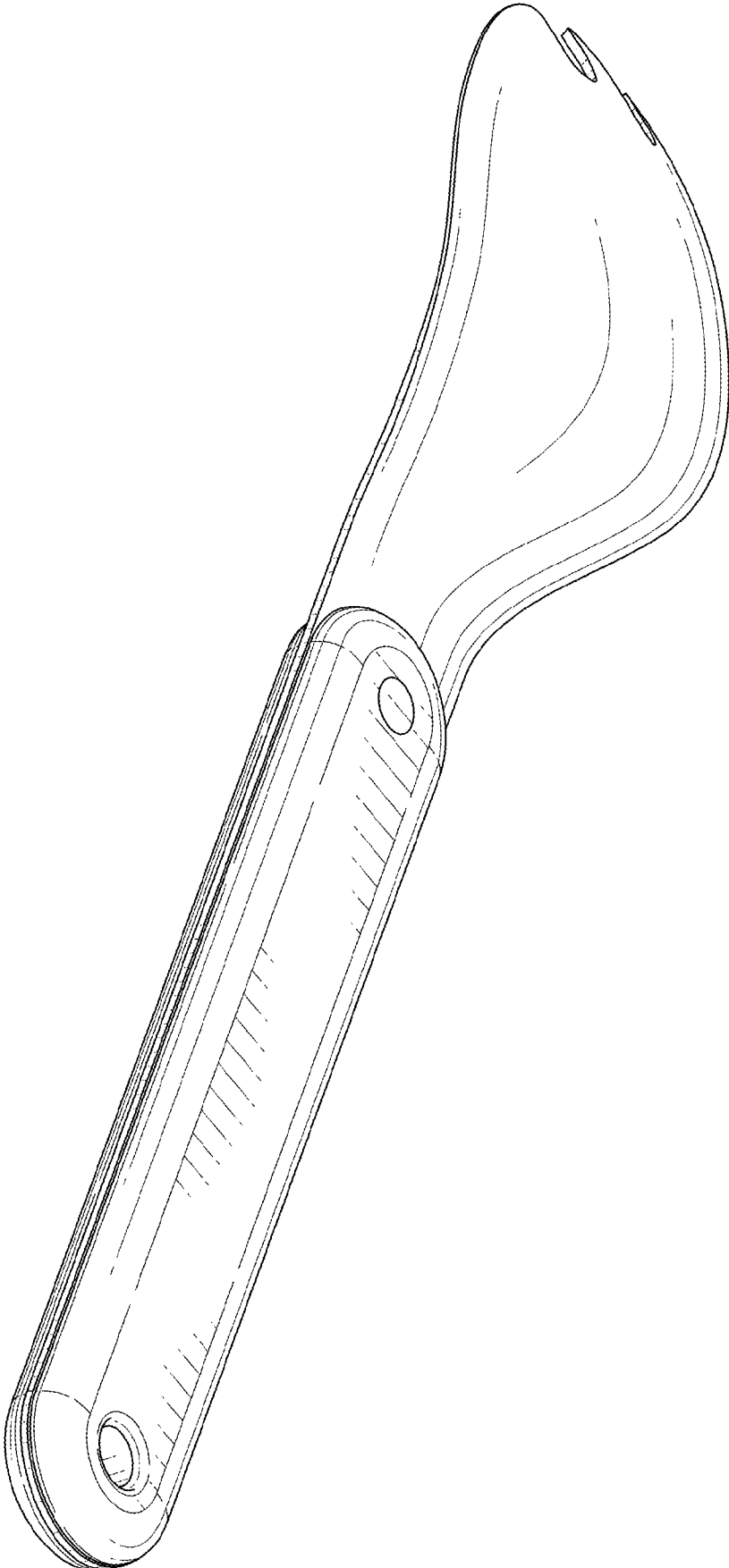


FIG. 8