



US00D746186S

(12) **United States Design Patent**
Curic et al.

(10) **Patent No.:** **US D746,186 S**

(45) **Date of Patent:** **** Dec. 29, 2015**

(54) **VEHICLE FRONT UPPER GRILLE**

D722,923 S * 2/2015 George D12/163
D727,222 S * 4/2015 Jamieson D12/163
D736,123 S * 8/2015 Hammoud D12/163

(71) Applicant: **Ford Motor Company**, Dearborn, MI
(US)

OTHER PUBLICATIONS

(72) Inventors: **Kemal Curic**, West Bloomfield, MI
(US); **Darrell Behmer**, Novi, MI (US);
Christopher Svensson, Clemsford (GB);
Moray Callum, Ann Arbor, MI (US);
Joel Piaskowski, Dusseldorf (DE)

Ronan Glon. Ford Reveals one-off F-35-Inspired 2015 Mustang GT. Jul. 25, 2014 [online], [retrieved on Aug. 27, 2014] Retrieved from the Internet <URL: <http://www.leftlanenews.com/ford-mustang-gt-f-35-lightening-ii-edition.html>>.

2016 Ford Mustang SVT Spied 'Ring testing once again. [retrieved on Aug. 27, 2014] Retrieved from the Internet <URL: <http://www.worldcarfans.com/114071878374/2013-ford-mustang-svt-spied-ring-testing-once-again.html>>.

(73) Assignee: **Ford Motor Company**, Dearborn, MI
(US)

* cited by examiner

(**) Term: **14 Years**

Primary Examiner — Melody N. Brown

(21) Appl. No.: **29/507,202**

(74) *Attorney, Agent, or Firm* — Damian Porcari

(22) Filed: **Oct. 24, 2014**

(51) **LOC (10) Cl.** **12-16**

(52) **U.S. Cl.**
USPC **D12/163**

(58) **Field of Classification Search**
USPC D12/163, 196, 86, 90-92, 171, 169,
D12/216; 180/68.1, 68.6; 293/193.11
CPC B62D 25/08; B62B 9/16; B60K 11/08;
B60R 19/52

See application file for complete search history.

(57) **CLAIM**

The ornamental design for a vehicle front upper grille, as shown and described.

DESCRIPTION

FIG. 1 is a top left perspective view of a vehicle front upper grille;

FIG. 2 is a top right perspective view thereof;

FIG. 3 is a top rear perspective view thereof;

FIG. 4 is a front elevational view thereof;

FIG. 5 is a rear elevational view thereof;

FIG. 6 is a left side elevational view thereof;

FIG. 7 is a right side elevational view thereof;

FIG. 8 is a top plan view thereof; and,


FIG. 9 is a bottom plan view thereof.

1 Claim, 9 Drawing Sheets

(56) **References Cited**

U.S. PATENT DOCUMENTS

D712,320 S 9/2014 Mays
D712,321 S 9/2014 Mays
D712,797 S * 9/2014 Mays D12/163
D713,765 S * 9/2014 Peltola D12/163



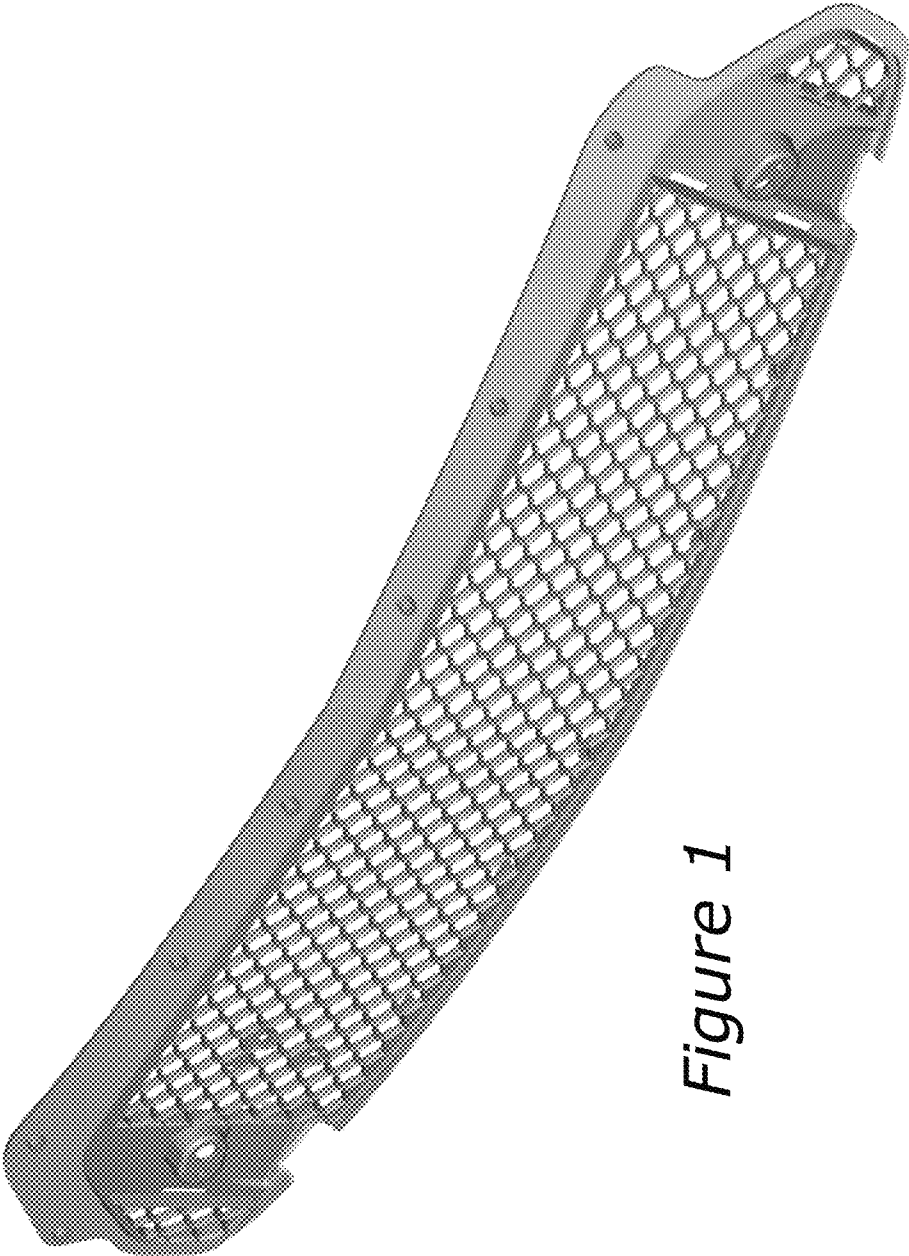


Figure 1




Figure 2

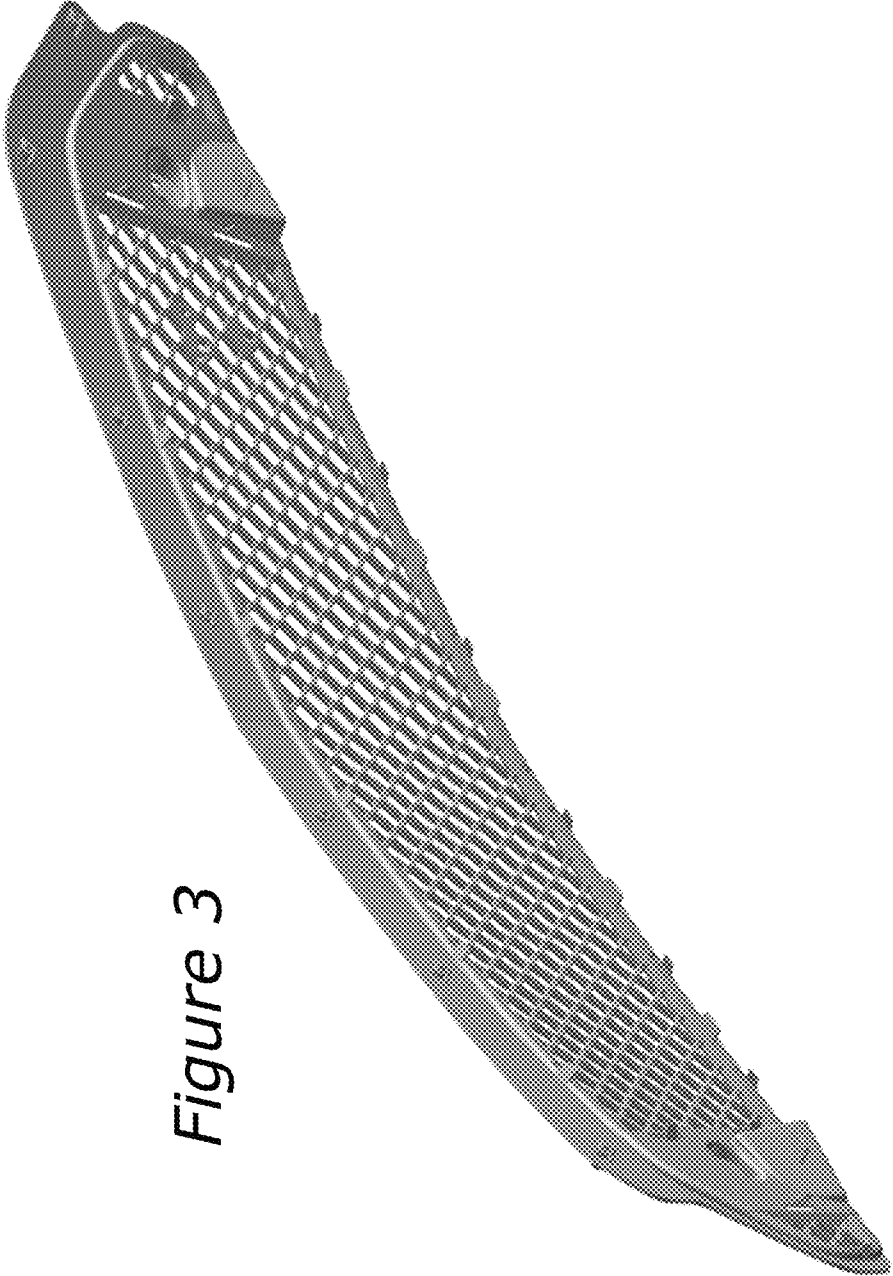


Figure 3




Figure 4




Figure 5




Figure 6

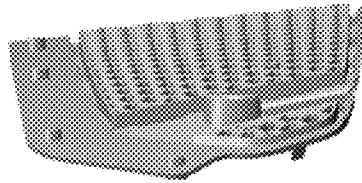


Figure 7




Figure 8

Figure 9

