



US00D363661S

United States Patent [19]
Lambelet, Jr. et al.

[11] **Patent Number:** **Des. 363,661**
[45] **Date of Patent:** ****Oct. 31, 1995**

[54] **TABLET DISPENSER PACKAGE**

[75] Inventors: **Lawrence E. Lambelet, Jr.**,
Flemington, N.J.; **Martha Davis**, New
York, N.Y.

[73] Assignee: **Ortho Pharmaceutical Corporation**,
Raritan, N.J.

[**] Term: **14 Years**

[21] Appl. No.: **26,853**

[22] Filed: **Jul. 29, 1994**

[52] U.S. Cl. **D9/423**

[58] **Field of Search** D9/420-423, 428,
D9/339; D28/82; D3/201, 901; 206/525,
530, 539, 533, 828, 823; 220/334, 337,
376

[56] **References Cited**

U.S. PATENT DOCUMENTS

D. 238,310	12/1975	Kingsford	D28/82
D. 298,512	11/1988	Gotlib	D9/418
D. 331,818	12/1992	Holahan et al.	D28/82
4,078,661	3/1978	Thomas	206/533
4,165,709	8/1979	Studer	206/539 X
4,915,256	4/1990	Tump	206/539 X

FOREIGN PATENT DOCUMENTS

2024786 1/1980 United Kingdom 206/533

OTHER PUBLICATIONS

Weinman Brothers Cat Mar. 1948, back cover.
Modern Packaging, Nov. 1958, p. 348.
Mattel Toys, 1984 Cat, p. 103.

Primary Examiner—Prabhakar G. Deshmukh

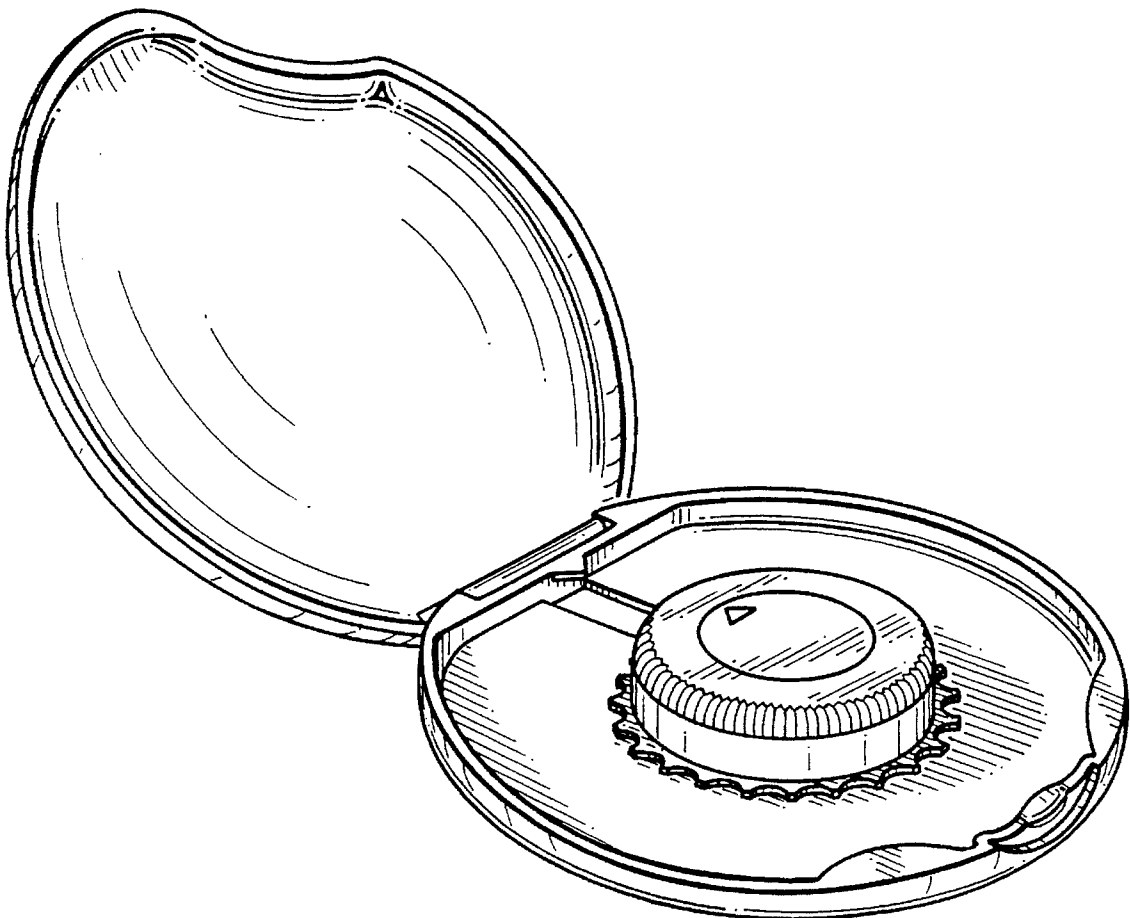
[57] **CLAIM**

The ornamental design for a tablet dispenser package, as shown and described.

DESCRIPTION

FIG. 1 is a perspective view of a tablet dispenser package as seen from top, front and left side showing our new design; FIG. 2 is a left side elevational view thereof; FIG. 3 is a right side elevational view thereof; FIG. 4 is a top plan view thereof; FIG. 5 is a front elevational view thereof; FIG. 6 is a rear elevational view thereof; FIG. 7 is a bottom plan view thereof; and, FIG. 8 is a perspective view of the tablet dispenser package in an open position.

1 Claim, 5 Drawing Sheets



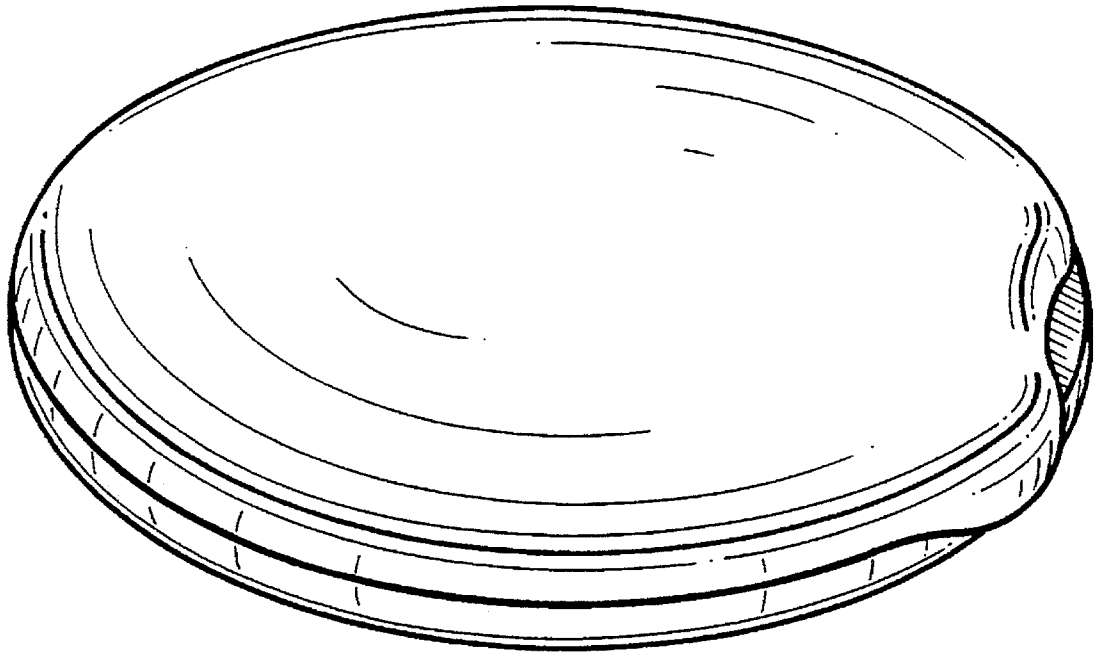


FIG. 1

FIG. 2




FIG. 3




FIG. 4

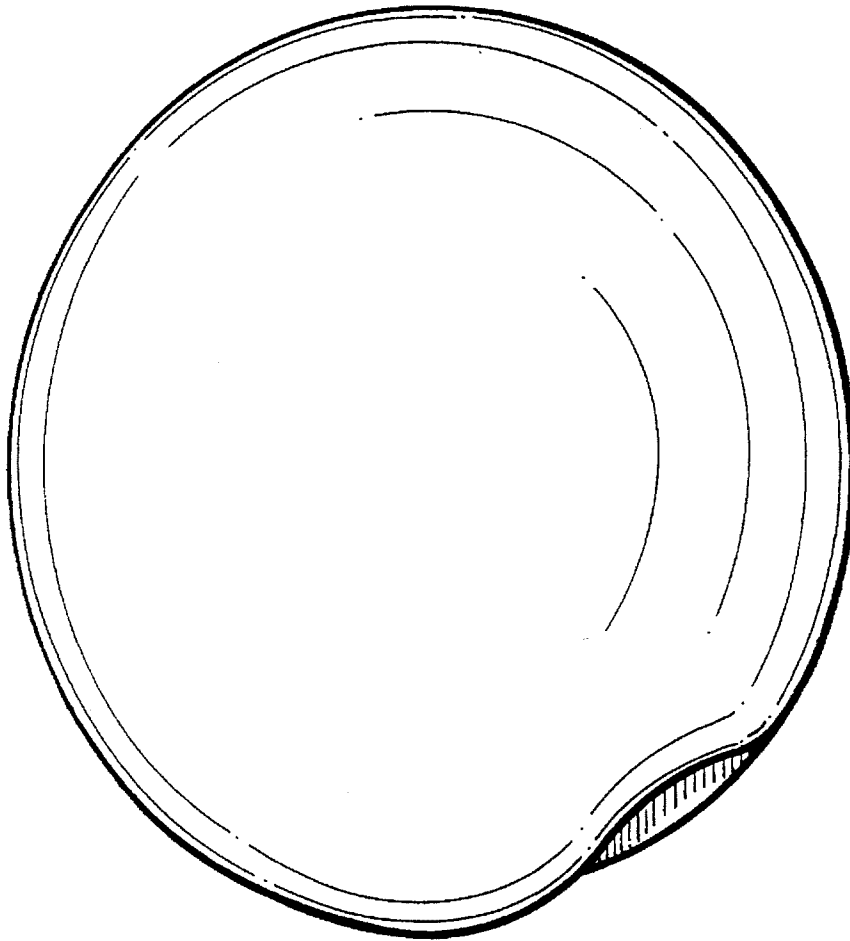


FIG. 5



FIG. 6




FIG. 7

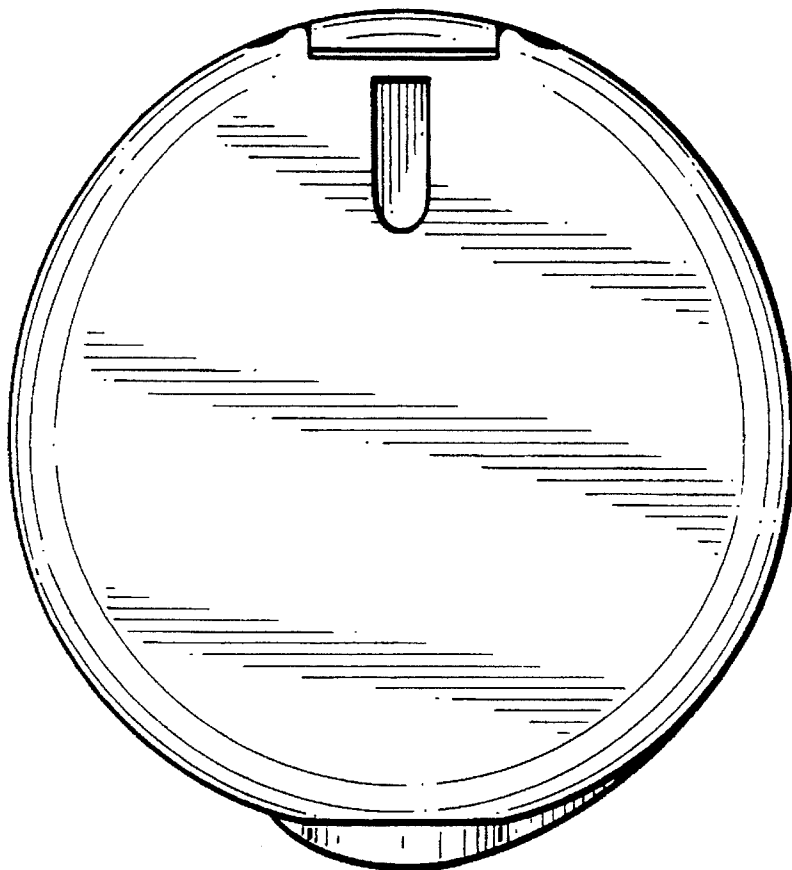


FIG. 8

