



US00D757127S

(12) **United States Design Patent**  
**Rautavuori**

(10) **Patent No.:** **US D757,127 S**

(45) **Date of Patent:** **\*\* May 24, 2016**

(54) **REFRIGERATING APPARATUS**

F25D 23/12; F25D 29/005; F25D 17/042;  
F25D 2325/021

(71) Applicant: **Antti Rautavuori**, Helsinki (FI)

See application file for complete search history.

(72) Inventor: **Antti Rautavuori**, Helsinki (FI)

(56) **References Cited**

(73) Assignee: **NORPE OY**, Porvoo (FI)

U.S. PATENT DOCUMENTS

(\*\*) Term: **14 Years**

|              |         |                     |        |
|--------------|---------|---------------------|--------|
| D386,502 S * | 11/1997 | Sholl .....         | D15/79 |
| D513,014 S * | 12/2005 | Seki .....          | D15/81 |
| D514,137 S * | 1/2006  | Seki .....          | D15/81 |
| D524,830 S * | 7/2006  | Lei et al. ....     | D15/81 |
| D675,846 S * | 2/2013  | Monaldi et al. .... | D6/661 |
| D692,697 S * | 11/2013 | Schmitt .....       | D6/661 |

(21) Appl. No.: **29/499,001**

(22) Filed: **Aug. 11, 2014**

\* cited by examiner

(30) **Foreign Application Priority Data**

Feb. 11, 2014 (EM) ..... 002402537-0002

*Primary Examiner* — Daniel Bui

*Assistant Examiner* — Khawaja Anwar

(51) **LOC (10) Cl.** ..... **15-07**

(74) *Attorney, Agent, or Firm* — Klauber & Jackson LLC

(52) **U.S. Cl.**  
USPC ..... **D15/79**

(57) **CLAIM**

The ornamental design for a refrigerating apparatus, as shown and described.

(58) **Field of Classification Search**

USPC ..... D15/79-91; D6/661, 657, 658, 660,  
D6/665, 664

CPC ..... F25B 21/02; F25B 2321/02; F25B 1/005;  
F25B 2321/0252; F25B 1/00; F25B 1/10;  
F25B 21/04; F25B 2339/047; F25B 5/02;  
F25B 7/00; F25B 13/00; F25B 1/053; F25B  
2309/06; F25B 2321/021; F25B 2321/023;  
F25D 23/028; F25D 23/02; F25D 25/025;  
F25D 23/00; F25D 2323/021; F25D 11/00;  
F25D 2323/024; F25D 23/04; F25D 29/00;  
F25D 25/02; F25D 25/024; F25D 27/005;

**DESCRIPTION**

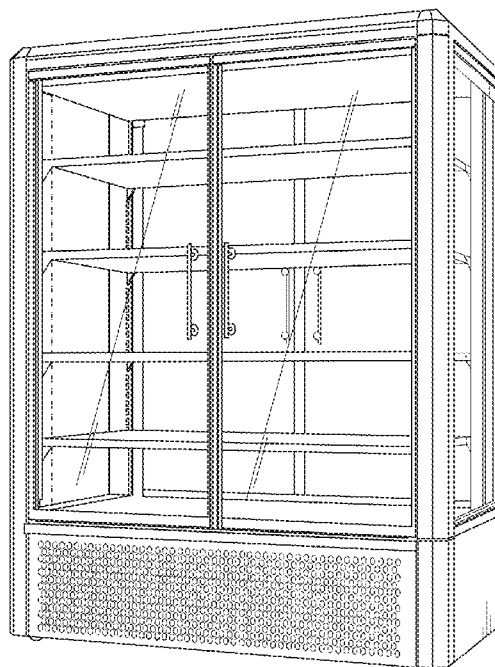
FIG. 1 is a front, left perspective view of a refrigerating apparatus showing my new design, the rear, right side perspective views being mirror images thereto;

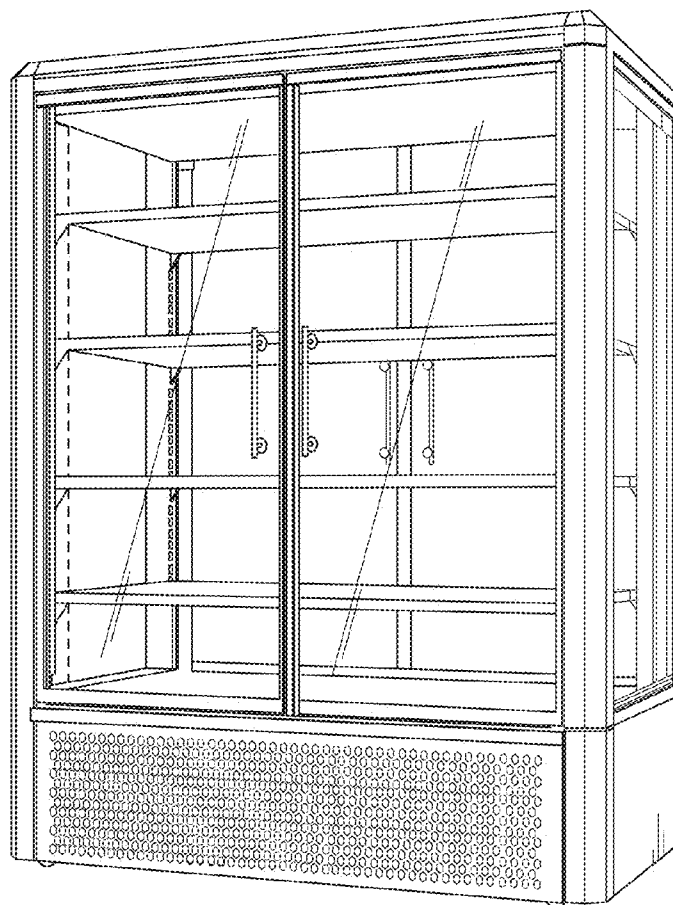
FIG. 2 is a front, right perspective view thereof, the rear, left perspective views being mirror images thereto;

FIG. 3 is a front view thereof, the rear view being identical thereto; and,


FIG. 4 is a right side view thereof, the left side view being mirror images thereto.

**1 Claim, 4 Drawing Sheets**

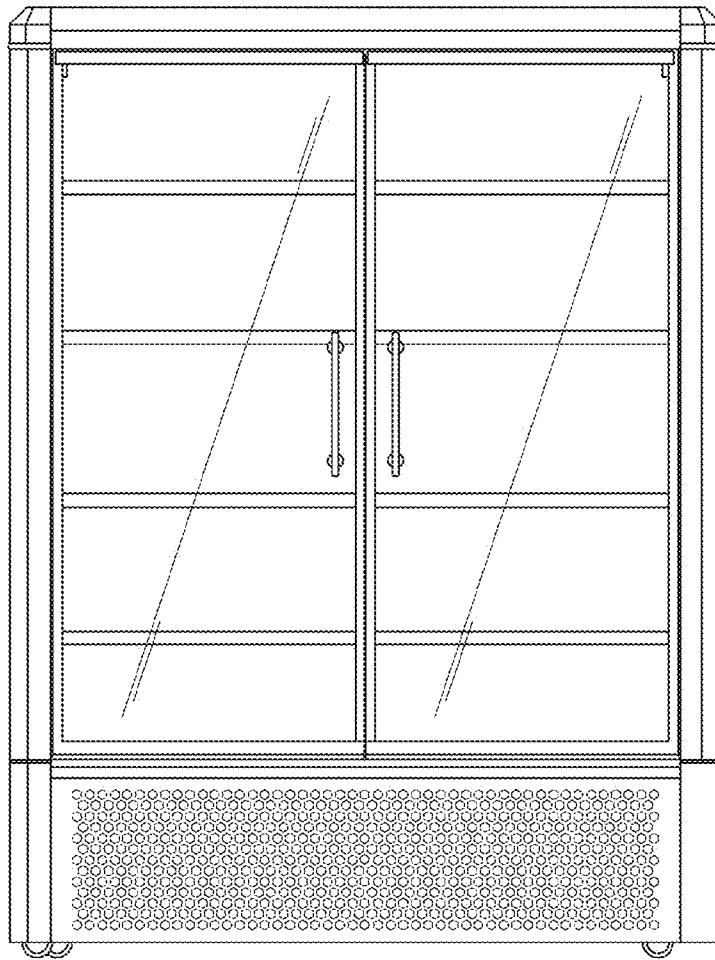




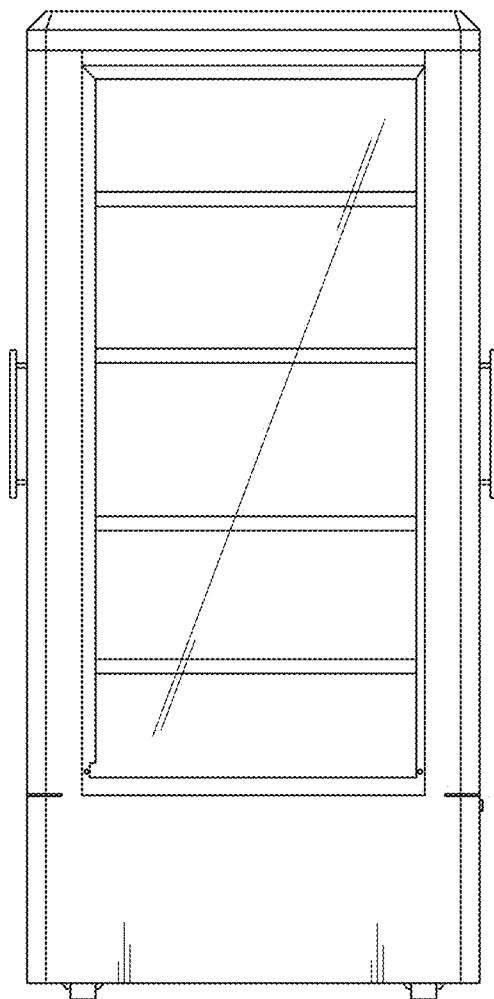
*FIG. 1*



*FIG. 2*



*FIG. 3*



*FIG. 4*