



US00D401235S

United States Patent [19]

[11] Patent Number: **Des. 401,235**

Fuke et al.

[45] Date of Patent: ****Nov. 17, 1998**

[54] **CORDLESS TELEPHONE BASE**

[75] Inventors: **Mitsutaka Fuke; Maki Tomoike**, both of Hiroshima-ken, Japan

[73] Assignee: **Sharp Kabushiki Kaisha**, Osaka, Japan

[**] Term: **14 Years**

[21] Appl. No.: **75,917**

[22] Filed: **Jun. 24, 1997**

[30] **Foreign Application Priority Data**

Dec. 24, 1996 [JP] Japan 8-39195

[51] **LOC (6) Cl.** **14-03**

[52] **U.S. Cl.** **D14/149**

[58] **Field of Search** D14/140, 142, D14/147, 148, 141, 240, 149-151; 379/419, 420, 428, 440, 434-436; D13/107, 108

[56] **References Cited**

U.S. PATENT DOCUMENTS

- D. 277,958 3/1985 Cooke et al. D14/151
- D. 278,434 4/1985 Nestell D14/149
- D. 279,982 8/1985 Genaro et al. D14/149
- D. 298,318 11/1988 Doi D14/141
- D. 335,669 5/1993 Yu D14/148
- D. 349,899 8/1994 Siddoway et al. D13/108

- D. 359,284 6/1995 Hung D14/148
- D. 363,286 10/1995 Solomita D14/151
- D. 366,873 2/1996 Nakayama D14/148 X
- D. 369,601 5/1996 Tomoike .
- D. 369,803 5/1996 Ka Hung D14/149
- D. 372,027 7/1996 Tomoike .
- D. 375,935 11/1996 Nagele et al. D13/108
- D. 388,433 12/1997 Lepack D14/149

Primary Examiner—Jeffrey Asch
Attorney, Agent, or Firm—Nixon & Vanderhye

[57] **CLAIM**

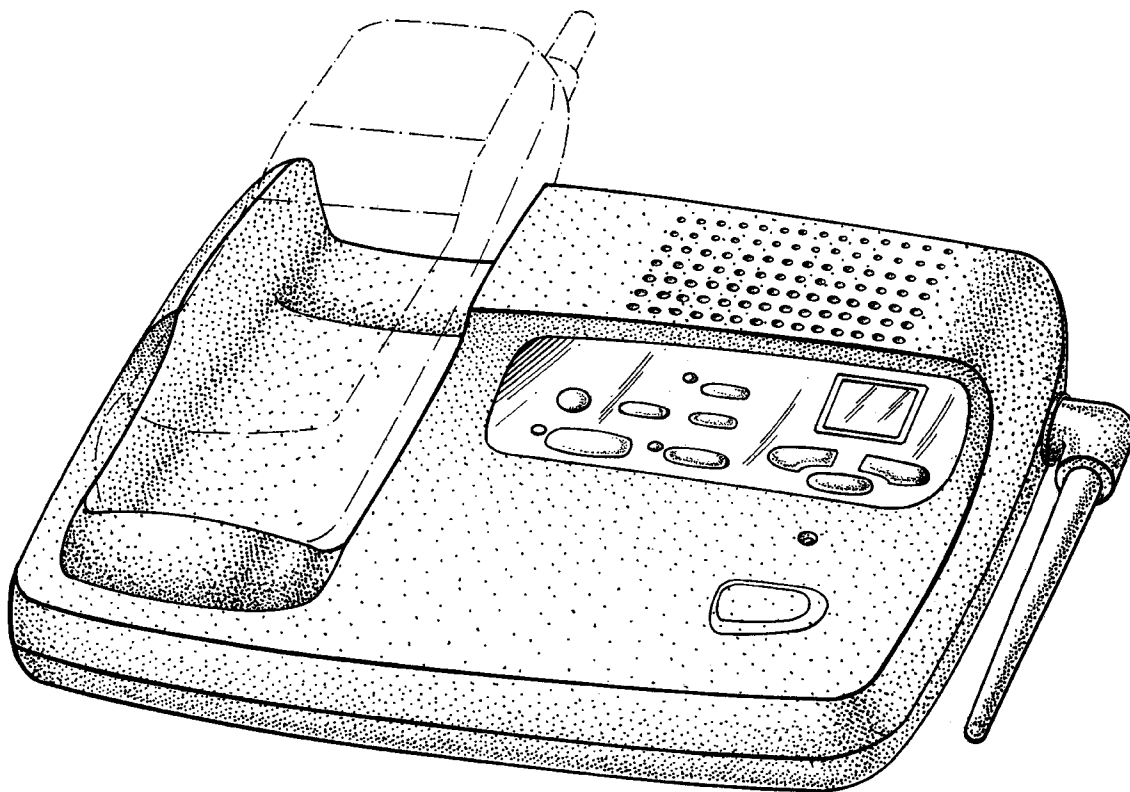
The ornamental design for a “cordless telephone base”, as shown and described.

DESCRIPTION

FIG. 1 is a top, front and right side perspective view of a cordless telephone base according to our design; FIG. 2 is a top plan view thereof; FIG. 3 is a front elevational view thereof; FIG. 4 is a rear elevational view thereof; FIG. 5 is a right side elevational view thereof; FIG. 6 is a left side elevational view thereof; and, FIG. 7 is a bottom plan view thereof.

The dashed lines in FIG. 1 outline a telephone handset demonstrating the environment in which the cordless telephone base hereof is used but which handset forms no part of the present design.

1 Claim, 5 Drawing Sheets



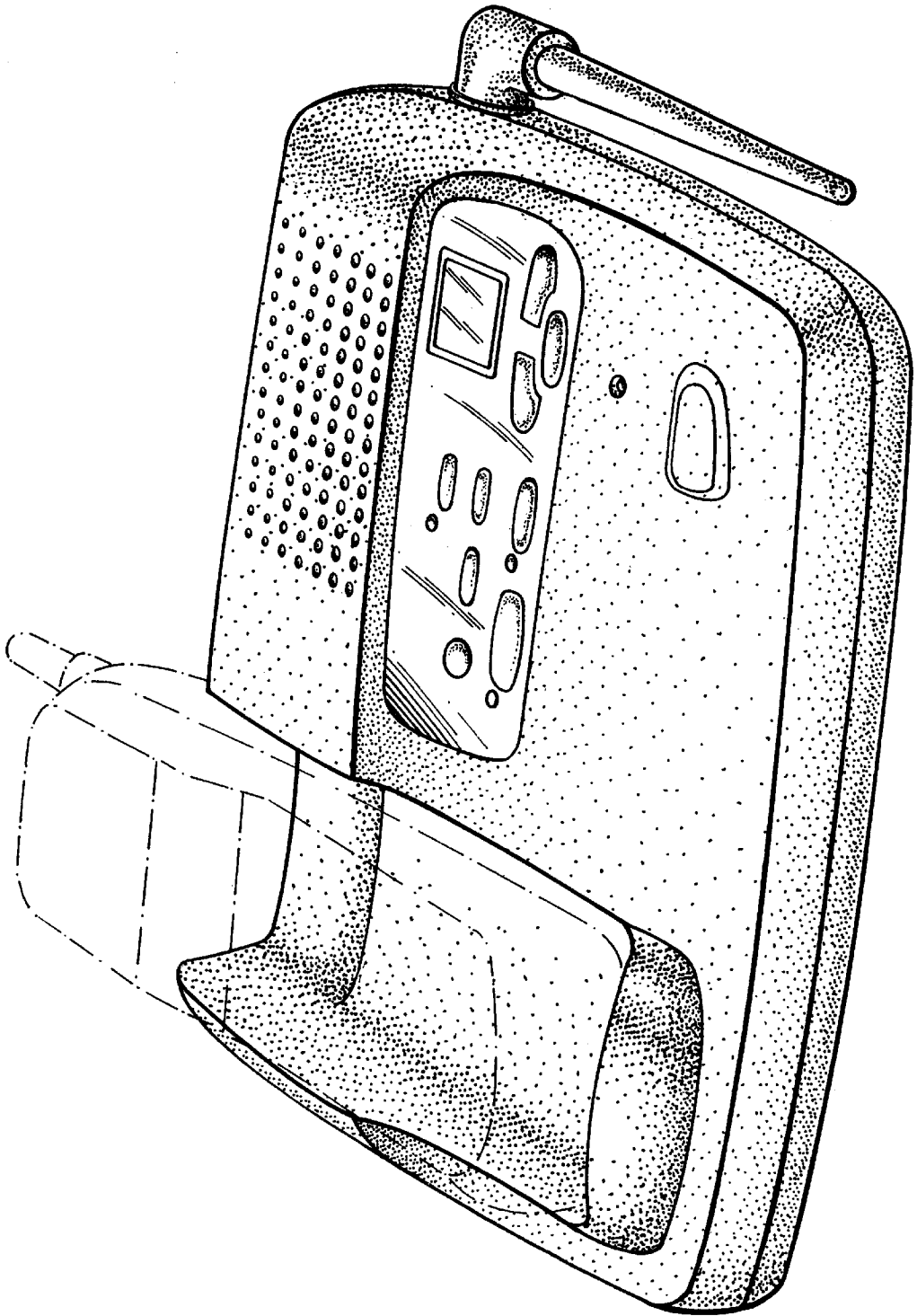


Fig. 1

Fig. 2




Fig. 3

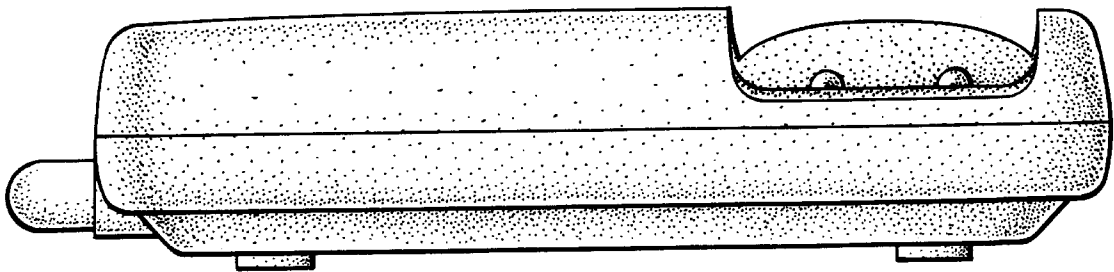
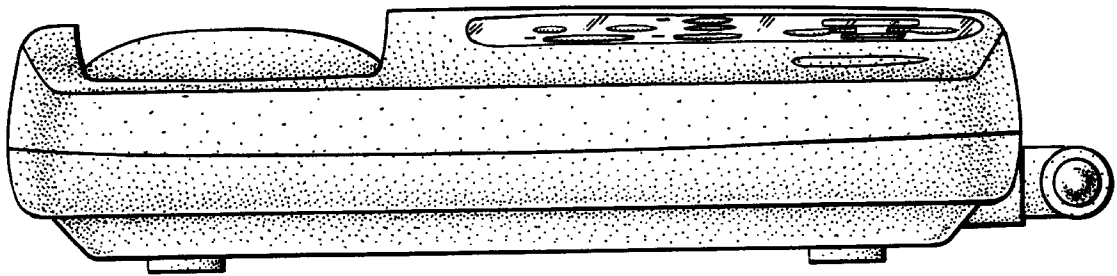


Fig. 4

Fig. 5

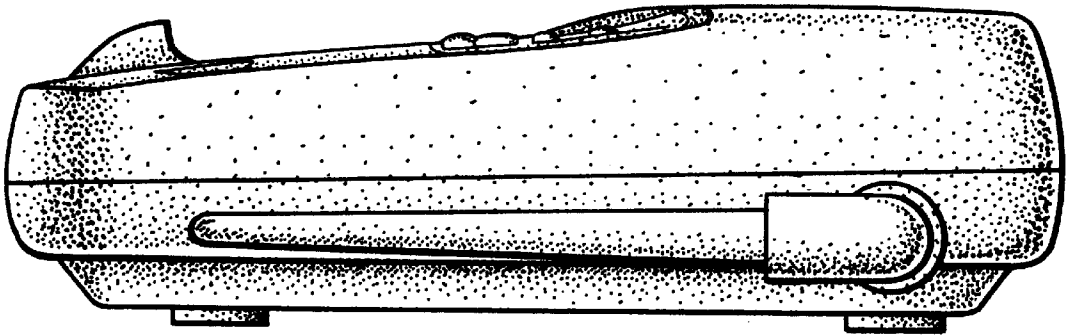


Fig. 6

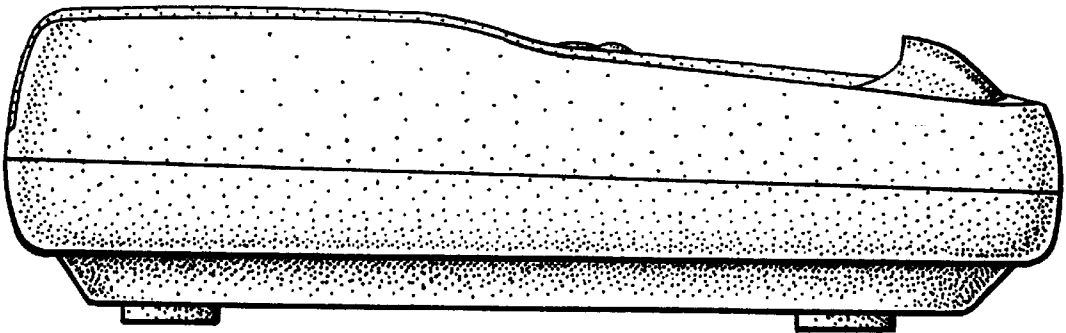


Fig. 7

