



US00D964237S

(12) **United States Design Patent** (10) **Patent No.:** **US D964,237 S**
Kaoud et al. (45) **Date of Patent:** **** Sep. 20, 2022**

(54) **VEHICLE TAILGATE**
(71) Applicant: **Ford Global Technologies, LLC**, Dearborn, MI (US)
(72) Inventors: **Ehab N. Kaoud**, Livonia, MI (US); **Sean W. Tant**, Livonia, MI (US); **Jiacheng Liu**, Dearborn, MI (US)
(73) Assignee: **Ford Global Technologies, LLC**, Dearborn, MI (US)
(**) Term: **15 Years**
(21) Appl. No.: **29/762,617**
(22) Filed: **Dec. 17, 2020**
(51) **LOC (13) Cl.** **12-16**
(52) **U.S. Cl.**
USPC **D12/196**
(58) **Field of Classification Search**
USPC ... D12/1, 12, 13, 14, 15, 82, 83, 84, 85, 86, D12/88, 89, 90, 91, 92, 93, 94, 95, 96, D12/97, 98, 99, 100, 181, 184, 185, 190, D12/192, 195, 196, 400, 414; D21/533, D21/548, 552, 561; D15/10, 11, 12, 22, D15/23, 24, 25, 26, 28, 30, 33
CPC B60J 5/00; B60J 5/02; B60J 5/04; B60J 5/0412; B60J 5/0413; B60J 5/0425; B60J 5/0437; B60J 5/0441; B60J 5/0444; B60J 5/0447; B60J 5/0452; B60J 5/0463; B60J 5/0469; B60J 5/0476; B60J 5/0483; B60J 5/0486; B60J 5/0487; B60J 5/049; B60J 5/10; B60J 5/101; B60J 5/102; B60J 5/103; B60J 5/107; B62D 25/02; B62D 25/04; B62D 25/08; B62D 25/087; B62D 25/10; B62D 25/105; B62D 35/00; B60P 3/32; B60R 13/02; B60R 13/0206; B60R 13/0243; B60R 21/0428
See application file for complete search history.

D849,627 S * 5/2019 Zipfel D12/196
D855,529 S * 8/2019 Dewitt D12/196
D856,882 S * 8/2019 Ninov D12/196
D859,253 S * 9/2019 Izard D12/196
D859,254 S * 9/2019 Izard D12/196
D863,142 S * 10/2019 Zipfel D12/163
D890,054 S * 7/2020 Platto D12/196
(Continued)

OTHER PUBLICATIONS

2022 F-150 Limited, Published date unavailable [online], [retrieved on Jun. 3, 2022]. Retrieved from the Internet: <https://shop.ford.com/configure/fl50/config/paint/Config%5B%7CFord%7CF-150%20F-150%7C2022%7C1%7C1.%7C900A.W1C.PAZ...SS5.CCAB.77L.%5D> (Year: 2022).*

Primary Examiner — Cary M Robinson
Assistant Examiner — Adam C Mager
(74) *Attorney, Agent, or Firm* — Michael Spenner

(57) **CLAIM**



The ornamental design for a vehicle tailgate, as shown and described.

DESCRIPTION

FIG. 1 is a front elevational view of a vehicle tailgate, showing our new design;
FIG. 2 is a left side elevational view thereof;
FIG. 3 is a right side elevational view thereof;
FIG. 4 is a top plan view thereof;
FIG. 5 is a bottom plan view thereof;
FIG. 6 is a top, front and left side perspective view thereof; and,
FIG. 7 is a bottom, front and left side perspective view thereof.
The claimed design is indicated by the relatively dark portions in the figures. The de-emphasized and relatively light portions form no part of the claimed design.

1 Claim, 7 Drawing Sheets

(56) **References Cited**
U.S. PATENT DOCUMENTS
D827,533 S * 9/2018 Platto D12/196
D840,306 S * 2/2019 Kozub D12/196



(56)

References Cited

U.S. PATENT DOCUMENTS

D890,055	S	*	7/2020	Platto	D12/196
D908,572	S	*	1/2021	Langhals	D12/196
D925,424	S	*	7/2021	Kozub	D12/196
D930,540	S	*	9/2021	Lee	D12/196

* cited by examiner

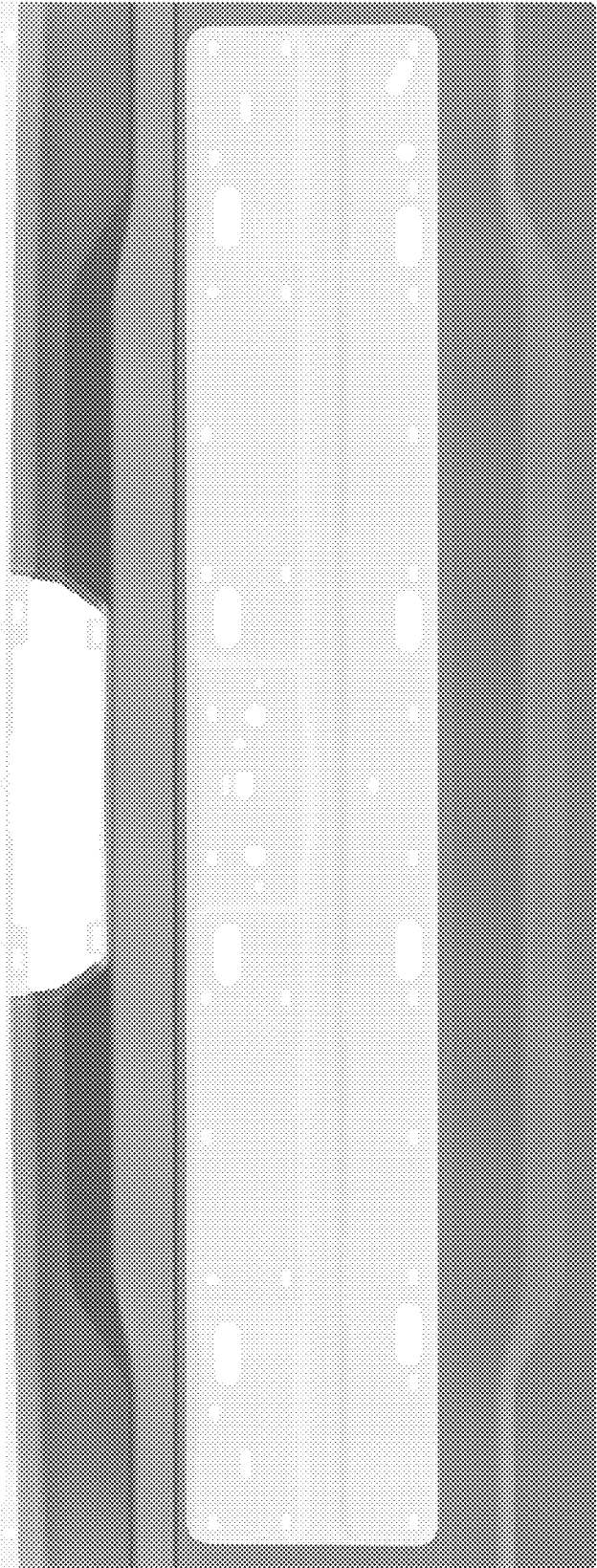


Fig.1



Fig. 2




Fig. 3




Fig.4




Fig. 5

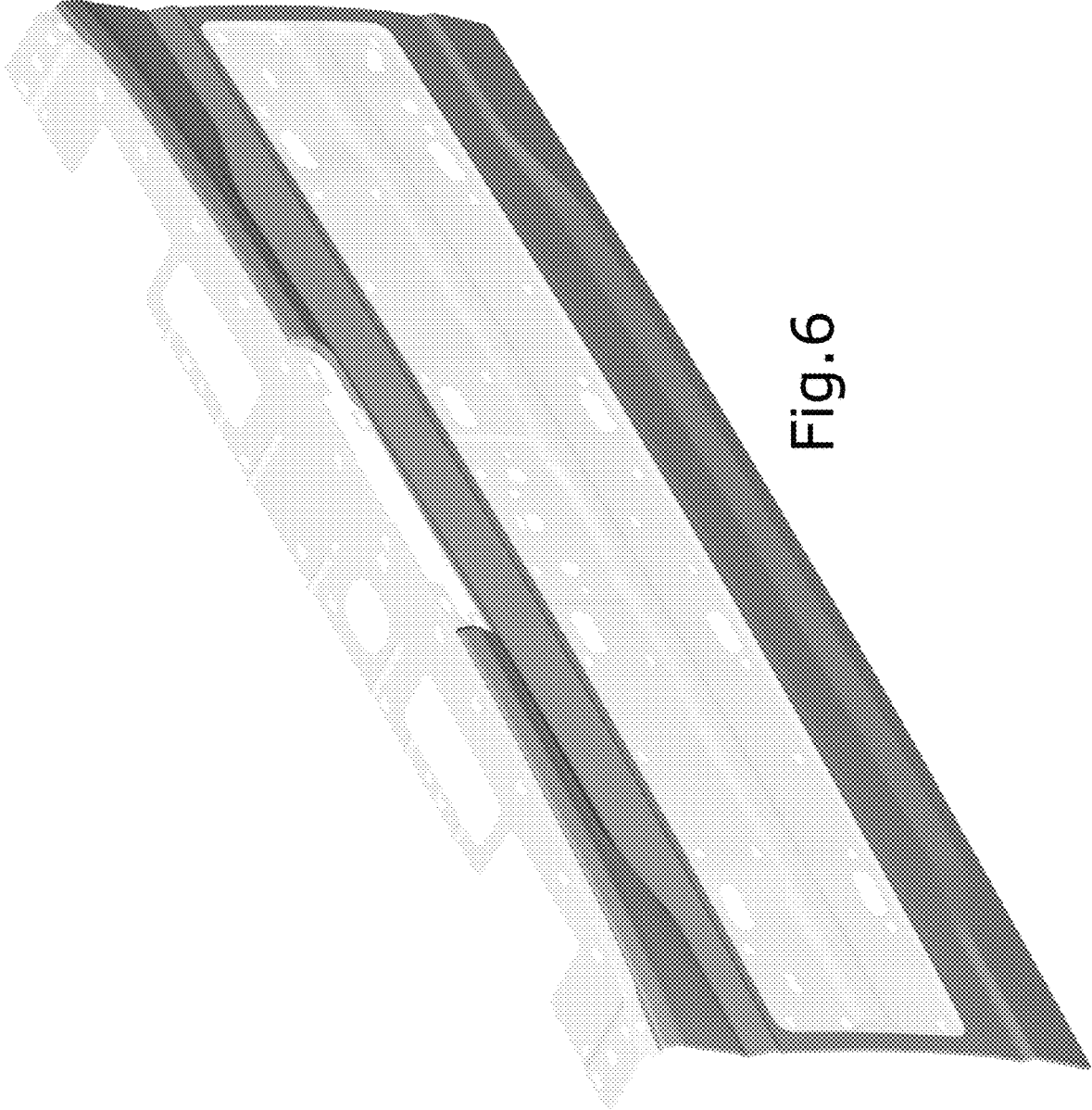


Fig. 6




Fig. 7