



US00D384193S

United States Patent [19]

[11] Patent Number: Des. 384,193

Avar

[45] Date of Patent: **Sep. 30, 1997

[54] **ELEMENT OF A SHOE SOLE**

[75] Inventor: Eric P. Avar, Aloha, Oreg.

[73] Assignee: Nike, Inc., Beaverton, Oreg.

[**] Term: 14 Years

[21] Appl. No.: 55,415

[22] Filed: Jun. 5, 1996

[51] LOC (6) CL 02-99

[52] U.S. Cl. D2/947; D2/972

[58] Field of Search D2/896, 902, 907,
D2/946, 969, 972; 36/25 R, 28, 29

D. 356,884 4/1995 Ho D2/902

D. 362,747 10/1995 Orzeck .

D. 362,954 10/1995 Orzeck .

D. 363,372 10/1995 Hatfield et al. .

D. 366,756 2/1996 Forland et al. .

D. 370,116 5/1996 Passke et al. .

D. 373,459 9/1996 Bailey .

4,817,304 4/1989 Paiber et al. 36/29

5,191,727 3/1993 Barry et al. 36/29 X

5,363,570 11/1994 Allen et al. 36/29 X

5,575,088 11/1996 Allen et al. 36/28

Primary Examiner—Dominic Simone
 Attorney, Agent, or Firm—Banner & Witcoff, Ltd.

[57] CLAIM

The ornamental design for an element of a shoe sole, as shown and described.

[56] References Cited

U.S. PATENT DOCUMENTS

D. 311,989 11/1990 Parker et al. .

D. 335,952 6/1993 Forland et al. .

D. 336,771 6/1993 Hatfield et al. .

D. 341,478 11/1993 Forland et al. .

D. 347,106 5/1994 Sell, Jr. et al. .

D. 349,808 8/1994 Passke et al. .

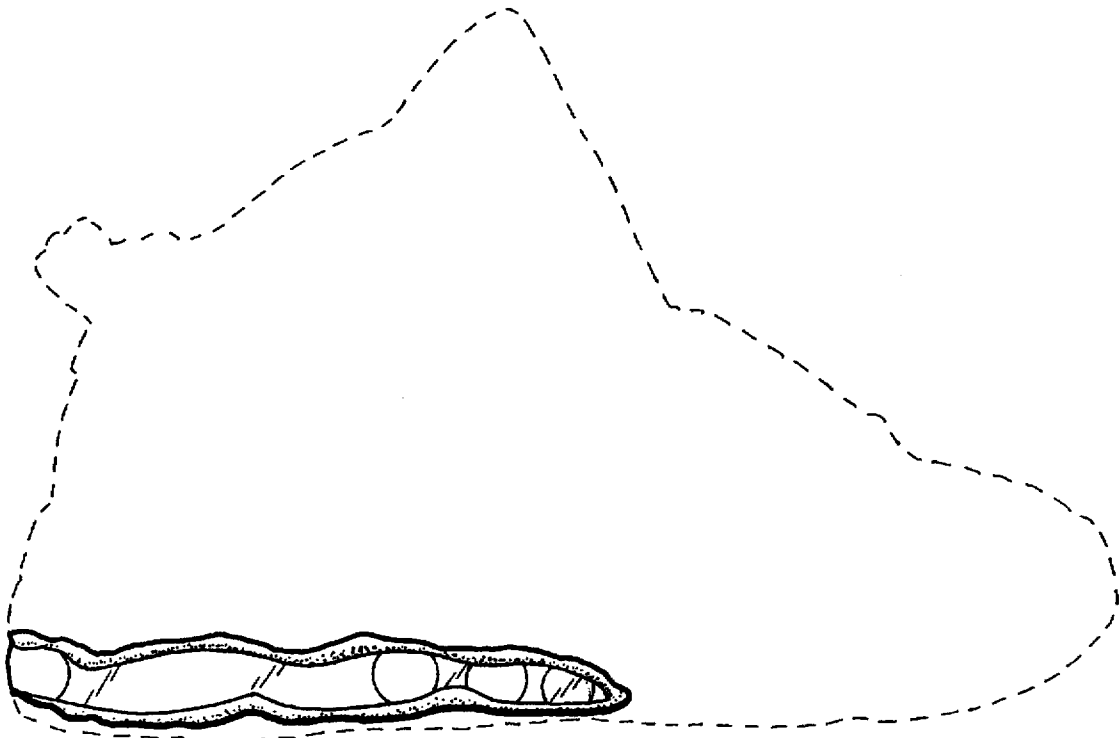
D. 350,023 8/1994 Hatfield et al. .

D. 351,277 10/1994 Aveni et al. .

DESCRIPTION

FIG. 1 is a side elevational view of an element of a shoe sole showing my new design;
 FIG. 2 is a side elevational view of the other side thereof;
 FIG. 3 is a rear view thereof; and,
 FIG. 4 is a front view thereof.

1 Claim, 2 Drawing Sheets



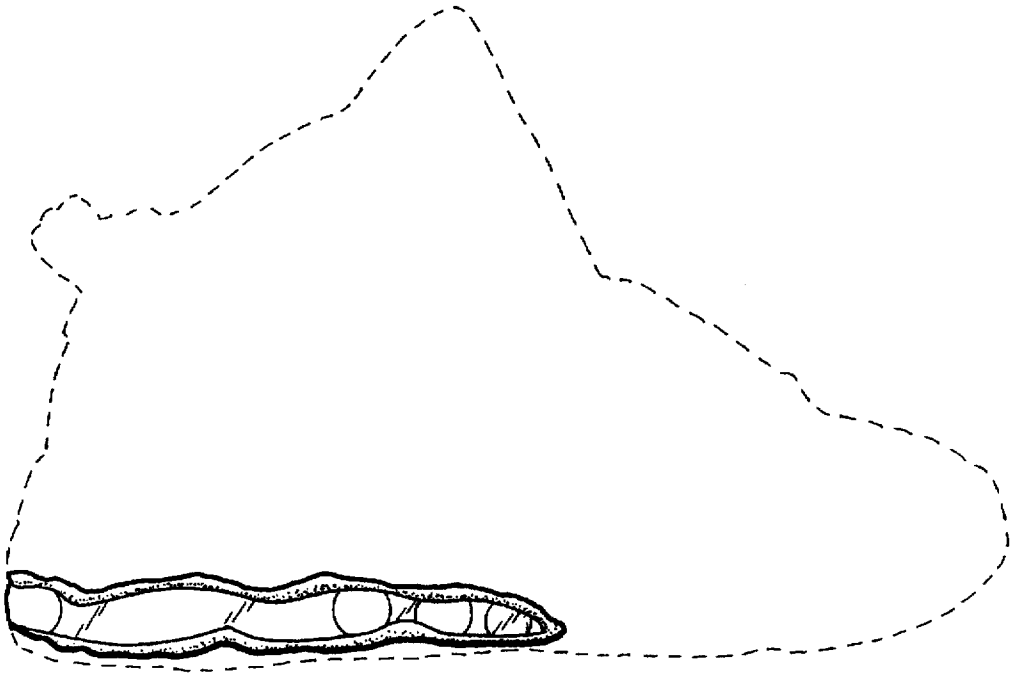


FIG. 1

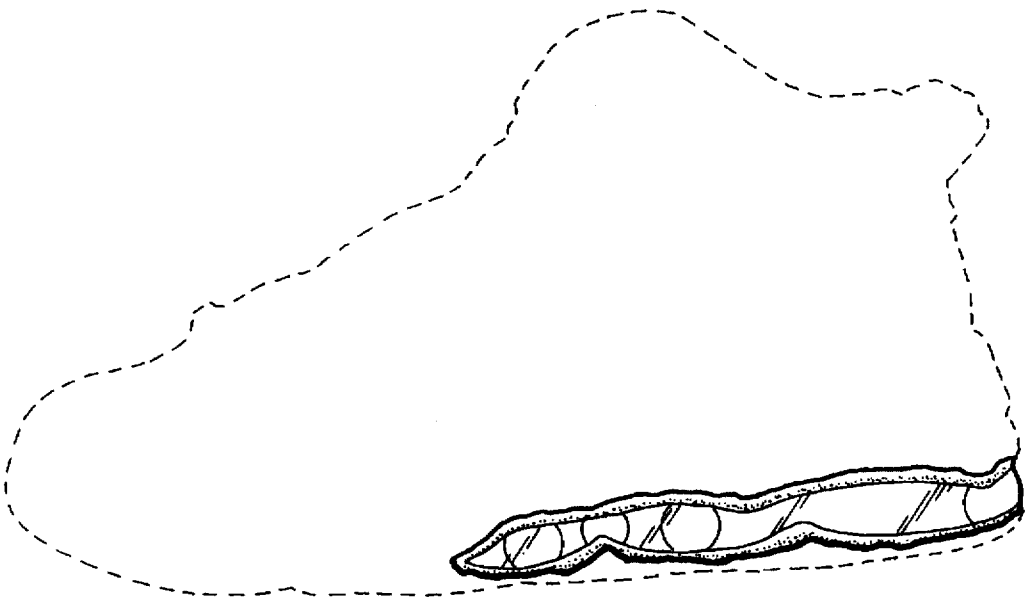


FIG. 2




FIG. 3




FIG. 4