



US00D798627S

(12) **United States Design Patent**
Rockwell et al.

(10) **Patent No.:** **US D798,627 S**

(45) **Date of Patent:** **** Oct. 3, 2017**

- (54) **SOFA**
- (71) Applicant: **Knoll, Inc.**, East Greenville, PA (US)
- (72) Inventors: **David Rockwell**, New York, NY (US);
Barry Richards, New York, NY (US)
- (73) Assignee: **Knoll, Inc.**, East Greenville, PA (US)
- (**) Term: **15 Years**

2,979,122 A *	4/1961	Knoll	A47C 17/02 297/446.1
D192,913 S *	5/1962	Wilson	D6/336
D443,989 S *	6/2001	Gomez	D6/335
D498,064 S *	11/2004	Gomez	D6/334
D526,803 S *	8/2006	Lee	D6/381
D604,957 S *	12/2009	Weiss	D6/381
D639,083 S *	6/2011	Martin	D6/381
D698,169 S *	1/2014	Caldwell	D6/370
D699,464 S *	2/2014	Andersen	D6/381
D721,242 S *	1/2015	Sonmez	D6/381

* cited by examiner

- (21) Appl. No.: **29/564,516**
- (22) Filed: **May 13, 2016**
- (51) **LOC (10) Cl.** **06-01**
- (52) **U.S. Cl.** **D6/381**
- (58) **Field of Classification Search**
USPC D6/334, 335, 336, 338, 342, 360, 367,
D6/368, 369, 371-375, 377, 378, 381
CPC A47C 17/02; A47C 17/12
See application file for complete search history.

Primary Examiner — Deanna L Pratt
(74) *Attorney, Agent, or Firm* — Buchanan Ingersoll & Rooney PC

(57) **CLAIM**

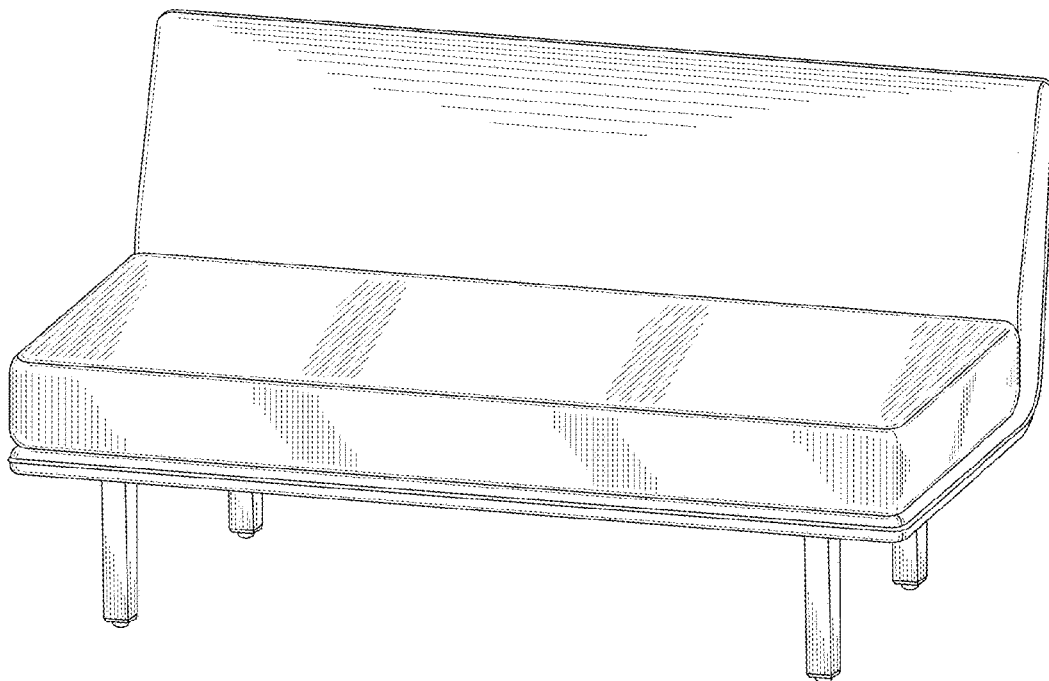
The ornamental design for a sofa, as shown and described.

DESCRIPTION

FIG. 1 is a perspective view of a sofa showing our new design;
FIG. 2 is a front elevational view thereof;
FIG. 3 is a rear elevational view thereof;
FIG. 4 is a top plan view thereof;
FIG. 5 is a bottom plan view thereof;
FIG. 6 is a left side elevational view thereof; and,
FIG. 7 is a right side elevational view thereof.
The broken lines shown in the drawing Figures form no part of the claimed design.

- (56) **References Cited**
U.S. PATENT DOCUMENTS
D169,911 S * 6/1953 Netzer D6/381
2,866,496 A * 12/1958 Glass A47C 17/12
297/113
D186,308 S * 10/1959 Knoll D6/334
D188,049 S * 5/1960 Galloway D6/381
D188,488 S * 8/1960 Otto D6/334
D188,489 S * 8/1960 Otto D6/381

1 Claim, 6 Drawing Sheets



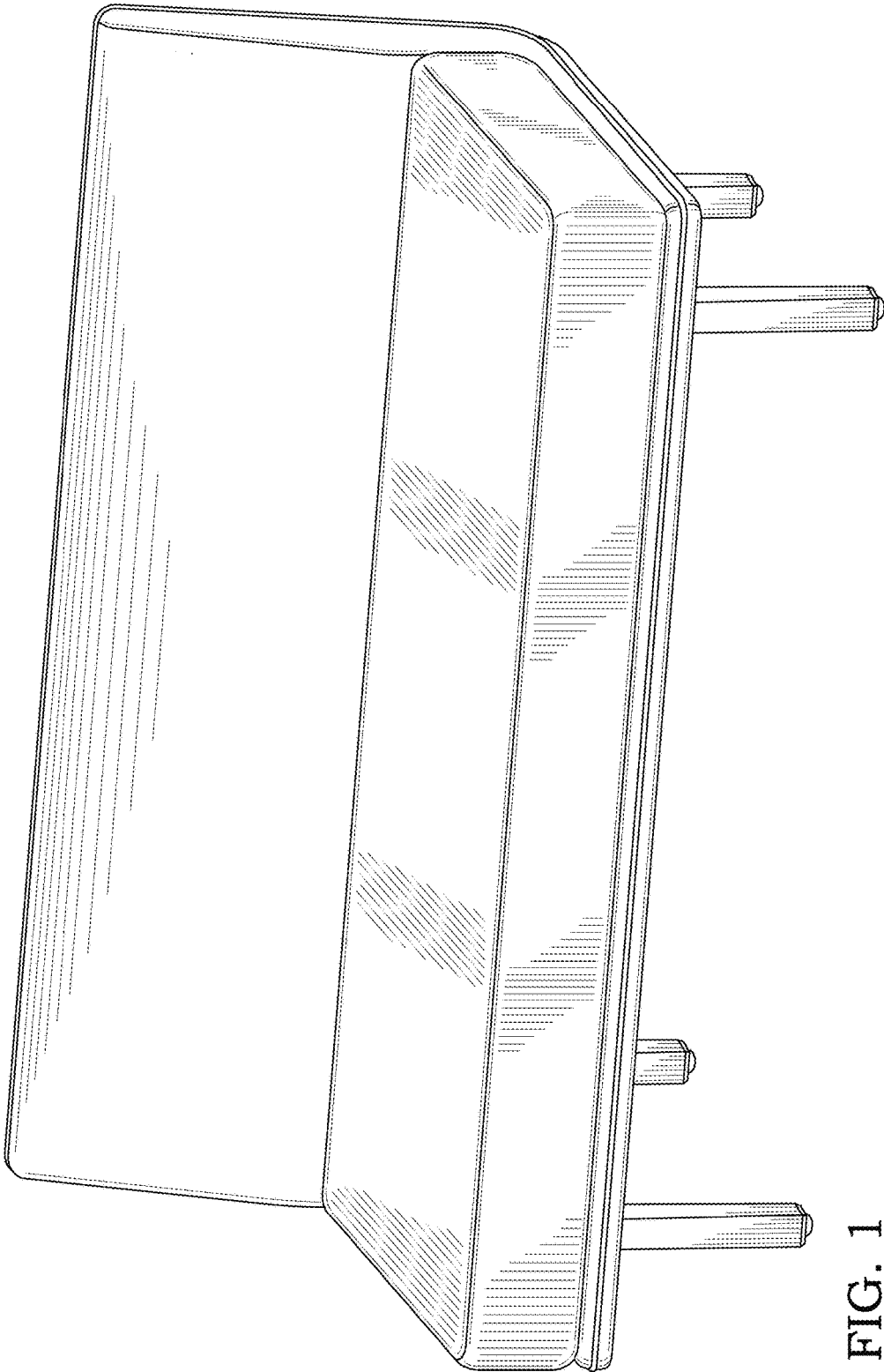


FIG. 1




FIG. 2




FIG. 3




FIG. 4




FIG. 5

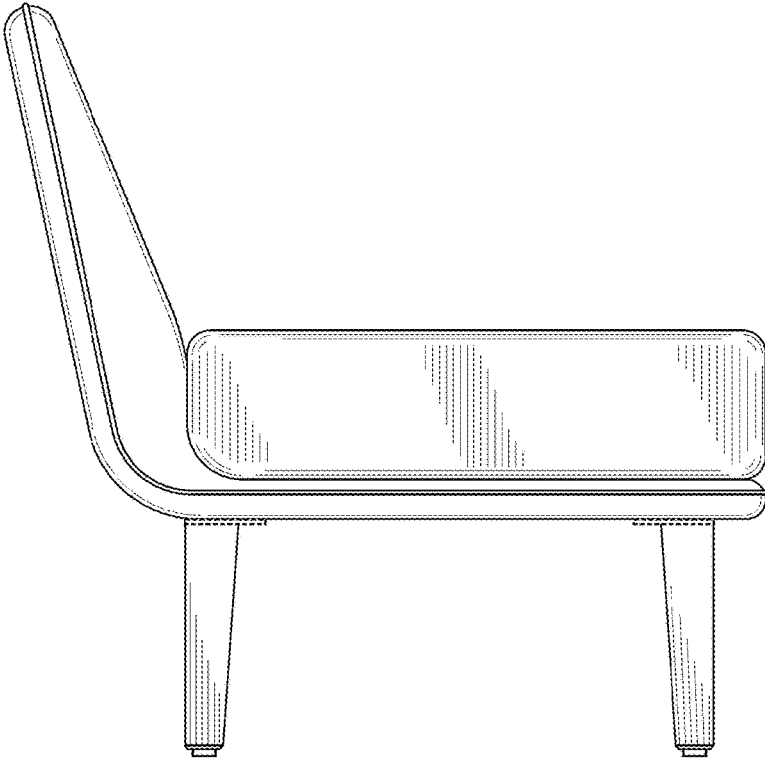


FIG. 6

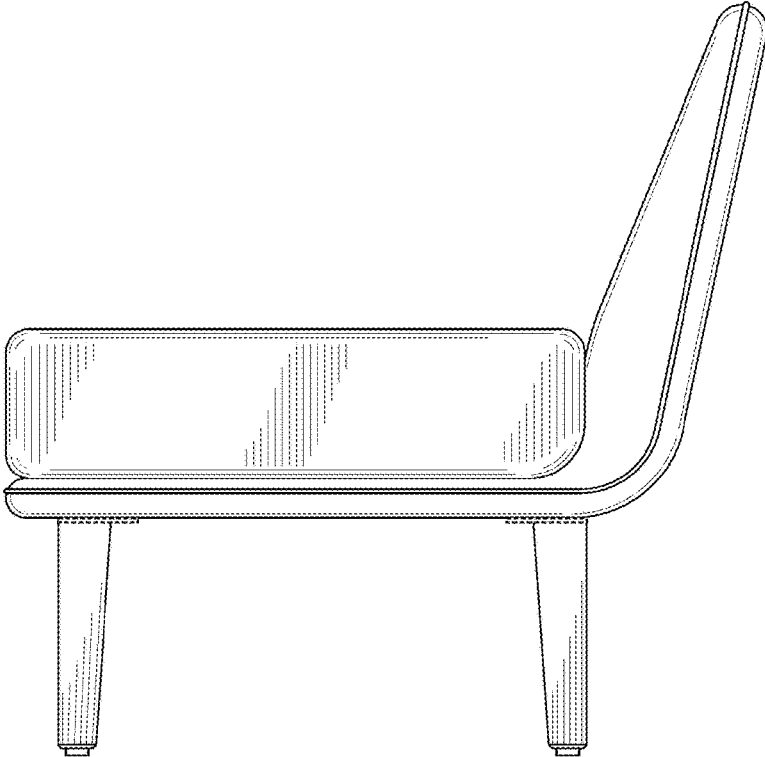


FIG. 7