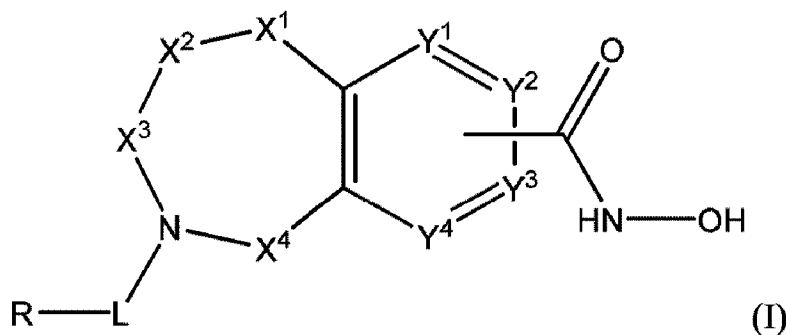




(86) Date de dépôt PCT/PCT Filing Date: 2016/02/02  
 (87) Date publication PCT/PCT Publication Date: 2016/08/11  
 (45) Date de délivrance/Issue Date: 2023/12/12  
 (85) Entrée phase nationale/National Entry: 2017/12/19  
 (86) N° demande PCT/PCT Application No.: US 2016/016200  
 (87) N° publication PCT/PCT Publication No.: 2016/126724  
 (30) Priorités/Priorities: 2015/02/02 (US62/110,716);  
 2015/08/14 (US62/205,438)

(51) Cl.Int./Int.Cl. *C07D 403/06* (2006.01),  
*A61K 31/551* (2006.01), *A61K 31/553* (2006.01),  
*A61P 35/00* (2006.01), *C07D 243/14* (2006.01),  
*C07D 267/12* (2006.01), *C07D 413/06* (2006.01)  
 (72) Inventeurs/Inventors:  
 ZHENG, XIAOZHANG, US;  
 NG, PUI YEE, US;  
 HAN, BINGSONG, US;  
 THOMASON, JENNIFER R., US;  
 ZABLOCKI, MARY-MARGARET, US;  
 ...  
 (73) Propriétaire/Owner:  
 VALO HEALTH, INC., US  
 (74) Agent: BORDEN LADNER GERVAIS LLP

(54) Titre : ACIDES 3-ARYL-4-AMIDO-BICYCLO [4,5,0] HYDROXAMIQUES EN TANT QU'INHIBITEURS DE HDAC  
 (54) Title: 3-ARYL-4-AMIDO-BICYCLIC [4,5,0]HYDROXAMIC ACIDS AS HDAC INHIBITORS



(57) Abrégé/Abstract:

The present disclosure relates to inhibitors of zinc-dependent histone deacetylases (HDACs) useful in the treatment of diseases or disorders associated with an HDAC, e.g., HDAC6, having a Formula I:(Formula I should be inserted here) where R, L, X<sup>1</sup>, X<sup>2</sup>, X<sup>3</sup>, X<sup>4</sup>, Y<sup>1</sup>, Y<sup>2</sup>, Y<sup>3</sup>, and Y<sup>4</sup> are described herein.

(72) **Inventeurs(suite)/Inventors(continued)**: LIU, CUIXIAN, US; DAVIS, HEATHER, US; RUDNITSKAYA, ALEKSANDRA, US; LANCIA, DAVID, JR., US; MILLAN, DAVID S., US; MARTIN, MATTHEW W., US

(12) INTERNATIONAL APPLICATION PUBLISHED UNDER THE PATENT COOPERATION TREATY (PCT)

(19) World Intellectual Property  
Organization  
International Bureau(10) International Publication Number  
**WO 2016/126724 A1**(43) International Publication Date  
11 August 2016 (11.08.2016)

## (51) International Patent Classification:

C07D 403/06 (2006.01) A61K 31/551 (2006.01)  
 C07D 413/06 (2006.01) A61K 31/553 (2006.01)  
 C07D 243/14 (2006.01) A61P 35/00 (2006.01)  
 C07D 267/12 (2006.01)

## (21) International Application Number:

PCT/US2016/016200

## (22) International Filing Date:

2 February 2016 (02.02.2016)

## (25) Filing Language:

English

## (26) Publication Language:

English

## (30) Priority Data:

62/110,716 2 February 2015 (02.02.2015) US  
 62/205,438 14 August 2015 (14.08.2015) US

(71) Applicant: **FORMA THERAPEUTICS, INC.** [US/US];  
500 Arsenal Street, Suite 100, Watertown, Massachusetts  
02472 (US).(72) Inventors: **ZHENG, Xiaozhang**; 9 Paddock Lane, Lexington,  
Massachusetts 02421 (US). **NG, Pui Yee**; 220 Grove  
Street, Unit 1, Waltham, Massachusetts 02453 (US). **HAN,  
Bingsong**; 55 North Ave., North Haven, Connecticut  
06473 (US). **THOMASON, Jennifer R.**; 148 Water  
Street, Clinton, Massachusetts 01510 (US). **ZABLOCKI,  
Mary-Margaret**; 36 Butler Street, Revere, Massachusetts  
02151 (US). **LIU, Cuixian**; 22 Blueberry Hill Drive,  
Madison, Connecticut 06443 (US). **DAVIS, Heather**; 202  
Morgan Drive, Haverhill, Massachusetts 01832 (US).  
**RUDNITSKAYA, Aleksandra**; 345 Belgrade Avenue,  
Unit 12, Roslindale, Massachusetts 02131 (US). **LANCIA  
JR., David**; 45 W Broadway, Unit 111, Boston, Massachu-

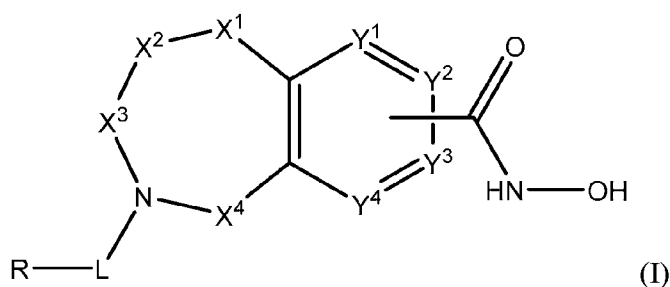
setts 02127 (US). **MILLAN, David S.**; c/o Forma Thera-  
peutics, Inc., 500 Arsenal Street, Suite 100, Watertown,  
Massachusetts 02472 (US). **MARTIN, Matthew W.**; 98  
Forest Street, Arlington, Massachusetts 02474 (US).

(74) Agent: **FARMER, Dean**; Cooley LLP, 1299 Pennsylvania  
Avenue, Suite 700, Washington, District of Columbia  
20004 (US).(81) Designated States (unless otherwise indicated, for every  
kind of national protection available): AE, AG, AL, AM,  
AO, AT, AU, AZ, BA, BB, BG, BH, BN, BR, BW, BY,  
BZ, CA, CH, CL, CN, CO, CR, CU, CZ, DE, DK, DM,  
DO, DZ, EC, EE, EG, ES, FI, GB, GD, GE, GH, GM, GT,  
HN, HR, HU, ID, IL, IN, IR, IS, JP, KE, KG, KN, KP, KR,  
KZ, LA, LC, LK, LR, LS, LU, LY, MA, MD, ME, MG,  
MK, MN, MW, MX, MY, MZ, NA, NG, NI, NO, NZ, OM,  
PA, PE, PG, PH, PL, PT, QA, RO, RS, RU, RW, SA, SC,  
SD, SE, SG, SK, SL, SM, ST, SV, SY, TH, TJ, TM, TN,  
TR, TT, TZ, UA, UG, US, UZ, VC, VN, ZA, ZM, ZW.(84) Designated States (unless otherwise indicated, for every  
kind of regional protection available): ARIPO (BW, GH,  
GM, KE, LR, LS, MW, MZ, NA, RW, SD, SL, ST, SZ,  
TZ, UG, ZM, ZW), Eurasian (AM, AZ, BY, KG, KZ, RU,  
TJ, TM), European (AL, AT, BE, BG, CH, CY, CZ, DE,  
DK, EE, ES, FI, FR, GB, GR, HR, HU, IE, IS, IT, LT, LU,  
LV, MC, MK, MT, NL, NO, PL, PT, RO, RS, SE, SI, SK,  
SM, TR), OAPI (BF, BJ, CF, CG, CI, CM, GA, GN, GQ,  
GW, KM, ML, MR, NE, SN, TD, TG).

## Published:

— with international search report (Art. 21(3))

(54) Title: 3-ARYL-4-AMIDO-BICYCLIC [4,5,0] HYDROXAMIC ACIDS AS HDAC INHIBITORS

(57) Abstract: The present disclosure relates to inhibitors of zinc-dependent histone deacetylases (HDACs) useful in the treatment of diseases or disorders associated with an HDAC, e.g., HDAC6, having a Formula I:(Formula I should be inserted here) where R, L, X<sup>1</sup>, X<sup>2</sup>, X<sup>3</sup>, X<sup>4</sup>, Y<sup>1</sup>, Y<sup>2</sup>, Y<sup>3</sup>, and Y<sup>4</sup> are described herein.

### **3-ARYL-4-AMIDO-BICYCLIC [4,5,0] HYDROXAMIC ACIDS AS HDAC INHIBITORS**

#### **Cross-Reference to Related Applications**

[0001] This application claims the benefit of priority of U.S. Provisional Application No. 62/110,716, filed February 2, 2015 and U.S. Provisional Application No. 62/205,438, filed August 14, 2015.

#### **Field of the Disclosure**

[0002] The present disclosure relates to inhibitors of zinc-dependent histone deacetylases (HDACs) useful in the treatment of diseases or disorders associated with HDACs including cell proliferation diseases (*e.g.*, cancer), neurological and inflammatory diseases. Specifically, this disclosure is concerned with compounds and compositions inhibiting HDACs, methods of treating diseases associated with HDACs, and methods of synthesizing these compounds.

#### **Background of the Disclosure**

[0003] Many members of the HDAC family require zinc (Zn) to function properly. For instance, the isozyme histone deacetylase 6 (HDAC6) is a zinc-dependent histone deacetylase that possesses histone deacetylase activity. Other family members include HDACs 1-5 and 7-11. (De Ruijter et al, *Biochem. J.* 2003. 370; 737-749).

[0004] HDAC6 is known to deacetylate and associate with  $\alpha$ -tubulin, cortactin, heat shock protein 90,  $\beta$ -catenin, glucose-regulated protein 78kDa, myosin heavy chain 9, heat shock cognate protein 70, and dnaJ homolog subfamily A member 1 (reviewed in Li et al, *FEBS J.* 2013, 280: 775-93; Zhang et al, *Protein Cell.* 2015, 6(1): 42-54). Diseases in which HDAC6 inhibition could have a potential benefit include cancer (reviewed in Aldana-Masangkay et al, *J. Biomed. Biotechnol.* 2011, 875824), specifically: multiple myeloma (Hideshima et al, *Proc. Natl. Acad. Sci. USA* 2005, 102(24):8567-8572); lung cancer (Kamemura et al, *Biochem. Biophys. Res. Commun.* 2008, 374(1):84-89); ovarian cancer (Bazzaro et al, *Clin. Cancer Res.* 2008, 14(22):7340- 7347); breast cancer (Lee et al, *Cancer Res.* 2008, 68(18):7561-7569; Park et al, *Oncol. Rep.* 2011, 25: 1677-81; Rey et al, *Eur. J. Cell Biol.* 2011, 90: 128-35); prostate cancer (Seidel et al, *Biochem Pharmacol.* 2015 (15)00714-5); pancreatic cancer (Nawrocki et al, *Cancer Res.* 2006, 66(7):3773- 3781); renal cancer (Cha et al, *Clin. Cancer Res.* 2009, 15(3): 840-850);

hepatocellular cancer (Ding et al, *FEBS Lett.* 2013, 587:880-6; Kanno et al, *Oncol. Rep.* 2012, 28: 867-73); lymphomas (Ding et al, *Cancer Cell Int.* 2014, 14:139; Amengual et al, *Clin Cancer Res.* 2015, 21(20):4663-75); and leukemias such as acute myeloid leukemia (AML) (Fiskus et al, *Blood* 2008, 112(7):2896-2905) and acute lymphoblastic leukemia (ALL) (Rodriguez-Gonzalez et al, *Blood* 2008, 112(11): Abstract 1923)).

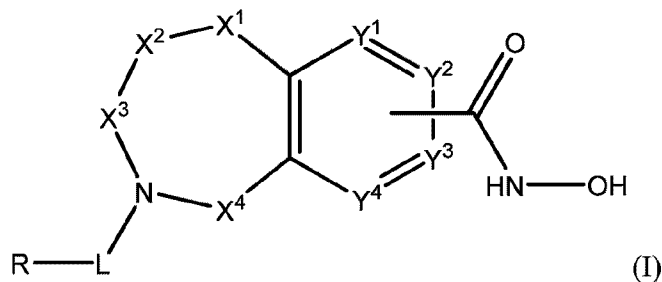
[0005] Inhibition of HDAC6 may also have a role in cardiovascular disease, including pressure overload, chronic ischemia, and infarction-reperfusion injury (Tannous et al, *Circulation* 2008, 117(24):3070-3078); bacterial infection, including those caused by uropathogenic *Escherichia coli* (Dhakal and Mulve, *J. Biol. Chem.* 2008, 284(1):446-454); neurological diseases caused by accumulation of intracellular protein aggregates such as Alzheimer's, Parkinson's and Huntington's disease (reviewed in Simoes-Pires et al, *Mol. Neurodegener.* 2013, 8: 7) or central nervous system trauma caused by tissue injury, oxidative-stress induced neuronal or axonal degeneration (Rivieccio et al, *Proc. Natl. Acad. Sci. USA* 2009, 106(46):19599-195604); and inflammation and autoimmune diseases through enhanced T cell-mediated immune tolerance at least in part through effects on regulatory T cells, including rheumatoid arthritis, psoriasis, spondylitis arthritis, psoriatic arthritis, multiple sclerosis, lupus, colitis and graft versus host disease (reviewed in Wang et al, *Nat. Rev. Drug Disc.* 2009 8(12):969-981; Vishwakarma et al, *Int. Immunopharmacol.* 2013, 16:72-8; Kalin et al, *J. Med Chem.* 2012, 55:639-51); and fibrotic disease, including kidney fibrosis (Choi et al, *Vascul. Pharmacol.* 2015 72:130-140).

[0006] Four HDAC inhibitors are currently approved for the treatment of some cancers. These are suberanilohydroxamic acid (Vorinostat; Zolinza ®) for the treatment of cutaneous T cell lymphoma and multiple myeloma; Romidepsin (FK228; FR901228; Istodax ®) for the treatment of peripheral T cell lymphoma; Panobinostat (LBH-589; Farydak ®) for the treatment of multiple myeloma; and belinostat (PXD101; Beleodaq ®) for the treatment of peripheral T cell lymphoma. However, these drugs are of limited effectiveness and can give rise to unwanted side effects. Thus there is a need for drugs with an improved safety-efficacy profile.

[0007] Given the complex function of HDAC6 and their potential utility in the treatment of proliferative diseases, neurological diseases, and inflammatory diseases, there is a need for HDAC inhibitors (*e.g.*, HDAC6 inhibitors) with good therapeutic properties.

### Summary of the Disclosure

[0008] One aspect of the disclosure relates to compounds of Formula I:



and pharmaceutically acceptable salts, prodrugs, solvates, hydrates, tautomers and isomers thereof,

wherein:

$X^1$  is independently  $CR^1R^2$ ,  $NR^3$ , O, or  $C=O$ ;

$X^2$  and  $X^4$  are each independently  $CR^1R^2$ ,  $C=O$ ,  $S(O)$  or  $SO_2$ ;

$X^3$  is  $CR^1R^2$ ; wherein  $X^4$ ,  $X^2$ , and  $X^1$  are not all simultaneously  $CR^1R^2$ ;

$Y^1$  and  $Y^4$  are not bonded to  $-C(O)NHOH$  and are each independently N or  $CR^1$ ;

$Y^2$  and  $Y^3$  are each independently N or  $CR^1$  when not bonded to  $-C(O)NHOH$  and  $Y^2$  and  $Y^3$ , are C when bonded to  $-C(O)NHOH$ ;

L is  $-C(O)-$ ,  $-C(O)(CR^1R^2)_m-$ , or  $-C(O)(CR^1R^2)_mO-$ , wherein L is bound to the ring nitrogen through the carbonyl group;

R is independently, and at each occurrence,  $-H$ ,  $-C_1-C_6$  alkyl,  $-C_2-C_6$  alkenyl,  $-C_4-C_8$  cycloalkenyl,  $-C_2-C_6$  alkynyl,  $-C_3-C_8$  cycloalkyl,  $-C_5-C_{12}$  spirocycle, heterocyclyl, spiroheterocyclyl, aryl, or heteroaryl containing 1 to 5 heteroatoms selected from the group consisting of N, S, P, and O, wherein each alkyl, alkenyl, cycloalkenyl, alkynyl, cycloalkyl, spirocycle, heterocyclyl, spiroheterocyclyl, aryl, or heteroaryl is optionally substituted with one or more  $-OH$ , halogen, oxo,  $-NO_2$ ,  $-CN$ ,  $-R^1$ ,  $-R^2$ ,  $-OR^3$ ,  $-NHR^3$ ,  $-NR^3R^4$ ,

$-\text{S}(\text{O})_2\text{NR}^3\text{R}^4$ ,  $-\text{S}(\text{O})_2\text{R}^1$ ,  $-\text{C}(\text{O})\text{R}^1$ ,  $-\text{CO}_2\text{R}^1$ ,  $-\text{NR}^3\text{S}(\text{O})_2\text{R}^1$ ,  $-\text{S}(\text{O})\text{R}^1$ ,  $-\text{S}(\text{O})\text{NR}^3\text{R}^4$ ,  
 $-\text{NR}^3\text{S}(\text{O})\text{R}^1$ , heterocycle, aryl, or heteroaryl containing 1 to 5 heteroatoms selected from the  
group consisting of N, S, P, and O, with the proviso that R is not bound to L via a nitrogen atom;

each  $\text{R}^1$  and  $\text{R}^2$  are independently, at each occurrence,  $-\text{H}$ ,  $-\text{R}^3$ ,  $-\text{R}^4$ ,  $-\text{C}_1\text{-C}_6$  alkyl,  
 $-\text{C}_2\text{-C}_6$  alkenyl,  $-\text{C}_4\text{-C}_8$  cycloalkenyl,  $-\text{C}_2\text{-C}_6$  alkynyl,  $-\text{C}_3\text{-C}_8$  cycloalkyl, heterocyclyl, aryl,  
heteroaryl containing 1 to 5 heteroatoms selected from the group consisting of N, S, P, and O,  $-\text{OH}$ ,  
halogen,  $-\text{NO}_2$ ,  $-\text{CN}$ ,  $-\text{NHC}_1\text{-C}_6$  alkyl,  $-\text{N}(\text{C}_1\text{-C}_6 \text{ alkyl})_2$ ,  $-\text{S}(\text{O})_2\text{N}(\text{C}_1\text{-C}_6 \text{ alkyl})_2$ ,  
 $-\text{N}(\text{C}_1\text{-C}_6 \text{ alkyl})\text{S}(\text{O})_2\text{R}^5$ ,  $-\text{S}(\text{O})_2\text{C}_1\text{-C}_6 \text{ alkyl}$ ,  $-(\text{C}_1\text{-C}_6 \text{ alkyl})\text{S}(\text{O})_2\text{R}^5$ ,  $-\text{C}(\text{O})\text{C}_1\text{-C}_6 \text{ alkyl}$ ,  
 $-\text{CO}_2\text{C}_1\text{-C}_6 \text{ alkyl}$ ,  $-\text{N}(\text{C}_1\text{-C}_6 \text{ alkyl})\text{S}(\text{O})_2\text{C}_1\text{-C}_6 \text{ alkyl}$ , or  $-(\text{CHR}^5)_n\text{NR}^3\text{R}^4$ , wherein each alkyl,  
alkenyl, cycloalkenyl, alkynyl, cycloalkyl, heterocyclyl, aryl, or heteroaryl is optionally  
substituted with one or more substituents selected from  $-\text{OH}$ , halogen,  $-\text{NO}_2$ , oxo,  $-\text{CN}$ ,  $-\text{R}^5$ ,  
 $-\text{OR}^3$ ,  $-\text{NHR}^3$ ,  $-\text{NR}^3\text{R}^4$ ,  $-\text{S}(\text{O})_2\text{N}(\text{R}^3)_2$ ,  $-\text{S}(\text{O})_2\text{R}^5$ ,  $-\text{C}(\text{O})\text{R}^5$ ,  $-\text{CO}_2\text{R}^5$ ,  $-\text{NR}^3\text{S}(\text{O})_2\text{R}^5$ ,  $-\text{S}(\text{O})\text{R}^5$ ,  
 $-\text{S}(\text{O})\text{NR}^3\text{R}^4$ ,  $-\text{NR}^3\text{S}(\text{O})\text{R}^5$ , heterocycle, aryl, and heteroaryl containing 1 to 5 heteroatoms  
selected from the group consisting of N, S, P, and O;

or  $\text{R}^1$  and  $\text{R}^2$  can combine with the atom to which they are both attached to form a  
spirocycle, spiroheterocycle, or a spirocycloalkenyl;

or  $\text{R}^1$  and  $\text{R}^2$ , when on adjacent atoms, can combine to form a heterocycle, cycloalkyl,  
cycloalkenyl, aryl, or heteroaryl containing 1 to 5 heteroatoms selected from the group consisting  
of N, S, P, and O;

or  $\text{R}^1$  and  $\text{R}^2$ , when on non-adjacent atoms, can combine to form a bridging cycloalkyl,  
cycloalkenyl, or heterocycloalkyl;

each  $\text{R}^{1'}$  and  $\text{R}^{2'}$  are each independently H, aryl, or heteroaryl containing 1 to 5  
heteroatoms selected from the group consisting of N, S, P, and O, wherein each aryl or heteroaryl  
is optionally substituted with one or more substituents selected from  $-\text{OH}$ , halogen,  $-\text{NO}_2$ , oxo,  $-\text{CN}$ ,  
 $-\text{R}^3$ ,  $-\text{R}^5$ ,  $-\text{OR}^3$ ,  $-\text{NHR}^3$ ,  $-\text{NR}^3\text{R}^4$ ,  $-\text{S}(\text{O})_2\text{N}(\text{R}^3)_2$ ,  $-\text{S}(\text{O})_2\text{R}^5$ ,  
 $-\text{C}(\text{O})\text{R}^5$ ,  $-\text{CO}_2\text{R}^5$ ,  $-\text{NR}^3\text{S}(\text{O})_2\text{R}^5$ ,  $-\text{S}(\text{O})\text{R}^5$ ,  $-\text{S}(\text{O})\text{NR}^3\text{R}^4$ ,  $-\text{NR}^3\text{S}(\text{O})\text{R}^5$ , heterocycle, aryl, and  
heteroaryl containing 1 to 5 heteroatoms selected from the group consisting of N, S, P, and O,  
wherein at least one of  $\text{R}^{1'}$  or  $\text{R}^{2'}$  is not H;

$R^3$  and  $R^4$  are independently, at each occurrence,  $-H$ ,  $-C_1-C_6$  alkyl,  $-C_2-C_6$  alkenyl,  $-C_4-C_8$  cycloalkenyl,  $-C_2-C_6$  alkynyl,  $-C_3-C_8$  cycloalkyl, heterocyclyl, aryl, heteroaryl containing 1 to 5 heteroatoms selected from the group consisting of N, S, P, and O,  $-S(O)_2N(C_1-C_6 \text{ alkyl})_2$ ,  $-S(O)_2C_1-C_6 \text{ alkyl}$ ,  $-(C_1-C_6 \text{ alkyl})S(O)_2R^5$ ,  $-C(O)C_1-C_6 \text{ alkyl}$ ,  $-CO_2C_1-C_6 \text{ alkyl}$ , or  $-(CHR^5)_nN(C_1-C_6 \text{ alkyl})_2$ , wherein each alkyl, alkenyl, cycloalkenyl, alkynyl, cycloalkyl, heterocyclyl, aryl, or heteroaryl is optionally substituted with one or more substituents selected from  $-OH$ , halogen,  $-NO_2$ , oxo,  $-CN$ ,  $-R^5$ ,  $-O(C_1-C_6 \text{ alkyl})$ ,  $-NHC_1-C_6 \text{ alkyl}$ ,  $N(C_1-C_6 \text{ alkyl})_2$ ,  $-S(O)_2N(C_1-C_6 \text{ alkyl})_2$ ,  $-S(O)_2NH(C_1-C_6 \text{ alkyl})$ ,  $-C(O)C_1-C_6 \text{ alkyl}$ ,  $-CO_2C_1-C_6 \text{ alkyl}$ ,  $-N(C_1-C_6 \text{ alkyl})S(O)_2C_1-C_6 \text{ alkyl}$ ,  $-S(O)R^5$ ,  $-S(O)N(C_1-C_6 \text{ alkyl})_2$ ,  $-N(C_1-C_6 \text{ alkyl})S(O)R^5$ , heterocycle, aryl, and heteroaryl containing 1 to 5 heteroatoms selected from the group consisting of N, S, P, and O;

$R^5$  is independently, at each occurrence,  $-H$ ,  $-C_1-C_6$  alkyl,  $-C_2-C_6$  alkenyl,  $-C_4-C_8$  cycloalkenyl,  $-C_2-C_6$  alkynyl,  $-C_3-C_8$  cycloalkyl, heterocyclyl, aryl, heteroaryl containing 1 to 5 heteroatoms selected from the group consisting of N, S, P, and O,  $-OH$ , halogen,  $-NO_2$ ,  $-CN$ ,  $-NHC_1-C_6 \text{ alkyl}$ ,  $-N(C_1-C_6 \text{ alkyl})_2$ ,  $-S(O)_2NH(C_1-C_6 \text{ alkyl})$ ,  $-S(O)_2N(C_1-C_6 \text{ alkyl})_2$ ,  $-S(O)_2C_1-C_6 \text{ alkyl}$ ,  $-C(O)C_1-C_6 \text{ alkyl}$ ,  $-CO_2C_1-C_6 \text{ alkyl}$ ,  $-N(C_1-C_6 \text{ alkyl})SO_2C_1-C_6 \text{ alkyl}$ ,  $-S(O)(C_1-C_6 \text{ alkyl})$ ,  $-S(O)N(C_1-C_6 \text{ alkyl})_2$ ,  $-N(C_1-C_6 \text{ alkyl})S(O)(C_1-C_6 \text{ alkyl})$  or  $-(CH_2)_nN(C_1-C_6 \text{ alkyl})_2$ ; and

each n is independently and at each occurrence an integer from 0 to 6;

each m is independently and at each occurrence an integer from 1 to 6; and

provided that when  $X^2$  and  $X^4$  are both  $C=O$ ,  $X^1$  is not  $NR^3$ .

**[0009]** Another aspect of the disclosure relates to a method of treating a disease or disorder associated with HDAC6 modulation in a subject in need thereof, comprising administering to the subject an effective amount of a compound of Formula I, or a pharmaceutically acceptable salt, prodrug, solvate, hydrate, tautomer, or isomer thereof.



[0010] Another aspect of the disclosure is directed to a method of inhibiting HDAC6. The method involves administering to a patient in need thereof an effective amount of a compound of Formula I, or a pharmaceutically acceptable salt, prodrug, solvate, hydrate, tautomer, or isomer thereof.

[0011] Another aspect of the disclosure relates to a compound of Formula I, or a pharmaceutically acceptable salt, prodrug, solvate, hydrate, tautomer, or isomer thereof, for use in treating or preventing a disease associated with HDAC6 modulation.

[0012] Another aspect of the disclosure relates to the use of a compound of Formula I, or a pharmaceutically acceptable salt, prodrug, solvate, hydrate, tautomer, or isomer thereof, in the manufacture of a medicament for treating or preventing a disease associated with HDAC6 modulation.

[0013] Another aspect of the disclosure is directed to pharmaceutical compositions comprising a compound of Formula I, or a pharmaceutically acceptable salt, prodrug, solvate, hydrate, tautomer, or isomer thereof, and a pharmaceutically acceptable carrier. The pharmaceutically acceptable carrier can further include an excipient, diluent, or surfactant. The pharmaceutical composition can be effective for treating a disease or disorder associated with HDAC6 modulation in a subject in need thereof. The pharmaceutical compositions can comprise the compounds of the present disclosure for use in treating diseases described herein. The compositions can contain at least one compound of the disclosure and a pharmaceutically acceptable carrier. The disclosure also provides the use of the compounds described herein in the manufacture of a medicament for the treatment of a disease associated with HDACs.

[0014] The present disclosure also provides methods for the treatment of human diseases or disorders including, without limitation, oncological, neurological, inflammatory, autoimmune, infectious, metabolic, hematologic, or cardiovascular diseases or disorders.

[0015] The present disclosure also provides compounds that are useful in inhibiting of zinc-dependent HDAC enzymes, and in particular HDAC6. These compounds can also be useful in the treatment of diseases including cancer.

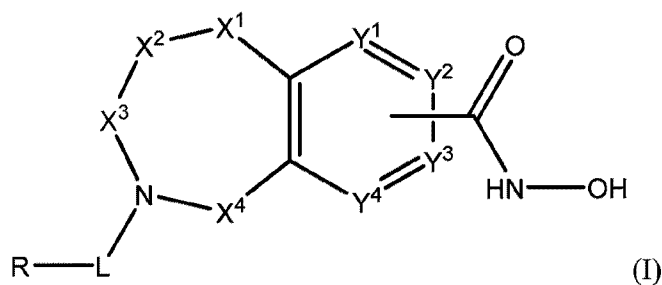
[0016] The present disclosure further provides compounds that can inhibit an HDAC, *e.g.*, HDAC6. In some embodiments, the efficacy-safety profile of the compounds of the current

disclosure can be improved relative to other known HDAC (*e.g.*, HDAC6) inhibitors. Additionally, the present technology also has the advantage of being able to be used for a number of different types of diseases, including cancer and non-cancer indications. Additional features and advantages of the present technology will be apparent to one of skill in the art upon reading the Detailed Description of the Disclosure, below.

### **Detailed Description of the Disclosure**

[0017] HDAC6 is a zinc-dependent histone deacetylase that has two catalytic domains. HDAC6 can interact with and deacetylate non-histone proteins, including HSP90 and  $\alpha$ -tubulin. Acetylation of HSP90 is associated with loss of function of HSP90. HDAC6 is also implicated in the degradation of misfolded proteins as part of the aggresome. Accordingly, inhibition of an HDAC, *e.g.*, HDAC6 can have downstream effects that can play a role in the development of certain diseases such as cancer. The present disclosure provides inhibitors of an HDAC, *e.g.*, HDAC6 and methods for using the same to treat disease.

[0018] In a first aspect of the disclosure, compounds of the Formula I are described:



and pharmaceutically acceptable salts, prodrugs, solvates, hydrates, tautomers, and isomers thereof, wherein R, L, X<sup>1</sup>, X<sup>2</sup>, X<sup>3</sup>, X<sup>4</sup>, Y<sup>1</sup>, Y<sup>2</sup>, Y<sup>3</sup>, and Y<sup>4</sup> are as described herein above.

[0019] The details of the disclosure are set forth in the accompanying description below. Although methods and materials similar or equivalent to those described herein can be used in the practice or testing of the present disclosure, illustrative methods and materials are now described. Other features, objects, and advantages of the disclosure will be apparent from the description and from the claims. In the specification and the appended claims, the singular forms also include the plural unless the context clearly dictates otherwise. Unless defined otherwise, all technical and scientific terms used herein have the same meaning as commonly understood by

one of ordinary skill in the art to which this disclosure belongs. All patents and publications cited in this specification .

### **Definitions**

**[0020]** The articles “a” and “an” are used in this disclosure to refer to one or more than one (*e.g.*, to at least one) of the grammatical object of the article. By way of example, “an element” means one element or more than one element.

**[0021]** The term “and/or” is used in this disclosure to mean either “and” or “or” unless indicated otherwise.

**[0022]** The term “optionally substituted” is understood to mean that a given chemical moiety (*e.g.*, an alkyl group) can (but is not required to) be bonded other substituents (*e.g.*, heteroatoms). For instance, an alkyl group that is optionally substituted can be a fully saturated alkyl chain (*e.g.*, a pure hydrocarbon). Alternatively, the same optionally substituted alkyl group can have substituents different from hydrogen. For instance, it can, at any point along the chain be bounded to a halogen atom, a hydroxyl group, or any other substituent described herein. Thus the term “optionally substituted” means that a given chemical moiety has the potential to contain other functional groups, but does not necessarily have any further functional groups.

**[0023]** The term "aryl" refers to cyclic, aromatic hydrocarbon groups that have 1 to 2 aromatic rings, including monocyclic or bicyclic groups such as phenyl, biphenyl or naphthyl. Where containing two aromatic rings (bicyclic, etc.), the aromatic rings of the aryl group may be joined at a single point (*e.g.*, biphenyl), or fused (*e.g.*, naphthyl). The aryl group may be optionally substituted by one or more substituents, *e.g.*, 1 to 5 substituents, at any point of attachment. Exemplary substituents include, but are not limited to, -H, -halogen, -O-C<sub>1</sub>-C<sub>6</sub> alkyl, -C<sub>1</sub>-C<sub>6</sub> alkyl, -OC<sub>2</sub>-C<sub>6</sub> alkenyl, -OC<sub>2</sub>-C<sub>6</sub> alkynyl, -C<sub>2</sub>-C<sub>6</sub> alkenyl, -C<sub>2</sub>-C<sub>6</sub> alkynyl, -OH, -OP(O)(OH)<sub>2</sub>, -OC(O)C<sub>1</sub>-C<sub>6</sub> alkyl, -C(O)C<sub>1</sub>-C<sub>6</sub> alkyl, -OC(O)OC<sub>1</sub>-C<sub>6</sub> alkyl, -NH<sub>2</sub>, -NH(C<sub>1</sub>-C<sub>6</sub> alkyl), -N(C<sub>1</sub>-C<sub>6</sub> alkyl)<sub>2</sub>, -S(O)<sub>2</sub>-C<sub>1</sub>-C<sub>6</sub> alkyl, -S(O)NHC<sub>1</sub>-C<sub>6</sub> alkyl, and -S(O)N(C<sub>1</sub>-C<sub>6</sub> alkyl)<sub>2</sub>. The substituents can themselves be optionally substituted. Furthermore when containing two fused rings the aryl groups herein defined may have an unsaturated or partially saturated ring fused with a fully saturated ring. Exemplary ring systems of these aryl groups include indanyl, indenyl, tetrahydronaphthalenyl, and tetrahydrobenzoannulenyl.

[0024] Unless otherwise specifically defined, "heteroaryl" means a monovalent monocyclic aromatic radical of 5 to 24 ring atoms or a polycyclic aromatic radical, containing one or more ring heteroatoms selected from N, S, P, and O, the remaining ring atoms being C. Heteroaryl as herein defined also means a bicyclic heteroaromatic group wherein the heteroatom is selected from N, S, P, and O. The aromatic radical is optionally substituted independently with one or more substituents described herein. Examples include, but are not limited to, furyl, thienyl, pyrrolyl, pyridyl, pyrazolyl, pyrimidinyl, imidazolyl, isoxazolyl, oxazolyl, oxadiazolyl, pyrazinyl, indolyl, thiophen-2-yl, quinolyl, benzopyranyl, isothiazolyl, thiazolyl, thiadiazole, indazole, benzimidazolyl, thieno[3,2-b]thiophene, triazolyl, triazinyl, imidazo[1,2-b]pyrazolyl, furo[2,3-c]pyridinyl, imidazo[1,2-a]pyridinyl, indazolyl, pyrrolo[2,3-c]pyridinyl, pyrrolo[3,2-c]pyridinyl, pyrazolo[3,4-c]pyridinyl, thieno[3,2-c]pyridinyl, thieno[2,3-c]pyridinyl, thieno[2,3-b]pyridinyl, benzothiazolyl, indolyl, indolinyl, indolinonyl, dihydrobenzothiophenyl, dihydrobenzofuranyl, benzofuran, chromanyl, thiochromanyl, tetrahydroquinolonyl, dihydrobenzothiazine, dihydrobenzoxanyl, quinolonyl, isoquinolonyl, 1,6-naphthyridinyl, benzo[de]isoquinolonyl, pyrido[4,3-b][1,6]naphthyridinyl, thieno[2,3-b]pyrazinyl, quinazolinyl, tetrazolo[1,5-a]pyridinyl, [1,2,4]triazolo[4,3-a]pyridinyl, isoindolyl, pyrrolo[2,3-b]pyridinyl, pyrrolo[3,4-b]pyridinyl, pyrrolo[3,2-b]pyridinyl, imidazo[5,4-b]pyridinyl, pyrrolo[1,2-a]pyrimidinyl, tetrahydro pyrrolo[1,2-a]pyrimidinyl, 3,4-dihydro-2H-1 $\lambda$ <sup>2</sup>-pyrrolo[2,1-b]pyrimidine, dibenzo[b,d] thiophene, pyridin-2-one, furo[3,2-c]pyridinyl, furo[2,3-c]pyridinyl, 1H-pyrido[3,4-b][1,4] thiazinyl, benzooxazolyl, benzoisoxazolyl, furo[2,3-b]pyridinyl, benzothiophenyl, 1,5-naphthyridinyl, furo[3,2-b]pyridine, [1,2,4]triazolo[1,5-a]pyridinyl, benzo [1,2,3]triazolyl, imidazo[1,2-a]pyrimidinyl, [1,2,4]triazolo[4,3-b]pyridazinyl, benzo[c][1,2,5]thiadiazolyl, benzo[c][1,2,5]oxadiazole, 1,3-dihydro-2H-benzo[d]imidazol-2-one, 3,4-dihydro-2H-pyrazolo [1,5-b][1,2]oxazinyl, 4,5,6,7-tetrahydropyrazolo[1,5-a]pyridinyl, thiazolo[5,4-d]thiazolyl, imidazo[2,1-b][1,3,4]thiadiazolyl, thieno[2,3-b]pyrrolyl, 3H-indolyl, and derivatives thereof. Furthermore when containing two fused rings the heteroaryl groups herein defined may have an unsaturated or partially saturated ring fused with a fully saturated ring. Exemplary ring systems of these heteroaryl groups include indolinyl, indolinonyl, dihydrobenzothiophenyl, dihydrobenzofuran, chromanyl, thiochromanyl, tetrahydroquinolonyl, dihydrobenzothiazine, 3,4-dihydro-1H--isoquinolonyl, 2,3-dihydrobenzofuran, indolinyl, indolyl, and dihydrobenzoxanyl.

[0025] "Alkyl" refers to a straight or branched chain saturated hydrocarbon. C<sub>1</sub>-C<sub>6</sub> alkyl groups contain 1 to 6 carbon atoms. Examples of a C<sub>1</sub>-C<sub>6</sub> alkyl group include, but are not limited to, methyl, ethyl, propyl, butyl, pentyl, isopropyl, isobutyl, sec-butyl and tert-butyl, isopentyl and neopentyl.

[0026] The term "alkenyl" means an aliphatic hydrocarbon group containing a carbon—carbon double bond and which may be straight or branched having about 2 to about 6 carbon atoms in the chain. Alkenyl groups can have 2 to about 4 carbon atoms in the chain. Branched means that one or more lower alkyl groups such as methyl, ethyl, or propyl are attached to a linear alkenyl chain. Exemplary alkenyl groups include ethenyl, propenyl, n-butenyl, and *i*-butenyl. A C<sub>2</sub>-C<sub>6</sub> alkenyl group is an alkenyl group containing between 2 and 6 carbon atoms.

[0027] The term "alkynyl" means an aliphatic hydrocarbon group containing a carbon—carbon triple bond and which may be straight or branched having about 2 to about 6 carbon atoms in the chain. Alkynyl groups can have 2 to about 4 carbon atoms in the chain. Branched means that one or more lower alkyl groups such as methyl, ethyl, or propyl are attached to a linear alkynyl chain. Exemplary alkynyl groups include ethynyl, propynyl, n-butylnyl, 2-butylnyl, 3-methylbutynyl, and n-pentylnyl. A C<sub>2</sub>-C<sub>6</sub> alkynyl group is an alkynyl group containing between 2 and 6 carbon atoms.

[0028] The term "cycloalkyl" means monocyclic or polycyclic saturated carbon rings containing 3-18 carbon atoms. Examples of cycloalkyl groups include, without limitations, cyclopropyl, cyclobutyl, cyclopentyl, cyclohexyl, cycloheptanyl, cyclooctanyl, norboranyl, norborenyl, bicyclo[2.2.2]octanyl, or bicyclo[2.2.2]octenyl. A C<sub>3</sub>-C<sub>8</sub> cycloalkyl is a cycloalkyl group containing between 3 and 8 carbon atoms. A cycloalkyl group can be fused (*e.g.*, decalin) or bridged (*e.g.*, norbornane).

[0029] The term "cycloalkenyl" means monocyclic, non-aromatic unsaturated carbon rings containing 3-18 carbon atoms. Examples of cycloalkenyl groups include, without limitation, cyclopentenyl, cyclohexenyl, cycloheptenyl, cyclooctenyl, and norborenyl. A C<sub>3</sub>-C<sub>8</sub> cycloalkenyl is a cycloalkenyl group containing between 3 and 8 carbon atoms.

[0030] The terms "heterocyclyl" or "heterocycloalkyl" or "heterocycle" refer to monocyclic or polycyclic 3 to 24-membered rings containing carbon and heteroatoms taken from oxygen, nitrogen, or sulfur and wherein there is not delocalized  $\pi$  electrons (aromaticity) shared among

the ring carbon or heteroatoms. Heterocyclyl rings include, but are not limited to, oxetanyl, azetadiny, tetrahydrofuranyl, pyrrolidinyl, oxazoliny, oxazolidiny, thiazoliny, thiazolidiny, pyranyl, thiopyranyl, tetrahydropyranyl, dioxaliny, piperidinyl, morpholiny, thiomorpholiny, thiomorpholiny S-oxide, thiomorpholiny S-dioxide, piperazinyl, azepiny, oxepiny, diazepiny, tropany, and homotropany. A heterocyclyl or heterocycloalkyl ring can also be fused or bridged, *e.g.*, can be a bicyclic ring.

**[0031]** As used herein, the term "halo" or "halogen" means fluoro, chloro, bromo, or iodo.

**[0032]** The term "carbonyl" refers to a functional group composing a carbon atom double-bonded to an oxygen atom. It can be abbreviated herein as "oxo", as C(O), or as C=O.

**[0033]** "Spirocycle" or "spirocyclic" means carbogenic bicyclic ring systems with both rings connected through a single atom. The ring can be different in size and nature, or identical in size and nature. Examples include spiropentane, spirohexane, spiroheptane, spirooctane, spirononane, or spirodecane. One or both of the rings in a spirocycle can be fused to another ring carbocyclic, heterocyclic, aromatic, or heteroaromatic ring. One or more of the carbon atoms in the spirocycle can be substituted with a heteroatom (*e.g.*, O, N, S, or P). A C<sub>3</sub>-C<sub>12</sub> spirocycle is a spirocycle containing between 5 and 12 carbon atoms. One or more of the carbon atoms can be substituted with a heteroatom.

**[0034]** The term "spirocyclic heterocycle" or "spiroheterocycle" is understood to mean a spirocycle wherein at least one of the rings is a heterocycle (*e.g.*, at least one of the rings is furanyl, morpholiny, or piperadiny).

**[0035]** The disclosure also includes pharmaceutical compositions comprising an effective amount of a disclosed compound and a pharmaceutically acceptable carrier. Representative "pharmaceutically acceptable salts" include, *e.g.*, water-soluble and water-insoluble salts, such as the acetate, amsonate (4,4-diaminostilbene-2,2-disulfonate), benzenesulfonate, benzonate, bicarbonate, bisulfate, bitartrate, borate, bromide, butyrate, calcium, calcium edetate, camsylate, carbonate, chloride, citrate, clavulariate, dihydrochloride, edetate, edisylate, estolate, esylate, fumarate, gluceptate, gluconate, glutamate, glycollylarsanilate, hexafluorophosphate, hexylresorcinate, hydrabamine, hydrobromide, hydrochloride, hydroxynaphthoate, iodide, isethionate, lactate, lactobionate, laurate, magnesium, malate, maleate, mandelate, mesylate,

methyl bromide, methyl nitrate, methyl sulfate, mucate, napsylate, nitrate, N-methylglucamine ammonium salt, 3-hydroxy-2-naphthoate, oleate, oxalate, palmitate, pamoate (1,1-methene-bis-2-hydroxy-3-naphthoate, einbonate), pantothenate, phosphate/diphosphate, picrate, polygalacturonate, propionate, p-toluenesulfonate, salicylate, stearate, subacetate, succinate, sulfate, sulfosalicylate, suramate, tannate, tartrate, teoate, tosylate, triethiodide, and valerate salts.

**[0036]** The term "stereoisomers" refers to the set of compounds which have the same number and type of atoms and share the same bond connectivity between those atoms, but differ in three dimensional structure. The term "stereoisomer" refers to any member of this set of compounds.

**[0037]** The term "diastereomers" refers to the set of stereoisomers which cannot be made superimposable by rotation around single bonds. For example, cis- and trans- double bonds, endo- and exo- substitution on bicyclic ring systems, and compounds containing multiple stereogenic centers with different relative configurations are considered to be diastereomers. The term "diastereomer" refers to any member of this set of compounds. In some examples presented, the synthetic route may produce a single diastereomer or a mixture of diastereomers. In some cases these diastereomers were separated and in other cases a wavy bond is used to indicate the structural element where configuration is variable.

**[0038]** The term "enantiomers" refers to a pair of stereoisomers which are non-superimposable mirror images of one another. The term "enantiomer" refers to a single member of this pair of stereoisomers. The term "racemic" refers to a 1:1 mixture of a pair of enantiomers.

**[0039]** The term "tautomers" refers to a set of compounds that have the same number and type of atoms, but differ in bond connectivity and are in equilibrium with one another. A "tautomer" is a single member of this set of compounds. Typically a single tautomer is drawn but it is understood that this single structure is meant to represent all possible tautomers that might exist. Examples include enol-ketone tautomerism. When a ketone is drawn it is understood that both the enol and ketone forms are part of the disclosure.

**[0040]** An "effective amount" when used in connection with a compound is an amount effective for treating or preventing a disease in a subject as described herein.

[0041] The term “carrier”, as used in this disclosure, encompasses carriers, excipients, and diluents and means a material, composition or vehicle, such as a liquid or solid filler, diluent, excipient, solvent or encapsulating material, involved in carrying or transporting a pharmaceutical agent from one organ, or portion of the body, to another organ, or portion of the body of a subject.

[0042] The term “treating” with regard to a subject, refers to improving at least one symptom of the subject’s disorder. Treating includes curing, improving, or at least partially ameliorating the disorder.

[0043] The term “disorder” is used in this disclosure to mean, and is used interchangeably with, the terms disease, condition, or illness, unless otherwise indicated.

[0044] The term “administer”, “administering”, or “administration” as used in this disclosure refers to either directly administering a disclosed compound or pharmaceutically acceptable salt of the disclosed compound or a composition to a subject, or administering a prodrug derivative or analog of the compound or pharmaceutically acceptable salt of the compound or composition to the subject, which can form an equivalent amount of active compound within the subject’s body.

[0045] The term “prodrug,” as used in this disclosure, means a compound which is convertible in vivo by metabolic means (*e.g.*, by hydrolysis) to a disclosed compound. Furthermore, as used herein a prodrug is a drug which is inactive in the body, but is transformed in the body typically either during absorption or after absorption from the gastrointestinal tract into the active compound. The conversion of the prodrug into the active compound in the body may be done chemically or biologically (*e.g.*, using an enzyme).

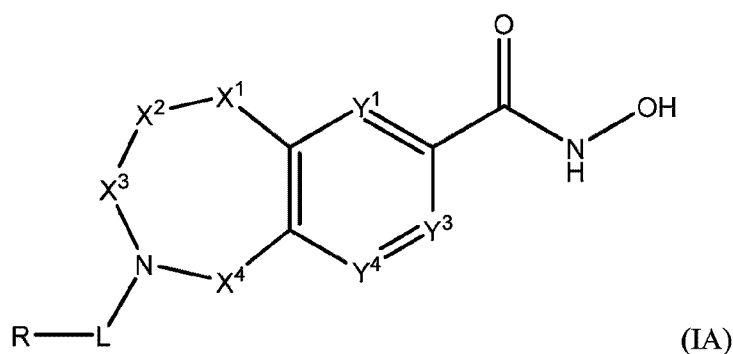
[0046] The term "solvate" refers to a complex of variable stoichiometry formed by a solute and solvent. Such solvents for the purpose of the disclosure may not interfere with the biological activity of the solute. Examples of suitable solvents include, but are not limited to, water, MeOH, EtOH, and AcOH. Solvates wherein water is the solvent molecule are typically referred to as hydrates. Hydrates include compositions containing stoichiometric amounts of water, as well as compositions containing variable amounts of water.



[0047] The term "isomer" refers to compounds that have the same composition and molecular weight but differ in physical and/or chemical properties. The structural difference may be in constitution (geometric isomers) or in the ability to rotate the plane of polarized light (stereoisomers). With regard to stereoisomers, the compounds of Formula I may have one or more asymmetric carbon atom and may occur as racemates, racemic mixtures and as individual enantiomers or diastereomers.

[0048] A "patient" or "subject" is a mammal, *e.g.*, a human, mouse, rat, guinea pig, dog, cat, horse, cow, pig, or non-human primate, such as a monkey, chimpanzee, baboon or rhesus.

[0049] In another embodiment of the disclosure are described compounds of the Formula IA:



and pharmaceutically acceptable salts, prodrugs, solvates, hydrates, tautomers or isomer thereof;

where R, L, X<sup>1</sup>, X<sup>2</sup>, X<sup>3</sup>, X<sup>4</sup>, Y<sup>1</sup>, Y<sup>3</sup>, and Y<sup>4</sup> are defined as above in Formula I.

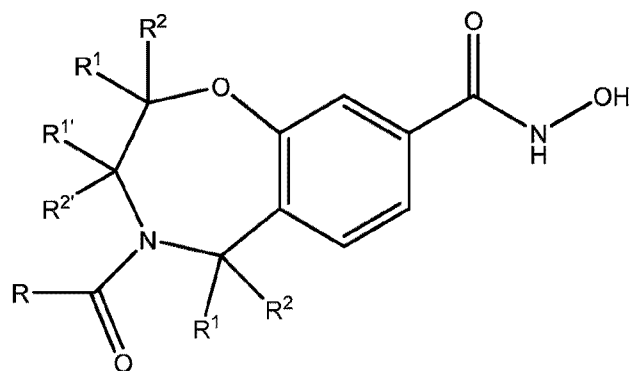
[0050] In another embodiment of the compounds of Formula IA, X<sup>4</sup> is CR<sup>1</sup>R<sup>2</sup>.

[0051] In another embodiment of the compounds of Formula IA, X<sup>1</sup> is NR<sup>3</sup>, O, or C=O.

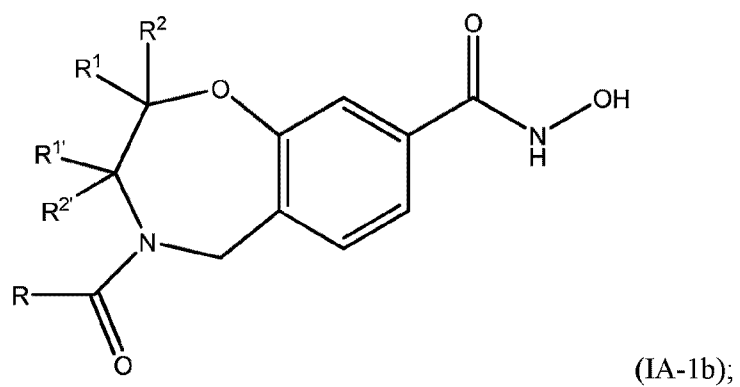
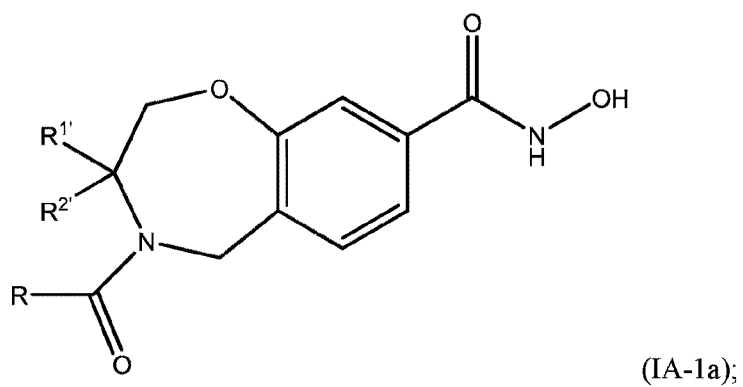
[0052] In another embodiment of the compounds of Formula IA, X<sup>1</sup> is O.

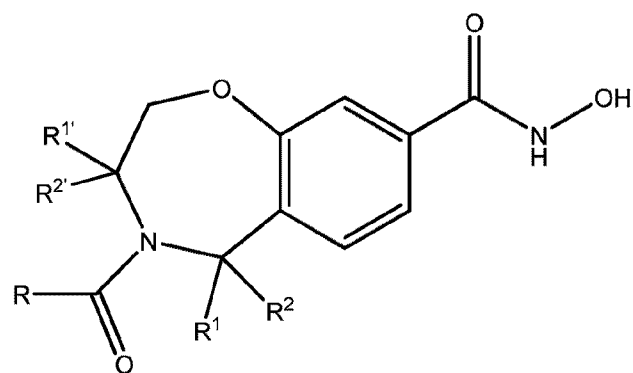
[0053] In another embodiment of the compounds of Formula IA, X<sup>1</sup> is O and X<sup>4</sup> is CR<sup>1</sup>R<sup>2</sup>.

[0054] In some embodiments of the disclosure, the compounds of Formula IA may be of the Formula IA-1:

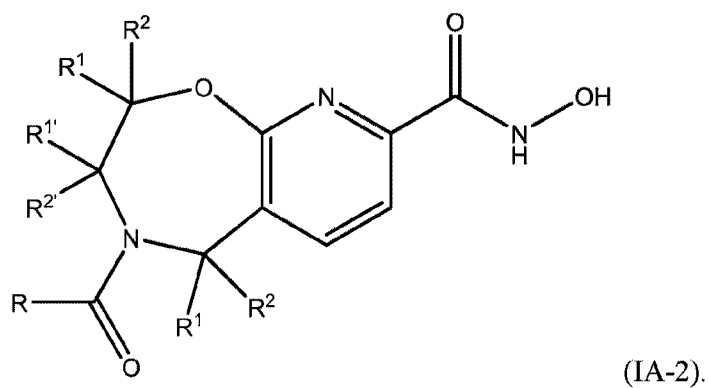


For instance, in some embodiments of Formula IA-1, the compounds can be of the Formula IA-1a, Formula IA-1b, or Formula IA-1c:

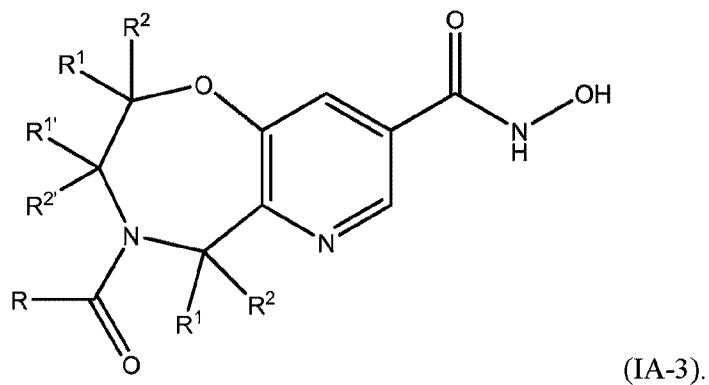




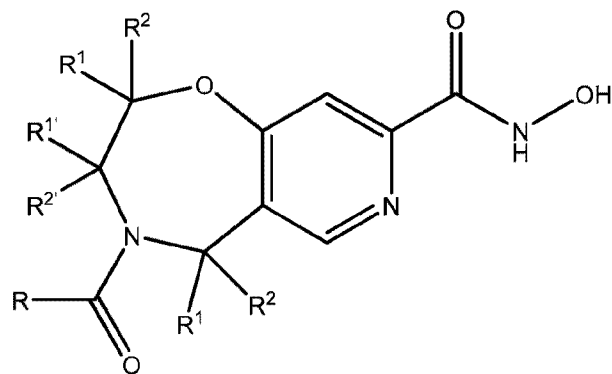
[0055] In other embodiments of the compounds of Formula IA, the compound is of the Formula IA-2:



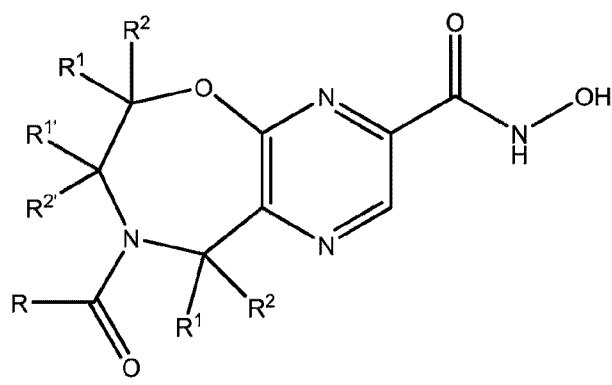
[0056] In yet other another embodiments of the compounds of Formula IA, the compound is of the Formula IA-3:



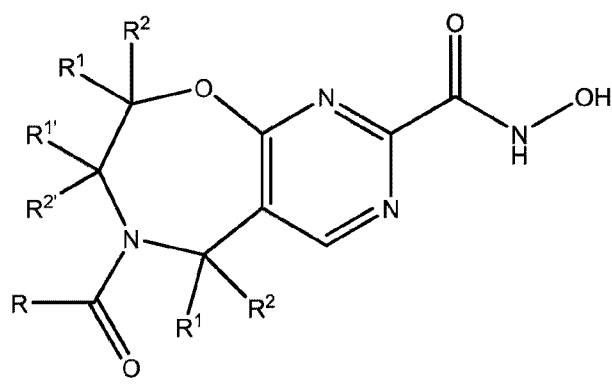
[0057] In yet other embodiments of the compounds of Formula IA, the compound is of the Formula IA-4:



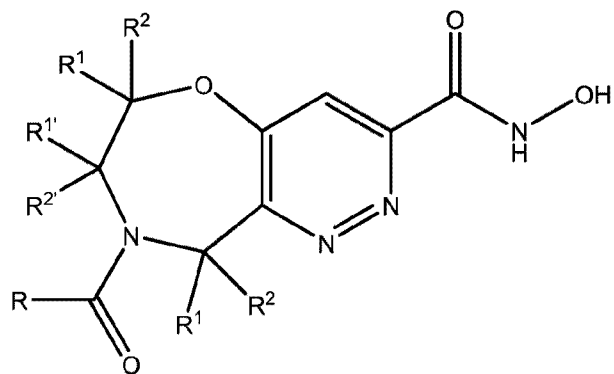
[0058] In yet other another embodiments of the compounds of Formula IA, the compound is of the Formula IA-5:



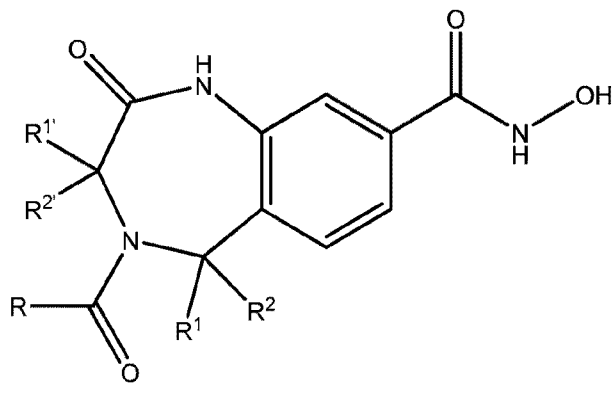
[0059] In yet other another embodiments of the compounds of Formula IA, the compound is of the Formula IA-6:



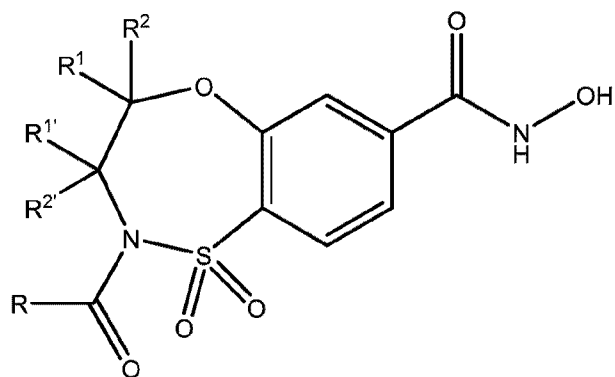
[0060] In yet other another embodiments of the compounds of Formula IA, the compound is of the Formula IA-7:



[0061] In other embodiments of the compounds of Formula IA, the compound may also be of the Formula IA-8:

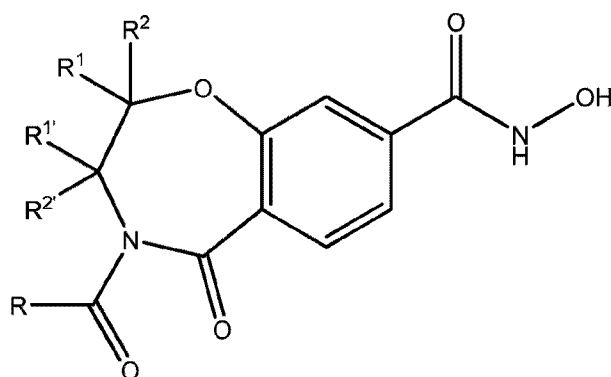


[0062] In other embodiments of the compounds of Formula IA, the compound is of the Formula IA-9:



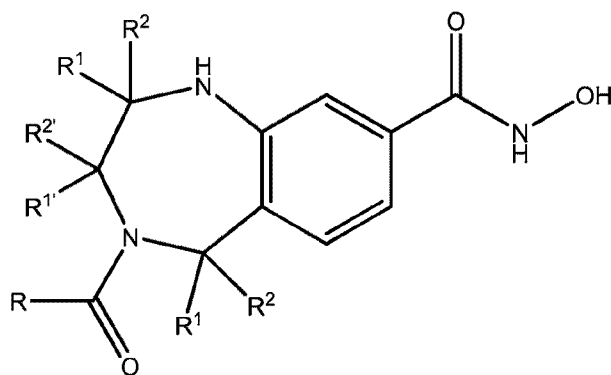
(IA-9).

[0063] In a further embodiment of the compounds of Formula IA, the compound is also of the Formula IA-10:



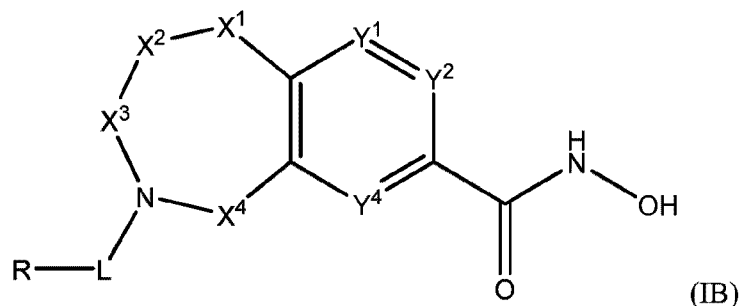
(IA-10).

[0064] In another embodiment of the compounds of Formula IA, the compound is of the Formula IA-11:



(IA-11).

[0065] In one embodiment of the disclosure are also disclosed compounds of the Formula IB:



and pharmaceutically acceptable salts, prodrugs, solvates, hydrates, enantiomers and isomers thereof where R, L, X<sup>1</sup>, X<sup>2</sup>, X<sup>3</sup>, X<sup>4</sup>, Y<sup>1</sup>, Y<sup>2</sup>, and Y<sup>4</sup> are defined as above in Formula I.

[0066] In one embodiment of the compounds of Formula IB, X<sup>4</sup> is CR<sup>1</sup>R<sup>2</sup>.

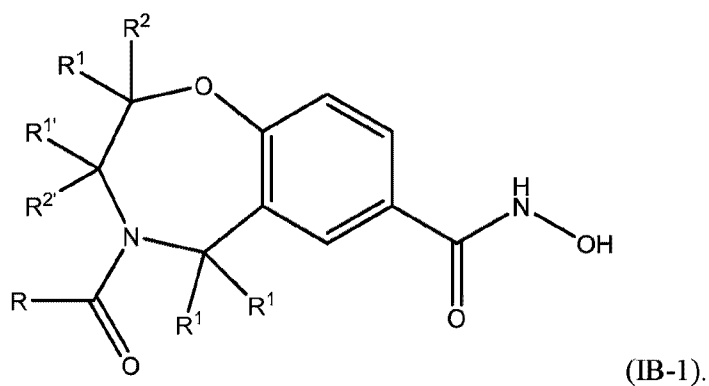
[0067] In another embodiment of the compounds of Formula IB, X<sup>1</sup> is NR<sup>3</sup>, O, or C=O.

[0068] In another embodiment of the compounds of Formula IB, X<sup>1</sup> is O.

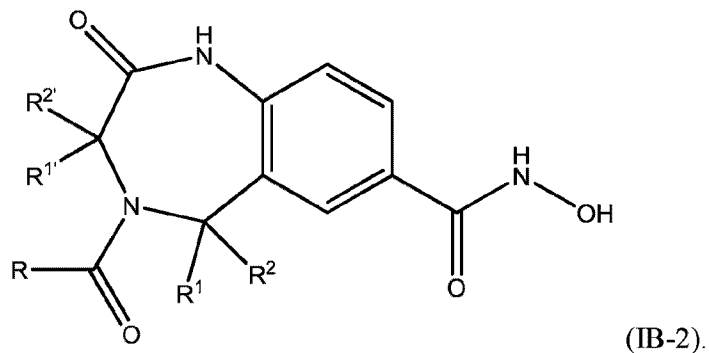
[0069] In another embodiment of the compounds of Formula IB, X<sup>1</sup> is O and X<sup>4</sup> is CR<sup>1</sup>R<sup>2</sup>.

[0070] In another embodiment of the compounds of Formula IB, X<sup>1</sup> is N, X<sup>2</sup> is C=O, and X<sup>4</sup> is CR<sup>1</sup>R<sup>2</sup>.

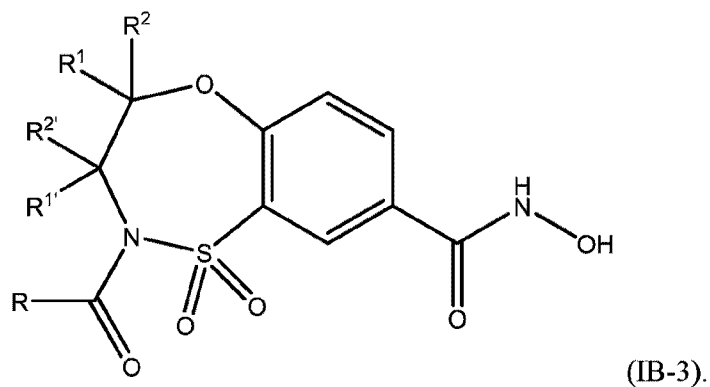
[0071] In some embodiments of the disclosure, the compounds of Formula IB, may be of the Formula IB-1:



[0072] In other embodiments of the compounds of Formula IB, the compound is of the Formula IB-2:

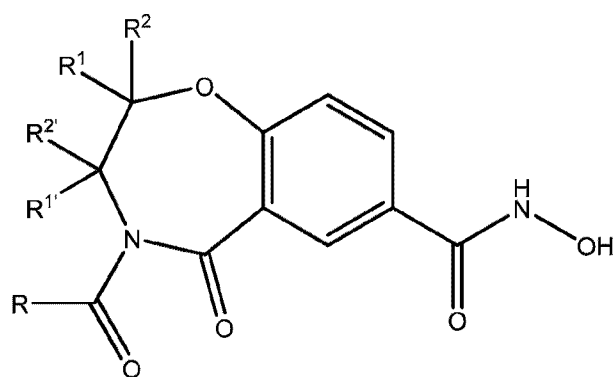


[0073] In yet other embodiments of the compounds of Formula IB, the compound is of the Formula (IB-3):



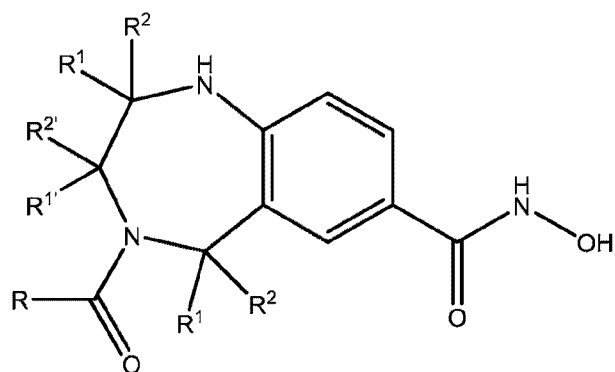
[0074] In other embodiments of the compounds of Formula IB, the compound may also be of the Formula IB-4:





(IB-4).

[0075] In other embodiments of the compounds of Formula IB, the compound is of the Formula (IB-5):



(IB-5).

[0076] In some embodiments of Formula (I),  $X^1$  is O. In another embodiment,  $X^1$  is O and  $X^2$  is  $CR^1R^2$ . In yet another embodiment,  $X^1$  is O,  $X^2$  is  $CR^1R^2$ , and  $X^3$  is  $CR^1R^2$ . In another embodiment,  $X^1$  is O,  $X^2$  is  $CR^1R^2$ ,  $X^3$  is  $CR^1R^2$ , and  $X^4$  is  $CR^1R^2$ . In yet another embodiment,  $X^1$  is O,  $X^2$  is  $CR^1R^2$ ,  $X^3$  is  $CR^1R^2$ ,  $X^4$  is  $CR^1R^2$ , and  $Y^1$  is  $CR^1$ . In another embodiment,  $X^1$  is O,  $X^2$  is  $CR^1R^2$ ,  $X^3$  is  $CR^1R^2$ ,  $X^4$  is  $CR^1R^2$ ,  $Y^1$  is  $CR^1$ , and  $Y^3$  is  $CR^1$ . In yet another embodiment,  $X^1$  is O,  $X^2$  is  $CR^1R^2$ ,  $X^3$  is  $CR^1R^2$ ,  $X^4$  is  $CR^1R^2$ ,  $Y^1$  is  $CR^1$ ,  $Y^3$  is  $CR^1$ , and  $Y^4$  is  $CR^1$ . In another embodiment,  $X^1$  is O,  $X^2$  is  $CR^1R^2$ ,  $X^3$  is  $CR^1R^2$ ,  $X^4$  is  $CR^1R^2$ ,  $Y^1$  is  $CR^1$ ,  $Y^3$  is  $CR^1$ ,  $Y^4$  is  $CR^1$ , and  $Y^2$  is C. In yet another embodiment,  $X^1$  is O,  $X^2$  is  $CR^1R^2$ ,  $X^3$  is  $CR^1R^2$ ,  $X^4$  is  $CR^1R^2$ ,  $Y^1$  is  $CR^1$ ,  $Y^3$  is  $CR^1$ ,  $Y^4$  is  $CR^1$ ,  $Y^2$  is C, and L is  $-C(O)-$ . In another embodiment,  $X^1$  is O,  $X^2$  is  $CR^1R^2$ ,  $X^3$  is  $CR^1R^2$ ,  $X^4$  is  $CR^1R^2$ ,  $Y^1$  is  $CR^1$ ,  $Y^3$  is  $CR^1$ ,  $Y^4$  is  $CR^1$ ,  $Y^2$  is C, L is  $-C(O)-$ , and  $R^1$  is H. In yet another embodiment,  $X^1$  is O,  $X^2$  is  $CR^1R^2$ ,  $X^3$  is  $CR^1R^2$ ,  $X^4$  is

$CR^1R^2$ ,  $Y^1$  is  $CR^1$ ,  $Y^3$  is  $CR^1$ ,  $Y^4$  is  $CR^1$ ,  $Y^2$  is C, L is  $-C(O)-$ ,  $R^{1'}$  is H, and  $R^{2'}$  is aryl or heteroaryl containing 1 to 5 heteroatoms selected from the group consisting of N, S, P, and O, wherein the aryl or heteroaryl is optionally substituted with one or more substituents selected from halogen or  $-R^3$ .

**[0077]** In some embodiments of Formula (I), R is  $-C_1-C_6$  alkyl,  $-C_4-C_8$  cycloalkenyl,  $-C_3-C_8$  cycloalkyl,  $-C_5-C_{12}$  spirocycle, heterocyclyl, spiroheterocyclyl, aryl, or heteroaryl containing 1 to 5 heteroatoms selected from the group consisting of N, S, P, and O, wherein each alkyl, cycloalkenyl, cycloalkyl, spirocycle, heterocyclyl, spiroheterocyclyl, aryl, or heteroaryl is optionally substituted with one or more  $-OH$ , halogen, oxo,  $-NO_2$ ,  $-CN$ ,  $-R^1$ ,  $-R^2$ ,  $-OR^3$ ,  $-NHR^3$ ,  $-NR^3R^4$ ,  $-S(O)_2NR^3R^4$ ,  $-S(O)_2R^1$ ,  $-C(O)R^1$ , or  $-CO_2R^1$ ,  $-NR^3S(O)_2R^1$ ,  $-S(O)R^1$ ,  $-S(O)NR^3R^4$ ,  $-NR^3S(O)R^1$ , heterocycle, aryl, or heteroaryl containing 1 to 5 heteroatoms selected from the group consisting of N, S, P, and O, with the proviso that R is not bound to L via a nitrogen atom.

**[0078]** In some embodiments of Formula (I),  $R^1$  and  $R^2$  may combine with the atom to which they are both attached to form a spirocycle. In another embodiment,  $R^1$  and  $R^2$  combine with the atom to which they are both attached to form a spiroheterocycle. In another embodiment,  $R^1$  and  $R^2$  combine with the atom to which they are both attached to form a spirocycloalkenyl.

**[0079]** In some embodiments of Formula (I),  $R^1$  and  $R^2$ , when on adjacent atoms, combine to form a heterocycle. In another embodiment,  $R^1$  and  $R^2$ , when on adjacent atoms, combine to form a cycloalkyl. In yet another embodiment,  $R^1$  and  $R^2$ , when on adjacent atoms, combine to form a cycloalkenyl. In another embodiment,  $R^1$  and  $R^2$ , when on adjacent atoms, combine to form an aryl. In yet another embodiment,  $R^1$  and  $R^2$ , when on adjacent atoms, combine to form a heteroaryl containing 1 to 5 heteroatoms selected from the group consisting of N, S, P, and O.

**[0080]** In some embodiments of Formula (I),  $R^1$  and  $R^2$ , when on non-adjacent atoms, combine to form a bridging cycloalkyl. In another embodiment,  $R^1$  and  $R^2$ , when on non-adjacent atoms, combine to form a bridging cycloalkenyl. In yet another embodiment,  $R^1$  and  $R^2$ , when on non-adjacent atoms, combine to form a heterocycloalkyl.

**[0081]** In some embodiments of Formula (I), n is 1 to 6. In another embodiment, n is 0 to 5. In yet another embodiment, n is 0 to 4. In yet another embodiment, n is 1 to 4. In another

embodiment, n is 0 to 3. In yet another embodiment, n is 0 to 2. In yet another embodiment, n is 0 or 1. In another embodiment, n is 1 or 2.

**[0082]** In some embodiments of Formula (I), m is 1 to 6. In another embodiment, m is 1 to 5. In yet another embodiment, m is 1 to 4. In yet another embodiment, m is 1 to 3. In another embodiment, m is 1 or 2. In yet another embodiment, m is 2 or 3. In yet another embodiment, m is 2 to 4.

**[0083]** In some embodiments of Formula (I),  $X^4$ ,  $X^2$ , and  $X^1$  are not all simultaneously  $CR^1R^2$ .

**[0084]** In some embodiments of Formula (I),  $X^1$  is O,  $X^2$  is  $CR^1R^2$ , and  $X^4$  is  $CR^1R^2$ . In another embodiment,  $X^2$  is C=O,  $X^4$  is C=O, and  $X^1$  is  $CR^1R^2$ . In yet another embodiment,  $X^1$  is  $NR^3$ ,  $X^2$  is C=O, and  $X^4$  is  $CR^1R^2$ .

**[0085]** Non-limiting illustrative compounds of the disclosure include:

(S)-N-hydroxy-3-phenyl-4-(tetrahydro-2H-pyran-4-carbonyl)-2,3,4,5-tetrahydrobenzo[f][1,4]oxazepine-8-carboxamide;

(R)-N-hydroxy-3-phenyl-4-(tetrahydro-2H-pyran-4-carbonyl)-2,3,4,5-tetrahydrobenzo[f][1,4]oxazepine-8-carboxamide;

(S)-N-hydroxy-4-(oxetane-3-carbonyl)-3-phenyl-2,3,4,5-tetrahydrobenzo[f][1,4]oxazepine-8-carboxamide;

(3S)-4-(8-oxabicyclo[3.2.1]octane-3-carbonyl)-N-hydroxy-3-phenyl-2,3,4,5-tetrahydrobenzo[f][1,4]oxazepine-8-carboxamide;

(S)-4-(4-fluorotetrahydro-2H-pyran-4-carbonyl)-N-hydroxy-3-phenyl-2,3,4,5-tetrahydrobenzo[f][1,4]oxazepine-8-carboxamide;

(S)-4-(cyclohexanecarbonyl)-N-hydroxy-3-phenyl-2,3,4,5-tetrahydrobenzo[f][1,4]oxazepine-8-carboxamide;

(S)-4-(cyclopentanecarbonyl)-N-hydroxy-3-phenyl-2,3,4,5-tetrahydrobenzo[f][1,4]oxazepine-8-carboxamide;

- (S)-4-(cyclobutanecarbonyl)-N-hydroxy-3-phenyl-2,3,4,5-tetrahydrobenzo[f][1,4]oxazepine-8-carboxamide;
- (S)-N-hydroxy-4-nicotinoyl-3-phenyl-2,3,4,5-tetrahydrobenzo[f][1,4]oxazepine-8-carboxamide;
- (S)-N-hydroxy-4-isonicotinoyl-3-phenyl-2,3,4,5-tetrahydrobenzo[f][1,4]oxazepine-8-carboxamide;
- (S)-4-(1-acetylpiperidine-4-carbonyl)-N-hydroxy-3-phenyl-2,3,4,5-tetrahydrobenzo[f][1,4]oxazepine-8-carboxamide;
- (S)-N-hydroxy-3-phenyl-4-((S)-tetrahydro-2H-pyran-3-carbonyl)-2,3,4,5-tetrahydrobenzo[f][1,4]oxazepine-8-carboxamide;
- (S)-N-hydroxy-3-phenyl-4-((R)-tetrahydro-2H-pyran-3-carbonyl)-2,3,4,5-tetrahydrobenzo[f][1,4]oxazepine-8-carboxamide;
- (S)-N-hydroxy-3-phenyl-4-((S)-tetrahydrofuran-3-carbonyl)-2,3,4,5-tetrahydrobenzo[f][1,4]oxazepine-8-carboxamide;
- (S)-N-hydroxy-3-phenyl-4-((R)-tetrahydrofuran-3-carbonyl)-2,3,4,5-tetrahydrobenzo[f][1,4]oxazepine-8-carboxamide;
- (S)-N-hydroxy-4-((1s,4R)-4-methoxycyclohexane-1-carbonyl)-3-phenyl-2,3,4,5-tetrahydrobenzo[f][1,4]oxazepine-8-carboxamide;
- (S)-N-hydroxy-4-((1r,4S)-4-methoxycyclohexane-1-carbonyl)-3-phenyl-2,3,4,5-tetrahydrobenzo[f][1,4]oxazepine-8-carboxamide;
- (S)-N-hydroxy-4-(1-methylpiperidine-4-carbonyl)-3-phenyl-2,3,4,5-tetrahydrobenzo[f][1,4]oxazepine-8-carboxamide;
- (S)-N-hydroxy-4-(1-methoxycyclopropane-1-carbonyl)-3-phenyl-2,3,4,5-tetrahydrobenzo[f][1,4]oxazepine-8-carboxamide;
- (S)-N-hydroxy-4-(2-methoxy-2-methylpropanoyl)-3-phenyl-2,3,4,5-tetrahydrobenzo[f][1,4]oxazepine-8-carboxamide;
- (S)-N-hydroxy-3-phenyl-4-pivaloyl-2,3,4,5-tetrahydrobenzo[f][1,4]oxazepine-8-carboxamide;
- (S)-N-hydroxy-3-phenyl-4-picolinoyl-2,3,4,5-tetrahydrobenzo[f][1,4]oxazepine-8-carboxamide;

- (S)-N-hydroxy-4-isobutyryl-3-phenyl-2,3,4,5-tetrahydrobenzo[f][1,4]oxazepine-8-carboxamide;
- (S)-N-hydroxy-4-(4-methyltetrahydro-2H-pyran-4-carbonyl)-3-phenyl-2,3,4,5-tetrahydrobenzo[f][1,4]oxazepine-8-carboxamide;
- (S)-N-hydroxy-4-(1-methoxycyclohexane-1-carbonyl)-3-phenyl-2,3,4,5-tetrahydrobenzo[f][1,4]oxazepine-8-carboxamide;
- (S)-N-hydroxy-4-(tetrahydro-2H-pyran-4-carbonyl)-3-(4-(trifluoromethyl)phenyl)-2,3,4,5-tetrahydrobenzo[f][1,4]oxazepine-8-carboxamide;
- (S)-3-(3-fluorophenyl)-N-hydroxy-4-(tetrahydro-2H-pyran-4-carbonyl)-2,3,4,5-tetrahydrobenzo[f][1,4]oxazepine-8-carboxamide;
- (S)-N-hydroxy-4-(tetrahydro-2H-pyran-4-carbonyl)-3-(p-tolyl)-2,3,4,5-tetrahydrobenzo[f][1,4]oxazepine-8-carboxamide;
- (S)-3-(4-chlorophenyl)-N-hydroxy-4-(tetrahydro-2H-pyran-4-carbonyl)-2,3,4,5-tetrahydrobenzo[f][1,4]oxazepine-8-carboxamide;
- (S)-3-(3-chlorophenyl)-N-hydroxy-4-(tetrahydro-2H-pyran-4-carbonyl)-2,3,4,5-tetrahydrobenzo[f][1,4]oxazepine-8-carboxamide;
- (S)-3-(4-fluorophenyl)-N-hydroxy-4-(tetrahydro-2H-pyran-4-carbonyl)-2,3,4,5-tetrahydrobenzo[f][1,4]oxazepine-8-carboxamide;
- (S)-N-hydroxy-4-(tetrahydro-2H-pyran-4-carbonyl)-3-(o-tolyl)-2,3,4,5-tetrahydrobenzo[f][1,4]oxazepine-8-carboxamide;
- (R)-N-hydroxy-3-(pyridin-3-yl)-4-(tetrahydro-2H-pyran-4-carbonyl)-2,3,4,5-tetrahydrobenzo[f][1,4]oxazepine-8-carboxamide;
- (S)-N-hydroxy-3-(pyridin-3-yl)-4-(tetrahydro-2H-pyran-4-carbonyl)-2,3,4,5-tetrahydrobenzo[f][1,4]oxazepine-8-carboxamide;
- (S)-3-(2-fluorophenyl)-N-hydroxy-4-(tetrahydro-2H-pyran-4-carbonyl)-2,3,4,5-tetrahydrobenzo[f][1,4]oxazepine-8-carboxamide;
- (R)-3-(2-fluorophenyl)-N-hydroxy-4-(tetrahydro-2H-pyran-4-carbonyl)-2,3,4,5-tetrahydrobenzo[f][1,4]oxazepine-8-carboxamide;

(S)-N-hydroxy-4-(tetrahydro-2H-pyran-4-carbonyl)-3-(2-(trifluoromethyl)phenyl)-2,3,4,5-tetrahydrobenzo[f][1,4]oxazepine-8-carboxamide;

(R)-N-hydroxy-4-(tetrahydro-2H-pyran-4-carbonyl)-3-(2-(trifluoromethyl)phenyl)-2,3,4,5-tetrahydrobenzo[f][1,4]oxazepine-8-carboxamide;

(S)-N-hydroxy-4-(tetrahydro-2H-pyran-4-carbonyl)-3-(3-(trifluoromethyl)phenyl)-2,3,4,5-tetrahydrobenzo[f][1,4]oxazepine-8-carboxamide;

(R)-N-hydroxy-4-(tetrahydro-2H-pyran-4-carbonyl)-3-(3-(trifluoromethyl)phenyl)-2,3,4,5-tetrahydrobenzo[f][1,4]oxazepine-8-carboxamide;

(S)-4-acetyl-N-hydroxy-3-phenyl-2,3,4,5-tetrahydrobenzo[f][1,4]oxazepine-8-carboxamide;

(S)-4-(4-fluorobenzoyl)-N-hydroxy-3-phenyl-2,3,4,5-tetrahydrobenzo[f][1,4]oxazepine-8-carboxamide;

(S)-N-hydroxy-4-(1-(methoxymethyl)cyclopropane-1-carbonyl)-3-phenyl-2,3,4,5-tetrahydrobenzo[f][1,4]oxazepine-8-carboxamide; and

(3S)-N-hydroxy-3-phenyl-4-(tetrahydrofuran-2-carbonyl)-2,3,4,5-tetrahydrobenzo[f][1,4]oxazepine-8-carboxamide.

**[0086]** In other embodiments, illustrative compounds of Formula (I) include without limitations:

S)-N-hydroxy-4-(4-methyltetrahydro-2H-pyran-4-carbonyl)-3-(o-tolyl)-2,3,4,5-tetrahydrobenzo[f][1,4]oxazepine-8-carboxamide;

(S)-N-hydroxy-4-(4-methyltetrahydro-2H-pyran-4-carbonyl)-3-(3-(trifluoromethyl)phenyl)-2,3,4,5-tetrahydrobenzo[f][1,4]oxazepine-8-carboxamide;

(R)-N-hydroxy-4-(4-methyltetrahydro-2H-pyran-4-carbonyl)-3-(3-(trifluoromethyl)phenyl)-2,3,4,5-tetrahydrobenzo[f][1,4]oxazepine-8-carboxamide;

(S)-3-(3-fluorophenyl)-N-hydroxy-4-(4-methyltetrahydro-2H-pyran-4-carbonyl)-2,3,4,5-tetrahydrobenzo[f][1,4]oxazepine-8-carboxamide;

(R)-3-(3-fluorophenyl)-N-hydroxy-4-(tetrahydro-2H-pyran-4-carbonyl)-2,3,4,5-tetrahydrobenzo[f][1,4]oxazepine-8-carboxamide;

- (R)-3-(3-fluorophenyl)-N-hydroxy-4-(4-methyltetrahydro-2H-pyran-4-carbonyl)-2,3,4,5-tetrahydrobenzo[f][1,4]oxazepine-8-carboxamide;
- (S)-N-hydroxy-4-(4-methyltetrahydro-2H-pyran-4-carbonyl)-3-(2-(trifluoromethyl)phenyl)-2,3,4,5-tetrahydrobenzo[f][1,4]oxazepine-8-carboxamide;
- (R)-N-hydroxy-4-(4-methyltetrahydro-2H-pyran-4-carbonyl)-3-(2-(trifluoromethyl)phenyl)-2,3,4,5-tetrahydrobenzo[f][1,4]oxazepine-8-carboxamide;
- (S)-3-(2-fluorophenyl)-N-hydroxy-4-(4-methyltetrahydro-2H-pyran-4-carbonyl)-2,3,4,5-tetrahydrobenzo[f][1,4]oxazepine-8-carboxamide;
- (R)-3-(2-fluorophenyl)-N-hydroxy-4-(4-methyltetrahydro-2H-pyran-4-carbonyl)-2,3,4,5-tetrahydrobenzo[f][1,4]oxazepine-8-carboxamide;
- (S)-N-hydroxy-4-(4-methyltetrahydro-2H-pyran-4-carbonyl)-3-(4-(trifluoromethyl)phenyl)-2,3,4,5-tetrahydrobenzo[f][1,4]oxazepine-8-carboxamide;
- (S)-N-hydroxy-4-(4-methyltetrahydro-2H-pyran-4-carbonyl)-3-(p-tolyl)-2,3,4,5-tetrahydrobenzo[f][1,4]oxazepine-8-carboxamide;
- (S)-3-(4-chlorophenyl)-N-hydroxy-4-(4-methyltetrahydro-2H-pyran-4-carbonyl)-2,3,4,5-tetrahydrobenzo[f][1,4]oxazepine-8-carboxamide;
- (S)-3-(3-chlorophenyl)-N-hydroxy-4-(4-methyltetrahydro-2H-pyran-4-carbonyl)-2,3,4,5-tetrahydrobenzo[f][1,4]oxazepine-8-carboxamide;
- (S)-3-(4-fluorophenyl)-N-hydroxy-4-(4-methyltetrahydro-2H-pyran-4-carbonyl)-2,3,4,5-tetrahydrobenzo[f][1,4]oxazepine-8-carboxamide;
- (S)-N-hydroxy-3-(quinoxalin-6-yl)-4-(tetrahydro-2H-pyran-4-carbonyl)-2,3,4,5-tetrahydrobenzo[f][1,4]oxazepine-8-carboxamide;
- (S)-N-hydroxy-3-(quinolin-6-yl)-4-(tetrahydro-2H-pyran-4-carbonyl)-2,3,4,5-tetrahydrobenzo[f][1,4]oxazepine-8-carboxamide;
- (S)-N-hydroxy-3-(quinolin-7-yl)-4-(tetrahydro-2H-pyran-4-carbonyl)-2,3,4,5-tetrahydrobenzo[f][1,4]oxazepine-8-carboxamide;

- (S)-N-hydroxy-3-(naphthalen-2-yl)-4-(tetrahydro-2H-pyran-4-carbonyl)-2,3,4,5-tetrahydrobenzo[f][1,4]oxazepine-8-carboxamide;
- (R)-N-hydroxy-3-(quinoxalin-6-yl)-4-(tetrahydro-2H-pyran-4-carbonyl)-2,3,4,5-tetrahydrobenzo[f][1,4]oxazepine-8-carboxamide;
- (R)-N-hydroxy-3-(quinolin-6-yl)-4-(tetrahydro-2H-pyran-4-carbonyl)-2,3,4,5-tetrahydrobenzo[f][1,4]oxazepine-8-carboxamide;
- (R)-N-hydroxy-3-(quinolin-7-yl)-4-(tetrahydro-2H-pyran-4-carbonyl)-2,3,4,5-tetrahydrobenzo[f][1,4]oxazepine-8-carboxamide;
- (R)-N-hydroxy-3-(naphthalen-2-yl)-4-(tetrahydro-2H-pyran-4-carbonyl)-2,3,4,5-tetrahydrobenzo[f][1,4]oxazepine-8-carboxamide;
- (S)-N-hydroxy-3-(quinoxalin-5-yl)-4-(tetrahydro-2H-pyran-4-carbonyl)-2,3,4,5-tetrahydrobenzo[f][1,4]oxazepine-8-carboxamide;
- (S)-N-hydroxy-3-(quinolin-5-yl)-4-(tetrahydro-2H-pyran-4-carbonyl)-2,3,4,5-tetrahydrobenzo[f][1,4]oxazepine-8-carboxamide;
- (S)-N-hydroxy-3-(quinolin-8-yl)-4-(tetrahydro-2H-pyran-4-carbonyl)-2,3,4,5-tetrahydrobenzo[f][1,4]oxazepine-8-carboxamide;
- (S)-N-hydroxy-3-(naphthalen-1-yl)-4-(tetrahydro-2H-pyran-4-carbonyl)-2,3,4,5-tetrahydrobenzo[f][1,4]oxazepine-8-carboxamide;
- (R)-N-hydroxy-3-(quinoxalin-5-yl)-4-(tetrahydro-2H-pyran-4-carbonyl)-2,3,4,5-tetrahydrobenzo[f][1,4]oxazepine-8-carboxamide;
- (R)-N-hydroxy-3-(quinolin-5-yl)-4-(tetrahydro-2H-pyran-4-carbonyl)-2,3,4,5-tetrahydrobenzo[f][1,4]oxazepine-8-carboxamide;
- (R)-N-hydroxy-3-(quinolin-8-yl)-4-(tetrahydro-2H-pyran-4-carbonyl)-2,3,4,5-tetrahydrobenzo[f][1,4]oxazepine-8-carboxamide;
- (R)-N-hydroxy-3-(naphthalen-1-yl)-4-(tetrahydro-2H-pyran-4-carbonyl)-2,3,4,5-tetrahydrobenzo[f][1,4]oxazepine-8-carboxamide;



- (3S)-N-hydroxy-5-methyl-3-phenyl-4-(tetrahydro-2H-pyran-4-carbonyl)-2,3,4,5-tetrahydrobenzo[f][1,4]oxazepine-8-carboxamide;
- (3S)-N-hydroxy-5-methyl-4-(4-methyltetrahydro-2H-pyran-4-carbonyl)-3-phenyl-2,3,4,5-tetrahydrobenzo[f][1,4]oxazepine-8-carboxamide;
- (S)-6-fluoro-N-hydroxy-3-phenyl-4-(tetrahydro-2H-pyran-4-carbonyl)-2,3,4,5-tetrahydrobenzo[f][1,4]oxazepine-8-carboxamide;
- (S)-6-fluoro-N-hydroxy-4-(4-methyltetrahydro-2H-pyran-4-carbonyl)-3-phenyl-2,3,4,5-tetrahydrobenzo[f][1,4]oxazepine-8-carboxamide;
- (S)-N-hydroxy-4-(3-methoxy-2,2-dimethylpropanoyl)-3-phenyl-2,3,4,5-tetrahydrobenzo[f][1,4]oxazepine-8-carboxamide;
- (S)-N-hydroxy-4-(3-methoxy-3-methylbutanoyl)-3-phenyl-2,3,4,5-tetrahydrobenzo[f][1,4]oxazepine-8-carboxamide;
- (S)-N-hydroxy-4-(3-hydroxy-3-methylbutanoyl)-3-phenyl-2,3,4,5-tetrahydrobenzo[f][1,4]oxazepine-8-carboxamide;
- (S)-N-hydroxy-3-phenyl-4-(3-phenylpropanoyl)-2,3,4,5-tetrahydrobenzo[f][1,4]oxazepine-8-carboxamide;
- (S)-N-hydroxy-3-phenyl-4-(4,4,4-trifluorobutanoyl)-2,3,4,5-tetrahydrobenzo[f][1,4]oxazepine-8-carboxamide;
- (S)-N-hydroxy-3-phenyl-4-(3-(trifluoromethoxy)propanoyl)-2,3,4,5-tetrahydrobenzo[f][1,4]oxazepine-8-carboxamide;
- (S)-N-hydroxy-3-phenyl-4-(3-(tetrahydro-2H-pyran-4-yl)propanoyl)-2,3,4,5-tetrahydrobenzo[f][1,4]oxazepine-8-carboxamide;
- (S)-4-(3-(dimethylamino)propanoyl)-N-hydroxy-3-phenyl-2,3,4,5-tetrahydrobenzo[f][1,4]oxazepine-8-carboxamide; and
- (S)-4-(2,2-dimethyl-3-(tetrahydro-2H-pyran-4-yl)propanoyl)-N-hydroxy-3-phenyl-2,3,4,5-tetrahydrobenzo[f][1,4]oxazepine-8-carboxamide.

[0087] In another embodiment of the disclosure, the compounds of Formula I are enantiomers. In some embodiments the compounds are the (*S*)-enantiomer. In other embodiments the compounds are the (*R*)-enantiomer. In some embodiment, the (*R*)- or (*S*)-enantiomeric configuration may be assigned to each molecule. In other embodiments, the (*R*)- or (*S*)-enantiomeric configuration may not be assigned to the molecules despite the enantiomeric purification or separation of the molecules. In yet other embodiments, the compounds of Formula I may be (+) or (-) enantiomers.

[0088] It should be understood that all isomeric forms are included within the present disclosure, including mixtures thereof. If the compound contains a double bond, the substituent may be in the E or Z configuration or cis or trans configuration. If the compound contains a disubstituted cycloalkyl, the cycloalkyl substituent may have a cis- or trans configuration. All tautomeric forms are also intended to be included. In some embodiment, the cis or trans configuration may be assigned to each molecule. In other embodiments, the cis or trans configuration may not be assigned to the molecules despite the chemical purification or separation of the diastereomers.

#### **Methods of Synthesizing the Disclosed Compounds**

[0089] The compounds of the present disclosure may be made by a variety of methods, including standard chemistry. Suitable synthetic routes are depicted in the schemes given below.

[0090] The compounds of Formula I may be prepared by methods known in the art of organic synthesis as set forth in part by the following synthetic schemes and examples. In the schemes described below, it is well understood that protecting groups for sensitive or reactive groups are employed where necessary in accordance with general principles or chemistry. Protecting groups are manipulated according to standard methods of organic synthesis (T. W. Greene and P. G. M. Wuts, "Protective Groups in Organic Synthesis", Third edition, Wiley, New York 1999). These groups are removed at a convenient stage of the compound synthesis using methods that are readily apparent to those skilled in the art. The selection processes, as well as the reaction conditions and order of their execution, shall be consistent with the preparation of compounds of Formula I.

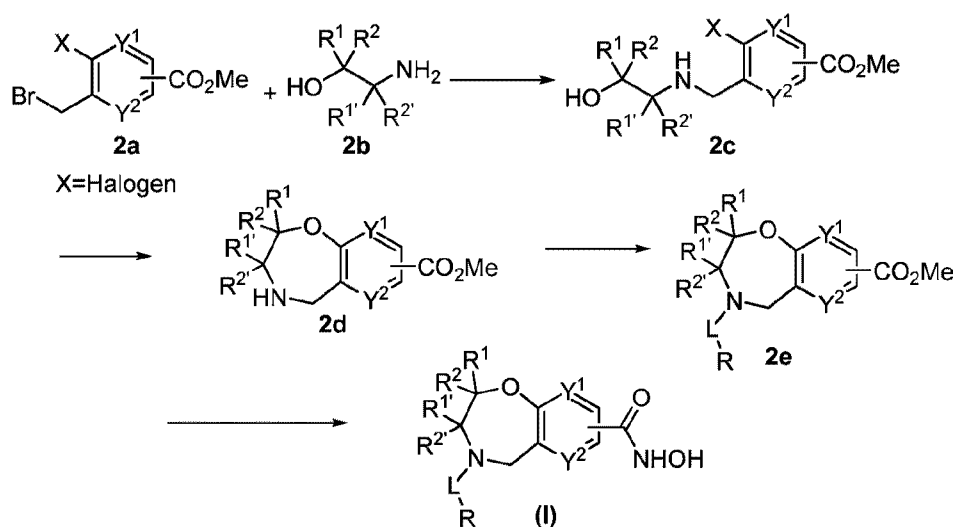
[0091] Those skilled in the art will recognize if a stereocenter exists in the compounds of Formula I. Accordingly, the present disclosure includes both possible stereoisomers (unless specified in the synthesis) and includes not only racemic compounds but the individual enantiomers and/or diastereomers as well. When a compound is desired as a single enantiomer or diastereomer, it may be obtained by stereospecific synthesis or by resolution of the final product or any convenient intermediate. Resolution of the final product, an intermediate, or a starting material may be affected by any suitable method known in the art. See, for example, "Stereochemistry of Organic Compounds" by E. L. Eliel, S. H. Wilen, and L. N. Mander (Wiley-Interscience, 1994).

[0092] The compounds described herein may be made from commercially available starting materials or synthesized using known organic, inorganic, and/or enzymatic processes.

#### **Preparation of compounds**

[0093] The compounds of the present disclosure can be prepared in a number of ways well known to those skilled in the art of organic synthesis. By way of example, compounds of the present disclosure can be synthesized using the methods described below, together with synthetic methods known in the art of synthetic organic chemistry, or variations thereon as appreciated by those skilled in the art. These methods include, but are not limited, to those methods described below. Compounds of the present disclosure can be synthesized by following the steps outlined in General Schemes 1, 2, 3, 4, and 5 which comprise different sequences of assembling intermediates **2a**, **2b**, **2c**, **2d**, **2e**, **2f**, **2g**, **2h**, **2i**, **2j**, **2k**, **2m**, **2n**, **2o**, **2p**, **2q**, **2r**, **2s**, **2t**, **2u**, **2v**, **2w**, **2x**, **2y**, **2z**, **2aa**, **2bb**, and **2cc**. Starting materials are either commercially available or made by known procedures in the reported literature or as illustrated.

**Scheme 1.** General synthesis of ethers, thioethers, or sulfones described in the disclosure.

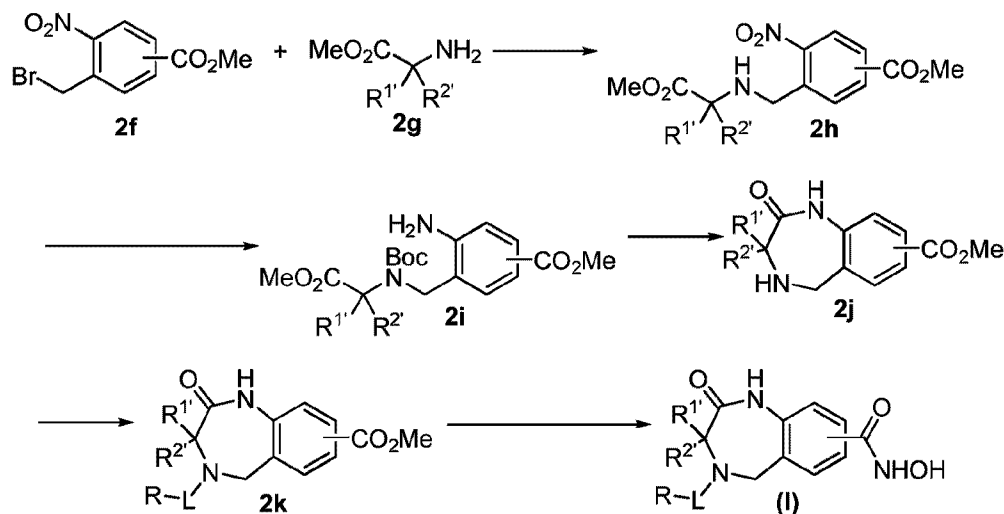


wherein L, R, R<sup>1</sup>, R<sup>2</sup>, R<sup>1'</sup>, R<sup>2'</sup>, Y<sup>1</sup> and Y<sup>2</sup> are defined as in Formula (I).

[0094] The general way of preparing target molecules of Formula (I) by using intermediates **2a**, **2b**, **2c**, **2d**, and **2e** is outlined in General Scheme 1. Nucleophilic addition of alcohol **2b** to Intermediate **2a** using a base, *e.g.*, potassium carbonate (K<sub>2</sub>CO<sub>3</sub>), in a solvent, *e.g.*, acetonitrile (MeCN), provides Intermediate **2c**. Cyclization of Intermediate **2c** in the presence of a catalytic amount of a metal catalyst, *e.g.*, copper iodide (CuI), palladium acetate (Pd(OAc)<sub>2</sub>), etc., and a base, *e.g.*, potassium carbonate (K<sub>2</sub>CO<sub>3</sub>), in a solvent, *e.g.*, isopropanol (*i*-PrOH), optionally at elevated temperature provides Intermediate **2d**. Acylation of Intermediate **2d** with an acyl halide in the presence of a base, *e.g.*, sodium hydride (NaH), and optionally at elevated temperatures provides Intermediate **2e**. Alternatively, coupling of a carboxylic acid with Intermediate **2d** under standard coupling conditions using a coupling reagent, *e.g.*, 1-[bis(dimethylamino)methylene]-1H-1,2,3-triazolo[4,5-b]pyridinium3-oxide hexafluorophosphate (HATU), or O-benzotriazole-N,N,N',N'-tetramethyl-uronium-hexafluoro-phosphate (HBTU), and a base, *e.g.*, triethylamine or N,N-diisopropylethylamine (DIPEA), in a solvent, *e.g.*, dichloromethane or DMF provides Intermediate **2e**. Intermediate **2e** can also be obtained by reacting **2d** with a carboxylic acid and an activating agent, *e.g.*, 4-(4,6-dimethoxy-1,3,5-triazin-2-yl)-4-methylmorpholinium chloride (DMTMM), in a solvent, *e.g.*, dimethylformamide (DMF). Treatment of Intermediate **2e** with hydroxylamine and a base, *e.g.*, aqueous sodium hydroxide

(aq. NaOH) in a solvent, *e.g.*, tetrahydrofuran (THF) and/or methanol (MeOH), provides compounds of Formula (I).

**Scheme 2.** General synthesis of amides described in the disclosure.

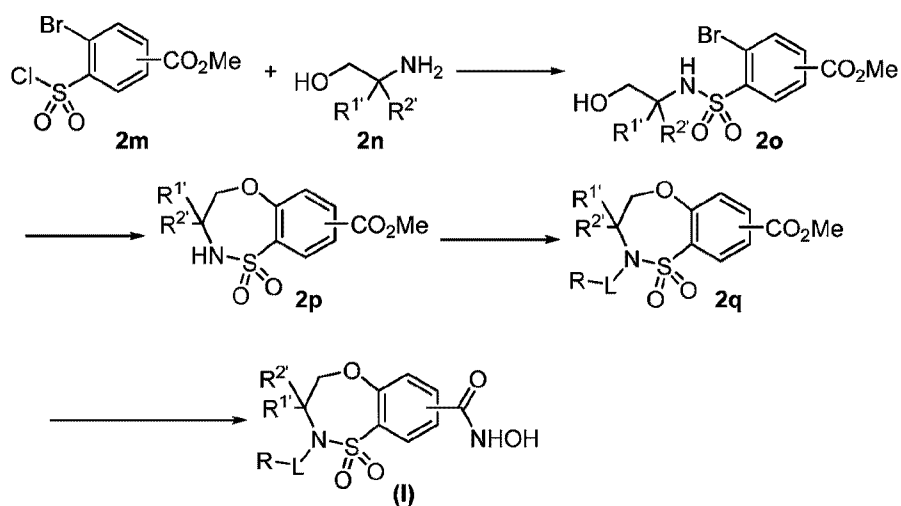


wherein L, R, R<sup>1'</sup>, and R<sup>2'</sup> are defined as in Formula (I).

**[0095]** The general way of preparing target molecules of Formula (I) by using intermediates **2f**, **2g**, **2h**, **2i**, **2j**, and **2k** is outlined in General Scheme 2. Nucleophilic addition of amine **2g** to Intermediate **2f** using a base, *e.g.*, N,N-diisopropylethylamine (DIEA), and in a solvent, *e.g.*, MeCN, dichloromethane (DCM), or DMF, provides Intermediate **2h**. Protection of the amine group in intermediate **2h** with a typical acid labile protecting group (*e.g.*, t-butoxycarbonyl (Boc)) using an alkyl chloride and 4-Dimethylaminopyridine (DMAP), in a solvent *e.g.*, DCM or tetrahydrofuran (THF), followed by hydrogenation in the presence of a metal catalyst, *e.g.*, palladium on carbon, and hydrogen (H<sub>2</sub>) gas in a solvent, *e.g.*, DCM, provides Intermediate **2i**. Cyclization of Intermediate **2i** in the presence of a base, *e.g.*, potassium carbonate (K<sub>2</sub>CO<sub>3</sub>), and in a solvent, *e.g.*, isopropanol (*i*-PrOH), optionally at elevated temperatures provides Intermediate **2j**. Acylation of Intermediate **2j** with an acyl halide in the presence of a base, *e.g.*, sodium hydride (NaH), and optionally at elevated temperatures provides Intermediate **2k**. Alternatively, coupling of a carboxylic acid with Intermediate **2j** under standard coupling conditions using a coupling reagent, *e.g.*, 1-[bis(dimethylamino)methylene]-1H-1,2,3-triazolo[4,5-b]pyridinium3-oxide hexafluoro-phosphate (HATU), or O-benzotriazole-N,N,N',N'-

tetramethyl-uronium-hexafluoro-phosphate (HBTU), and a base, *e.g.*, triethylamine or *N,N*-diisopropylethylamine (DIPEA), in a solvent, *e.g.*, dichloromethane or DMF provides Intermediate **2k**. Intermediate **2k** can also be obtained by reacting **2j** with a carboxylic acid and an activating agent, *e.g.*, 4-(4,6-dimethoxy-1,3,5-triazin-2-yl)-4-methylmorpholinium chloride (DMTMM), in a solvent, *e.g.*, dimethylformamide (DMF). Treatment of Intermediate **2k** with hydroxylamine and a base, *e.g.*, aqueous sodium hydroxide (aq. NaOH) in a solvent, *e.g.*, tetrahydrofuran (THF) and/or methanol (MeOH), provides compounds of Formula (I).

**Scheme 3.** General synthesis of sulfonamides described in the disclosure.

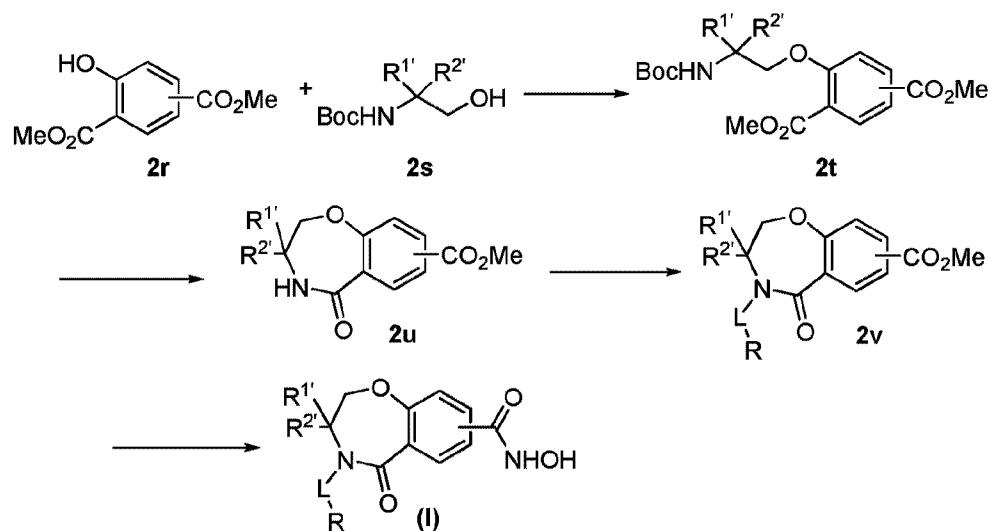


wherein L, R, R<sup>1</sup>, and R<sup>2</sup> are defined as in Formula (I).

[0096] The general way of preparing target molecules of Formula (I) by using intermediates **2m**, **2n**, **2o**, **2p**, and **2q**, is outlined in General Scheme 3. Sulfonylation of alcohol **2n** with Intermediate **2m** in the presence of a metal oxide, *e.g.*, MgO, and in a solvent, *e.g.*, THF and or water (H<sub>2</sub>O), provides Intermediate **2o**. Cyclization of Intermediate **2o** in the presence of a base, *e.g.*, sodium methoxide (NaOMe), and in a solvent, *e.g.*, methanol (MeOH), *i*-PrOH, etc., provides Intermediate **2p**. Acylation of Intermediate **2p** with an acyl halide in the presence of a base, *e.g.*, sodium hydride (NaH), and optionally at elevated temperatures provides Intermediate **2q**. Alternatively, coupling of a carboxylic acid with Intermediate **2p** under standard coupling conditions using a coupling reagent, *e.g.*, 1-[bis(dimethylamino)methylene]-1H-1,2,3-triazolo[4,5-b]pyridinium3-oxide hexafluoro-phosphate (HATU), or O-benzotriazole-*N,N,N',N'*-tetramethyl-uronium-hexafluoro-phosphate (HBTU), and a base, *e.g.*, triethylamine or *N,N*-

diisopropylethylamine (DIPEA), in a solvent, *e.g.*, dichloromethane or DMF provides Intermediate **2q**. Intermediate **2q** can also be obtained by reacting **2p** with a carboxylic acid and an activating agent, *e.g.*, 4-(4,6-dimethoxy-1,3,5-triazin-2-yl)-4-methylmorpholinium chloride (DMTMM), in a solvent, *e.g.*, dimethylformamide (DMF). Treatment of Intermediate **2q** with hydroxylamine and a base, *e.g.*, aqueous sodium hydroxide (aq. NaOH), in a solvent, *e.g.*, tetrahydrofuran (THF) and/or methanol (MeOH), provides compounds of Formula (I).

**Scheme 4.** General synthesis of amides described in the disclosure.

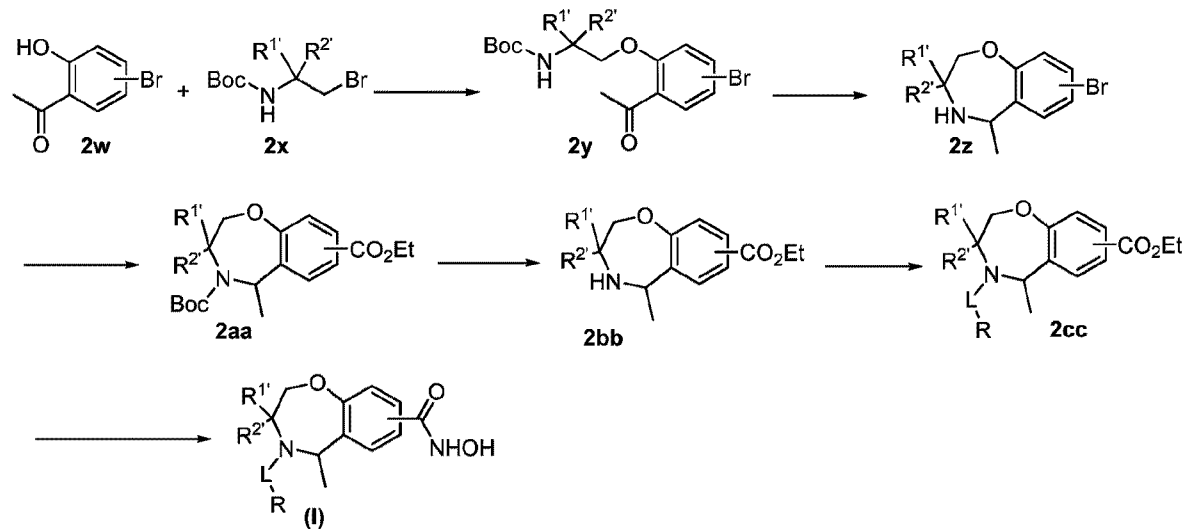


wherein L, R, R<sup>1</sup>, and R<sup>2</sup> are defined as in Formula (I).

[0097] The general way of preparing target molecules of Formula (I) by using intermediates **2r**, **2s**, **2t**, **2u**, and **2v**, is outlined in General Scheme 4. Intermediate **2t** can be obtained by alkylation of **2s** with phenol **2r** using a Mitsunobu reagent (*e.g.*, diethyl azodicarboxylate (DEAD) or diisopropyl azodicarboxylate (DIAD)), and triphenyl phosphine in a solvent, *e.g.*, tetrahydrofuran (THF), dichloromethane (DCM). Deprotection of intermediate **2t** using a strong acid such as trifluoroacetic acid (TFA) in a solvent, *e.g.*, dichloromethane (DCM), followed by cyclization in the presence of a base, *e.g.*, triethylamine (Et<sub>3</sub>N), and optionally in a solvent, *e.g.*, THF, MeOH, etc., at elevated temperature provides Intermediate **2u**. Acylation of Intermediate **2u** with an acyl halide in the presence of a base, *e.g.*, sodium hydride (NaH), and optionally at elevated temperatures provides Intermediate **2v**. Alternatively, coupling of a carboxylic acid with Intermediate **2u** under standard coupling conditions using a coupling reagent, *e.g.*, 1-

[bis(dimethylamino)methylene]-1H-1,2,3-triazolo[4,5-b]pyridinium3-oxide hexafluorophosphate (HATU), or O-benzotriazole-N,N,N',N'-tetramethyl-uronium-hexafluoro-phosphate (HBTU), and a base, *e.g.*, triethylamine or N,N-diisopropylethylamine (DIPEA), in a solvent, *e.g.*, dichloromethane or DMF provides Intermediate **2v**. Intermediate **2v** can also be obtained by reacting **2u** with a carboxylic acid and an activating agent, *e.g.*, 4-(4,6-dimethoxy-1,3,5-triazin-2-yl)-4-methylmorpholinium chloride (DMTMM), in a solvent, *e.g.*, dimethylformamide (DMF). Treatment of Intermediate **2v** with hydroxylamine and a base, *e.g.*, aqueous sodium hydroxide (aq. NaOH) in a solvent, *e.g.*, tetrahydrofuran (THF) and/or methanol (MeOH), provides compounds of Formula (I).

**Scheme 5.** General synthesis of chiral compounds described in the disclosure.



wherein L, R, R<sup>1</sup>, and R<sup>2</sup> are defined as in Formula (I).

[0098] The general way of preparing target molecules of Formula (I) by using intermediates **2w**, **2x**, **2y**, **2z**, **2aa**, **2bb**, and **2cc**, is outlined in General Scheme 5. Alkylation of phenol **2w** with Intermediate **2x** using potassium iodide (KI) and a base, *e.g.*, potassium carbonate (K<sub>2</sub>CO<sub>3</sub>), in a solvent, *e.g.*, MeCN, THF, etc., provides Intermediate **2y**. Deprotection of Intermediate **2y** using a strong acid such as trifluoroacetic acid (TFA) in a solvent, *e.g.*, dichloromethane (DCM) followed by cyclization via intramolecular reductive amination in the presence of sodium borohydride or sodium cyanoborohydride in a solvent, *e.g.*, THF, MeOH, etc., provides Intermediate **2z**. Protection of the amine group in intermediate **2z** with a typical acid labile protecting group (*e.g.*, t-butoxycarbonyl (Boc)) using an alkyl chloride and optionally 4- DMAP



in a solvent *e.g.*, DCM or tetrahydrofuran (THF), followed by carbonylation in the presence of a metal catalyst, *e.g.*, [1,1'-Bis(diphenylphosphino)ferrocene]palladium(II) dichloride, and carbon monoxide (CO) gas in a solvent, *e.g.*, DCM, provides Intermediate **2aa**. Deprotection of intermediate **2aa** using a strong acid such as trifluoroacetic acid (TFA) in a solvent, *e.g.*, dichloromethane (DCM) provides Intermediate **2bb**. Acylation of Intermediate **2bb** with an acyl halide in the presence of a base, *e.g.*, sodium hydride (NaH), and optionally at elevated temperatures provides Intermediate **2cc**. Alternatively, coupling of a carboxylic acid with Intermediate **2bb** under standard coupling conditions using a coupling reagent, *e.g.*, 1-[bis(dimethylamino)methylene]-1H-1,2,3-triazolo[4,5-b]pyridinium3-oxide hexafluorophosphate (HATU), or O-benzotriazole-N,N,N',N'-tetramethyl-uronium-hexafluoro-phosphate (HBTU), and a base, *e.g.*, triethylamine or N,N-diisopropylethylamine (DIPEA), in a solvent, *e.g.*, dichloromethane or DMF provides Intermediate **2cc**. Intermediate **2cc** can also be obtained by reacting **2bb** with a carboxylic acid and an activating agent, *e.g.*, 4-(4,6-dimethoxy-1,3,5-triazin-2-yl)-4-methylmorpholinium chloride (DMTMM), in a solvent, *e.g.*, dimethylformamide (DMF). Treatment of Intermediate **2cc** with hydroxylamine and a base, *e.g.*, aqueous sodium hydroxide (aq. NaOH), in a solvent, *e.g.*, tetrahydrofuran (THF) and/or methanol (MeOH), provides compounds of Formula (I).

#### Methods of Using the Disclosed Compounds

[0099] Another aspect of the disclosure relates to a method of treating a disease associated with HDAC, *e.g.*, HDAC6, modulation in a subject in need thereof. The method involves administering to a patient in need of treatment for diseases or disorders associated with HDAC, *e.g.*, HDAC6, modulation an effective amount of a compound of Formula I. In an embodiment, the disease can be, but is not limited to, cancer, neurodegenerative disease, neurodevelopmental disease, inflammatory or autoimmune disease, infection, metabolic disease, hematologic disease, or cardiovascular disease.

[00100] Another aspect of the disclosure is directed to a method of inhibiting an HDAC, *e.g.*, HDAC6. The method involves administering to a patient in need thereof an effective amount of Formula I.

[00101] The present disclosure relates to compositions capable of modulating the activity of (*e.g.*, inhibiting) HDACs, for instance HDAC6. The present disclosure also relates to the therapeutic use of such compounds.

[00102] One therapeutic use of the compounds of the present disclosure is to treat proliferative diseases or disorders such as cancer. Cancer can be understood as abnormal or unregulated cell growth within a patient and can include, but is not limited to lung cancer, ovarian cancer, breast cancer, prostate cancer, pancreatic cancer, hepatocellular cancer, renal cancer and leukemias such as acute myeloid leukemia and acute lymphoblastic leukemia. Additional cancer types include T-cell lymphoma (*e.g.*, cutaneous T-cell lymphoma, peripheral T-cell lymphoma), and multiple myeloma.

[00103] One therapeutic use of the compounds of the present disclosure is to treat neurological diseases or disorders or neurodegeneration. Neurological disorders are understood as disorders of the nervous system (*e.g.*, the brain and spinal cord). Neurological disorders or neurodegenerative diseases can include, but are not limited to epilepsy, attention deficit disorder (ADD), Alzheimer's disease, Parkinson's Disease, Huntington's Disease, amyotrophic lateral sclerosis, spinal muscular atrophy, essential tremor, central nervous system trauma caused by tissue injury, oxidative stress-induced neuronal or axonal degeneration, and multiple sclerosis.

[00104] Another therapeutic use of the compounds of the present disclosure is to treat neurodevelopmental disorders. Neurodevelopmental disorders can include, but are not limited to, Rett syndrome.

[00105] Another therapeutic use of the compounds of the present disclosure is also to treat inflammatory diseases or disorders. Inflammation can be understood as a host's response to an initial injury or infection. Symptoms of inflammation can include but are not limited to redness, swelling, pain, heat and loss of function. Inflammation may be caused by the upregulation of pro-inflammatory cytokines such as IL-1 $\beta$ , and increased expression of the FOXP3 transcription factor.

[00106] Another therapeutic use of the compounds of the present disclosure is also to treat autoimmune diseases or disorders. Autoimmune disorders are understood as disorders wherein a host's own immune system responds to tissues and substances occurring naturally in the host's body. Autoimmune diseases can include, but are not limited to Rheumatoid arthritis, spondylitis

arthritis, psoriatic arthritis, multiple sclerosis, systemic lupus erythematosus, inflammatory bowel disease, graft versus host disease, transplant rejection, fibrotic disease, Crohn's Disease, type-1 diabetes, Eczema, and psoriasis.

[00107] Another therapeutic use of the compounds of the present disclosure is also to treat infectious diseases or disorders. Infections or infectious diseases are caused by the invasion of a foreign pathogen. The infection may be caused by, for instance, a bacteria, a fungus, or virus. For example, a bacterial infection may be caused by a *E. coli*.

[00108] Yet another therapeutic use of the compounds of the present disclosure is also to treat metabolic diseases or disorders. Metabolic diseases can be characterized as abnormalities in the way that a subject stores energy. Metabolic disorders can include, but are not limited to metabolic syndrome, diabetes, obesity, high blood pressure, and heart failure.

[00109] Yet another therapeutic use of the compounds of the present disclosure is also to treat hematologic disorders. Hematologic diseases primarily affect the blood. Hematologic disorders can include, but are not limited to anemia, lymphoma, and leukemia.

[00110] Yet another therapeutic use of the compounds of the present disclosure is also to treat cardiovascular diseases or disorders. Cardiovascular diseases affect the heart and blood vessels of a patient. Exemplary conditions include but are not limited to cardiovascular stress, pressure overload, chronic ischemia, infarction-reperfusion injury, hypertension, atherosclerosis, peripheral artery disease, and heart failure.

[00111] Another aspect of the present disclosure relates to a compound of Formula (I), or a pharmaceutically acceptable salt, hydrate, solvate, prodrug, stereoisomer, or tautomer thereof, for use in treating or preventing a disease associated with HDAC6 modulation. In some embodiments, the disease is cancer, neurodegenerative disease, neurodevelopmental disorder, inflammatory or autoimmune disease, infection, metabolic disease, hematologic disease, or cardiovascular disease. In some embodiments, the compound inhibits a histone deacetylase. In another embodiment, the compound inhibits a zinc-dependent histone deacetylase. In another embodiment, the compound inhibits the HDAC6 isozyme zinc-dependent histone deacetylase.

[00112] In another aspect, the present disclosure relates to the use of a compound of Formula (I), or a pharmaceutically acceptable salt, hydrate, solvate, prodrug, stereoisomer, or tautomer

thereof, in the manufacture of a medicament for treating or preventing a disease associated with HDAC6 modulation. In some embodiments, the disease is cancer, neurodegenerative disease, neurodevelopmental disorder, inflammatory or autoimmune disease, infection, metabolic disease, hematologic disease, or cardiovascular disease. In some embodiments, the compound inhibits a histone deacetylase. In another embodiment, the compound inhibits a zinc-dependent histone deacetylase. In another embodiment, the compound inhibits the HDAC6 isozyme zinc-dependent histone deacetylase.

**[00113]** In some embodiments, the cancer is cutaneous T-cell lymphoma, peripheral T-cell lymphoma, multiple myeloma, leukemia, lung, ovarian, breast, prostate, pancreatic, hepatocellular or renal cancer. In other embodiments, the neurodegenerative disease is Alzheimer's, Huntington's, Parkinson's, Amyotrophic Lateral Sclerosis, or spinal muscular atrophy. In other embodiments, the neurodevelopmental disorder is Rett syndrome. In yet other embodiments, the inflammatory or autoimmune disease is rheumatoid arthritis, spondylitis arthritis, psoriatic arthritis, psoriasis, multiple sclerosis, systemic lupus erythematosus, inflammatory bowel diseases, graft versus host disease, transplant rejection or fibrotic disease.

**[00114]** The disclosed compound can be administered in effective amounts to treat or prevent a disorder and/or prevent the development thereof in subjects.

**[00115]** Administration of the disclosed compounds can be accomplished via any mode of administration for therapeutic agents. These modes include systemic or local administration such as oral, nasal, parenteral, transdermal, subcutaneous, vaginal, buccal, rectal or topical administration modes.

**[00116]** Depending on the intended mode of administration, the disclosed compositions can be in solid, semi-solid or liquid dosage form, such as, for example, injectables, tablets, suppositories, pills, time-release capsules, elixirs, tinctures, emulsions, syrups, powders, liquids, suspensions, or the like, sometimes in unit dosages and consistent with conventional pharmaceutical practices. Likewise, they can also be administered in intravenous (both bolus and infusion), intraperitoneal, subcutaneous or intramuscular form, all using forms well known to those skilled in the pharmaceutical arts.

**[00117]** Illustrative pharmaceutical compositions are tablets and gelatin capsules comprising a Compound of the Disclosure and a pharmaceutically acceptable carrier, such as a) a diluent, *e.g.*, purified water, triglyceride oils, such as hydrogenated or partially hydrogenated vegetable oil, or mixtures thereof, corn oil, olive oil, sunflower oil, safflower oil, fish oils, such as EPA or DHA, or their esters or triglycerides or mixtures thereof, omega-3 fatty acids or derivatives thereof, lactose, dextrose, sucrose, mannitol, sorbitol, cellulose, sodium, saccharin, glucose and/or glycine; b) a lubricant, *e.g.*, silica, talcum, stearic acid, its magnesium or calcium salt, sodium oleate, sodium stearate, magnesium stearate, sodium benzoate, sodium acetate, sodium chloride and/or polyethylene glycol; for tablets also; c) a binder, *e.g.*, magnesium aluminum silicate, starch paste, gelatin, tragacanth, methylcellulose, sodium carboxymethylcellulose, magnesium carbonate, natural sugars such as glucose or beta-lactose, corn sweeteners, natural and synthetic gums such as acacia, tragacanth or sodium alginate, waxes and/or polyvinylpyrrolidone, if desired; d) a disintegrant, *e.g.*, starches, agar, methyl cellulose, bentonite, xanthan gum, alginic acid or its sodium salt, or effervescent mixtures; e) absorbent, colorant, flavorant and sweetener; f) an emulsifier or dispersing agent, such as Tween<sup>™</sup> 80, Labrasol, HPMC, DOSS, caproyl 909, labrafac, labrafil, peceol, transcutool, capmul MCM, capmul PG-12, captex 355, gelucire, vitamin E TGPS or other acceptable emulsifier; and/or g) an agent that enhances absorption of the compound such as cyclodextrin, hydroxypropyl-cyclodextrin, PEG400, PEG200.

**[00118]** Liquid, particularly injectable, compositions can, for example, be prepared by dissolution, dispersion, etc. For example, the disclosed compound is dissolved in or mixed with a pharmaceutically acceptable solvent such as, for example, water, saline, aqueous dextrose, glycerol, ethanol, and the like, to thereby form an injectable isotonic solution or suspension. Proteins such as albumin, chylomicron particles, or serum proteins can be used to solubilize the disclosed compounds.

**[00119]** The disclosed compounds can be also formulated as a suppository that can be prepared from fatty emulsions or suspensions; using polyalkylene glycols such as propylene glycol, as the carrier.

**[00120]** The disclosed compounds can also be administered in the form of liposome delivery systems, such as small unilamellar vesicles, large unilamellar vesicles and multilamellar vesicles. Liposomes can be formed from a variety of phospholipids, containing cholesterol, stearylamine

or phosphatidylcholines. In some embodiments, a film of lipid components is hydrated with an aqueous solution of drug to a form lipid layer encapsulating the drug, as described in U.S. Pat. No. 5,262,564.

**[00121]** Disclosed compounds can also be delivered by the use of monoclonal antibodies as individual carriers to which the disclosed compounds are coupled. The disclosed compounds can also be coupled with soluble polymers as targetable drug carriers. Such polymers can include, but are not limited to polyvinylpyrrolidone, pyran copolymer, polyhydroxypropylmethacrylamidephenol, polyhydroxyethylaspanamidephenol, or polyethyleneoxidepolylysine substituted with palmitoyl residues. Furthermore, the disclosed compounds can be coupled to a class of biodegradable polymers useful in achieving controlled release of a drug, for example, polylactic acid, polyepsilon caprolactone, polyhydroxy butyric acid, polyorthoesters, polyacetals, polydihydropyrans, polycyanoacrylates and cross-linked or amphipathic block copolymers of hydrogels. In one embodiment, disclosed compounds are not covalently bound to a polymer, *e.g.*, a polycarboxylic acid polymer, or a polyacrylate.

**[00122]** Parental injectable administration is generally used for subcutaneous, intramuscular or intravenous injections and infusions. Injectables can be prepared in conventional forms, either as liquid solutions or suspensions or solid forms suitable for dissolving in liquid prior to injection.

**[00123]** Another aspect of the disclosure relates to a pharmaceutical composition comprising a compound of Formula I and a pharmaceutically acceptable carrier. The pharmaceutically acceptable carrier can further include an excipient, diluent, or surfactant.

**[00124]** Compositions can be prepared according to conventional mixing, granulating or coating methods, respectively, and the present pharmaceutical compositions can contain from about 0.1% to about 99%, from about 5% to about 90%, or from about 1% to about 20% of the disclosed compound by weight or volume.

**[00125]** The dosage regimen utilizing the disclosed compound is selected in accordance with a variety of factors including type, species, age, weight, sex and medical condition of the patient; the severity of the condition to be treated; the route of administration; the renal or hepatic function of the patient; and the particular disclosed compound employed. A physician or

veterinarian of ordinary skill in the art can readily determine and prescribe the effective amount of the drug required to prevent, counter or arrest the progress of the condition.

**[00126]** Effective dosage amounts of the disclosed compounds, when used for the indicated effects, range from about 0.5 mg to about 5000 mg of the disclosed compound as needed to treat the condition. Compositions for in vivo or in vitro use can contain about 0.5, 5, 20, 50, 75, 100, 150, 250, 500, 750, 1000, 1250, 2500, 3500, or 5000 mg of the disclosed compound, or, in a range of from one amount to another amount in the list of doses. In one embodiment, the compositions are in the form of a tablet that can be scored.

**[00127]** Without wishing to be bound by any particular theory, the compounds of the present disclosure can inhibit HDACs such as HDAC6 by interacting with the zinc ( $Zn^{2+}$ ) ion in the protein's active site via the hydroxamic acid group bound to the aromatic ring of the compound. The binding can prevent the zinc ion from interacting with its natural substrates, thus inhibiting the enzyme.

### **Examples**

**[00128]** The disclosure is further illustrated by the following examples and synthesis examples, which are not to be construed as limiting this disclosure in scope or spirit to the specific procedures herein described. It is to be understood that the examples are provided to illustrate certain embodiments and that no limitation to the scope of the disclosure is intended thereby. It is to be further understood that resort may be had to various other embodiments, modifications, and equivalents thereof which may suggest themselves to those skilled in the art without departing from the spirit of the present disclosure and/or scope of the appended claims.

**[00129]** The present disclosure includes a number of unique features and advantages compared with other inhibitors of HDAC enzymes, for instance HDAC6. For instance, the present disclosure features a unique class of small molecule therapeutic agents of Formula I. The compounds were designed by using crystal structure information of HDAC ligand-protein complexes as well as advanced computational chemistry tools. These techniques led to the development of new chemical scaffolds that were iteratively refined to optimize key recognition features between the ligand and receptor known to be necessary for potency.

**[00130]** Definitions used in the following examples and elsewhere herein are:

aq.:	aqueous
Boc:	t-butoxycarbonyl
CDCl <sub>3</sub> :	deuterated chloroform
CH <sub>2</sub> Cl <sub>2</sub> :	methylene chloride, dichloromethane
CuI:	copper (I) iodide
DIEA:	diisopropylethylamine
DMA:	dimethylacetamide
DMC:	2-chloro-1,3-dimethylimidazolium chloride
DMF:	N,N-dimethylformamide
DMSO:	dimethylsulfoxide
DMTMM:	4-(4,6-Dimethoxy-1,3,5-triazin-2-yl)-4-methylmorpholinium chloride
Et <sub>3</sub> N:	triethylamine
EtOAc:	ethyl acetate
EtOH	ethanol
h:	hours
H <sub>2</sub> O:	water
HATU:	1-[bis(dimethylamino)methylene]-1H-1,2,3-triazolo[4,5-b]pyridinium 3-oxid hexafluorophosphate
HCl:	hydrochloric acid
K <sub>2</sub> CO <sub>3</sub> :	potassium carbonate
MeCN:	acetonitrile
MeOH:	methanol
MgSO <sub>4</sub> :	magnesium sulfate
min:	minutes
Na <sub>2</sub> SO <sub>4</sub> :	sodium sulfate
NaOH:	sodium hydroxide
NH <sub>2</sub> OH:	hydroxylamine
NH <sub>4</sub> HCO <sub>3</sub> :	ammonium bicarbonate
NH <sub>4</sub> OH	ammonium hydroxide
Pd(dppf)Cl <sub>2</sub> :	[1,1'-bis(diphenylphosphino)ferrocene]dichloropalladium(II)



$\text{Pd}(\text{dppf})\text{Cl}_2 \cdot \text{CH}_2\text{Cl}_2$ : [1,1'-bis(diphenylphosphino)ferrocene]dichloropalladium(II)-dichloromethane adduct

$\text{Pd}(\text{OAc})_2$ : palladium(II) acetate

pet. ether: petroleum ether

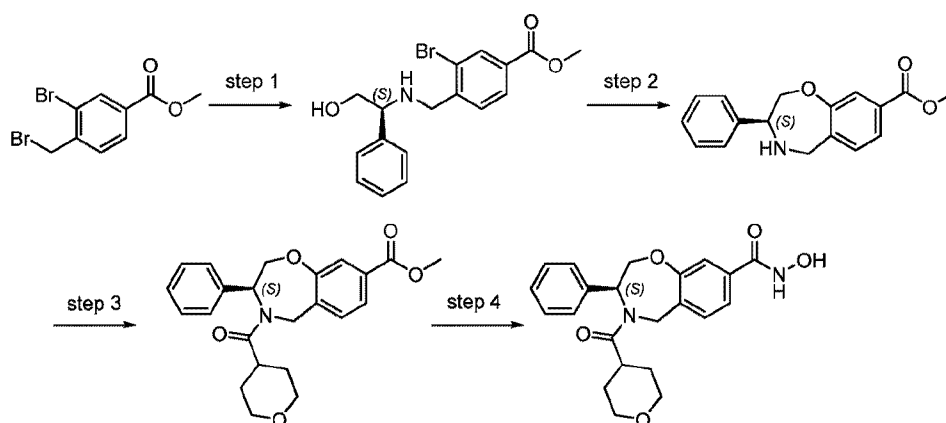
prep-HPLC: preparatory high pressure liquid chromatography

TFA: trifluoroacetic acid

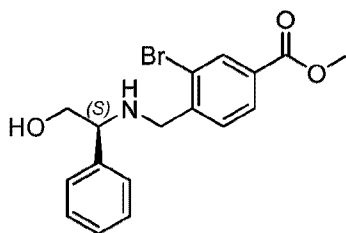
THF: tetrahydrofuran

THP: tetrahydropyran

**Example 1 – Preparation of (S)-N-hydroxy-3-phenyl-4-(tetrahydro-2H-pyran-4-carbonyl)-2,3,4,5-tetrahydrobenzo[f][1,4]oxazepine-8-carboxamide**



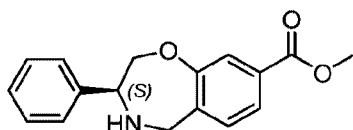
**Step-1: Methyl (S)-3-bromo-4-(((2-hydroxy-1-phenylethyl)amino)methyl)benzoate**



[00131] (S)-2-Amino-2-phenylethan-1-ol (7.5 g, 54.67 mmol, 2 equiv),  $\text{K}_2\text{CO}_3$  (5.68 g, 40.8 mmol, 1.5 equiv), and MeCN (120 mL) were added to a 500-mL round-bottom flask. This was followed by the dropwise addition of a solution of methyl 3-bromo-4-(bromomethyl)benzoate (14 g, 45.46 mmol, 1 equiv) in MeCN (130 mL) with stirring at 0 °C. The resulting mixture was stirred overnight at room temperature. The solids were removed by filtration and the filtrate was

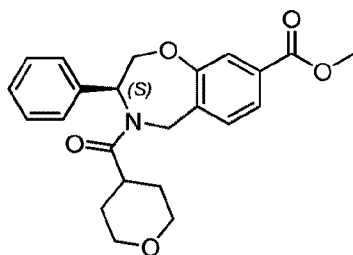
concentrated under vacuum. The residue was purified by silica gel chromatography (EtOAc/pet. ether, 1:1) to afford the title compound as a yellow oil (9 g, 54% yield). MS: (ES,  $m/z$ ): 364  $[M+H]^+$ .

**Step-2: Methyl (S)-3-phenyl-2,3,4,5-tetrahydrobenzo[f][1,4]oxazepine-8-carboxylate**



**[00132]** A solution of methyl (S)-3-bromo-4-(((2-hydroxy-1-phenylethyl)amino)methyl)benzoate (5 g, 13.73 mmol, 1 equiv) in isopropanol (120 mL) were added to a 150-mL sealed tube purged and maintained with an inert atmosphere of nitrogen. This was followed by the addition of  $K_2CO_3$  (2.85 g, 20.47 mmol, 1.5 equiv) and CuI (0.78 g, 4.12 mmol, 0.3 equiv). The resulting mixture was stirred overnight at 110 °C in an oil bath. The reaction was cooled to room temperature and then concentrated under vacuum. The residue was diluted with water (200 mL) and extracted with EtOAc (2 x 100 mL). The combined organic layers were washed with a 30%  $NH_4OH$  solution (100 mL) and brine (200 mL), dried over anhydrous  $Na_2SO_4$ , filtered, and concentrated under vacuum. The residue was purified by silica gel chromatography (EtOAc/pet. ether, 1:3 to 1:1) to afford the title compound as a yellow solid (1.4 g, 36% yield). MS: (ES,  $m/z$ ): 284  $[M+H]^+$ .

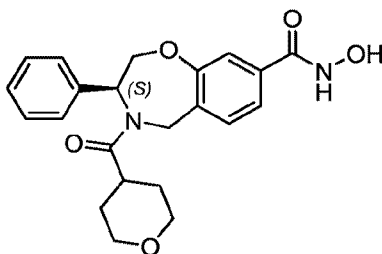
**Step-3: Methyl (S)-3-phenyl-4-(tetrahydro-2H-pyran-4-carbonyl)-2,3,4,5-tetrahydrobenzo[f][1,4]oxazepine-8-carboxylate**



**[00133]** Oxane-4-carboxylic acid (103 mg, 0.79 mmol, 1.5 equiv), DMF (10 mL) and DMTMM (294 mg, 1.06 mmol, 2 equiv) were added to a 100-mL round-bottom flask and the resulting solution was stirred for 30 min at room temperature. Methyl (S)-3-phenyl-2,3,4,5-tetrahydrobenzo[f][1,4]oxazepine-8-carboxylate (150 mg, 0.53 mmol, 1 equiv) was then added.

The resulting solution was stirred overnight at room temperature and then concentrated under vacuum. The resulting residue was purified by silica gel chromatography (EtOAc/pet. ether, 1:10 to 1:1) to afford the title compound as a white solid (132 mg, 63% yield). MS: (ES,  $m/z$ ): 396  $[M+H]^+$ .

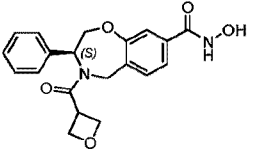
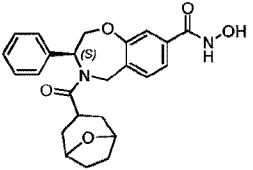
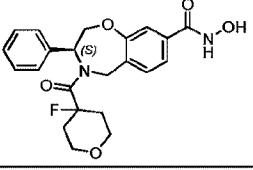
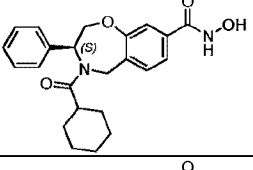
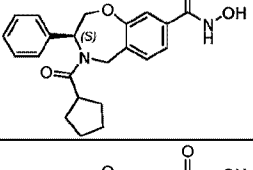
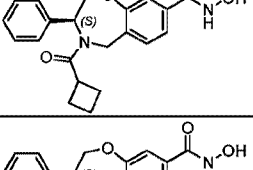
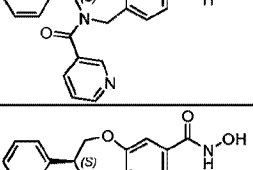
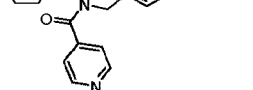
**Step-4: (S)-N-Hydroxy-3-phenyl-4-(tetrahydro-2H-pyran-4-carbonyl)-2,3,4,5-tetrahydrobenzo[f][1,4]oxazepine-8-carboxamide**

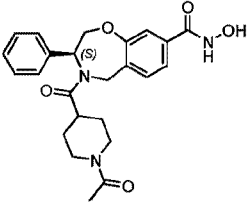


**[00134]** Methyl (S)-3-phenyl-4-(tetrahydro-2H-pyran-4-carbonyl)-2,3,4,5-tetrahydrobenzo[f][1,4]oxazepine-8-carboxylate (132 mg, 0.33 mmol, 1 equiv), THF/MeOH (4:1, 2.5 mL),  $\text{NH}_2\text{OH}$  (50% in water, 2205 mg, 33.42 mmol, 100 equiv), and aq. 1N NaOH (0.67 mL, 2 equiv) were added to a 25-mL round-bottom flask and the resulting solution was stirred for 2 h at room temperature. The crude product was purified by prep-HPLC (Column: XBridge C18 OBD, 5 $\mu\text{m}$ , 19 x 150 mm; Mobile Phase A: Water/0.1% formic acid; Mobile Phase B: MeCN; Detector, UV 254 nm) to afford the title compound as a white solid (66.6 mg, 46% yield).  $^1\text{H-NMR}$  (300 MHz,  $\text{DMSO-d}_6$ )  $\delta$ (ppm): 11.22-11.12 (br s, 1H), 7.46-7.21 (m, 8H), 5.92-5.68 (m, 1H), 5.24-4.56 (m, 4H), 3.87-3.72 (m, 1H), 3.71-3.66 (m, 1H), 3.46-3.25 (m, 1H), 3.21-3.08 (m, 1H), 2.93-2.71 (m, 1H), 1.72-1.35 (m, 3H), 1.12-0.81 (m, 1H). MS: (ES,  $m/z$ ): 397  $[M+H]^+$ .

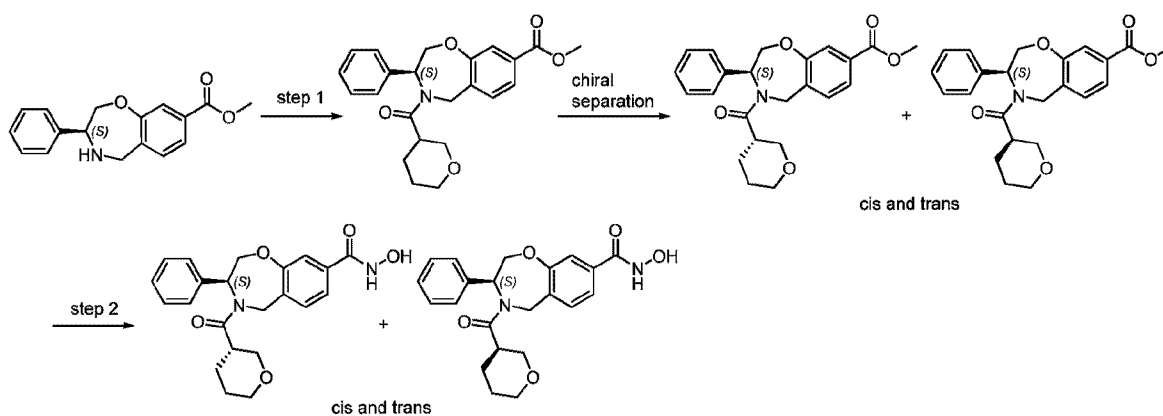
**Table-1:** The following compounds were prepared according to the method of Example 1, using (R)-2-amino-2-phenylethan-1-ol or (S)-2-amino-2-phenylethan-1-ol in Step 1 where appropriate.

<u>Structure</u>	<u>Found</u> <u>M+H</u>	<u><math>^1\text{H-NMR}</math> (300 MHz, <math>\text{DMSO-d}_6</math>) <math>\delta</math>(ppm)</u>
	(ES, $m/z$ ): 397 $[M+H]^+$	11.20 (br s, 1H), 7.44-7.21 (m, 8H), 5.90-5.87 (m, 1H), 5.23-4.58 (m, 4H), 3.89-3.67 (m, 2H), 3.43-3.30 (m, 1H), 3.17-3.09 (m, 1H), 2.90-2.72 (m, 1H), 1.68-1.35 (m, 3H), 1.10-0.83 (m, 1H)

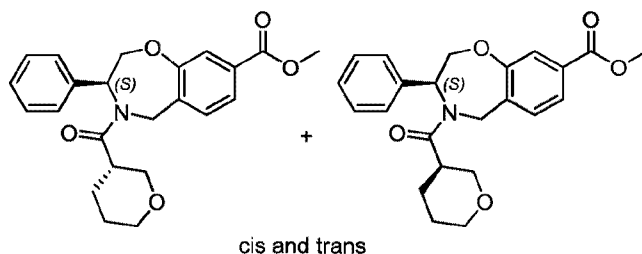
<b>Structure</b>	<b>Found M+H</b>	<b><sup>1</sup>H-NMR (300 MHz, DMSO-d<sub>6</sub>) δ(ppm)</b>
	(ES, <i>m/z</i> ): 369 [M+H] <sup>+</sup>	11.14 (br s, 1H), 9.03 (br s, 1H), 7.39-7.20 (m, 8H), 5.90-5.88 (m, 0.5H), 5.23-5.12 (m, 0.5H), 4.98-4.94 (m, 0.5H), 4.79-4.50 (m, 5H), 4.45-4.34 (m, 1H), 4.23-4.05 (m, 2H)
	(ES, <i>m/z</i> ): 423 [M+H] <sup>+</sup>	11.15 (br s, 1H), 9.02 (br s, 1H), 7.43-7.18 (m, 8H), 5.89-5.70 (m, 1H), 5.27-5.22 (m, 0.5H), 4.96-4.95 (m, 1H), 4.78-4.46 (m, 2.5H), 4.29-4.27 (m, 1H), 4.07 (s, 1H), 3.10-2.88 (m, 1H), 1.80-1.43 (m, 7H)
	(ES, <i>m/z</i> ): 415 [M+H] <sup>+</sup>	11.13 (br s, 1H), 9.06 (br, 1H), 7.41-7.22 (m, 8H), 5.97-5.74 (m, 1H), 5.17 (d, <i>J</i> = 20 Hz, 1H), 5.18-4.96 (m, 1H), 4.81-4.71 (m, 1H), 4.65-4.49 (m, 1H), 3.85-3.62 (m, 3H), 3.60-3.41 (m, 1H), 2.30-1.72 (m, 3H), 1.71-1.48 (m, 1H)
	(ES, <i>m/z</i> ): 395 [M+H] <sup>+</sup>	11.14 (br s, 1H), 9.05 (br s, 1H), 7.43-7.20 (m, 8H), 5.91-5.81 (m, 1H), 5.20-5.17 (m, 1H), 4.93-4.91 (m, 1H), 4.71-4.58 (m, 2H), 2.51-2.49 (m, 1H), 1.57-1.53 (m, 4H), 1.36-1.00 (m, 6H)
	(ES, <i>m/z</i> ): 381 [M+H] <sup>+</sup>	11.15 (br s, 1H), 9.02 (br s, 1H), 7.43-7.21 (m, 8H), 5.92-5.87 (m, 1H), 5.25-5.21 (m, 1H), 4.96-4.93 (m, 1H), 4.74-4.58 (m, 2H), 3.01-2.90 (m, 1H), 2.05-1.90 (m, 1H), 1.61-1.33 (m, 7H)
	(ES, <i>m/z</i> ): 367 [M+H] <sup>+</sup>	11.12 (br s, 1H), 9.02 (br s, 1H), 7.42-7.20 (m, 8H), 5.87-5.84 (m, 1H), 4.96-4.92 (m, 1H), 4.68-4.57 (m, 3H), 3.34-3.30 (m, 1H), 2.28-2.26 (m, 1H), 2.19-2.14 (m, 1H), 1.88-1.80 (m, 1H), 1.77-1.65 (m, 3H)
	(ES, <i>m/z</i> ): 390 [M+H] <sup>+</sup>	11.02 (s, 1H), 9.11 (s, 1H), 8.66-8.59 (m, 1H), 8.32-8.26 (m, 1H), 7.59-7.25 (m, 9.5H), 6.81-6.79 (m, 0.5H), 5.98-5.95 (m, 0.5H), 5.30-5.21 (m, 1H), 5.12-5.07 (m, 0.5H), 4.83-4.43 (m, 3H)
	(ES, <i>m/z</i> ): 390 [M+H] <sup>+</sup>	11.18 (s, 1H), 9.07 (s, 1H), 8.61-8.55 (m, 2H), 7.50-7.27 (m, 7.5H), 7.13-7.05 (m, 2H), 6.77-6.75 (m, 0.5H), 5.98-5.94 (m, 0.5H), 5.30-5.26 (m, 0.5H), 5.12-5.06 (m, 1H), 4.79-4.58 (m, 2.5H), 4.39-4.34 (m, 0.5H)

Structure	Found <u>M+H</u>	<sup>1</sup> H-NMR (300 MHz, DMSO-d <sub>6</sub> ) δ(ppm)
	(ES, <i>m/z</i> ): 438 [M+H] <sup>+</sup>	11.19 (br s, 1H), 9.09 (m, 1H), 7.47-7.21 (m, 8H), 5.91-5.87 (m, 0.6H), 5.73-5.71 (m, 0.4H), 5.25-5.1. (m, 0.4H), 4.99 (s, 1H), 4.74-4.58 (m, 2H), 4.44-4.15 (m, 1H), 3.87-3.61 (m, 1H), 3.19-3.00 (m, 0.6H), 2.99-2.72 (m, 1.5H), 2.70-2.58 (m, 0.5H), 2.42-2.28 (m, 0.5H), 1.97-1.92 (m, 3H), 1.91-1.61 (m, 1H), 1.52-1.15 (m, 3H), 1.03-0.92 (m, 0.6H)

**Example 2 – Preparation of (S)-N-hydroxy-3-phenyl-4-((S)-tetrahydro-2H-pyran-3-carbonyl)-2,3,4,5-tetrahydrobenzo[f][1,4]oxazepine-8-carboxamide and (S)-N-hydroxy-3-phenyl-4-((R)-tetrahydro-2H-pyran-3-carbonyl)-2,3,4,5-tetrahydrobenzo[f][1,4]oxazepine-8-carboxamide**

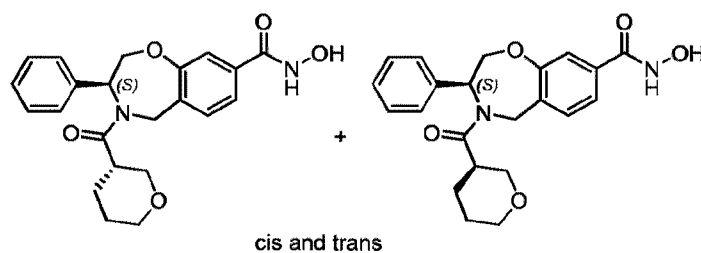


**Step-1: Methyl (S)-3-phenyl-4-((S)-tetrahydro-2H-pyran-3-carbonyl)-2,3,4,5-tetrahydrobenzo[f][1,4]oxazepine-8-carboxylate and Methyl (S)-3-phenyl-4-((R)-tetrahydro-2H-pyran-3-carbonyl)-2,3,4,5-tetrahydrobenzo[f][1,4]oxazepine-8-carboxylate**



[00135] A solution of oxane-3-carboxylic acid (105 mg, 0.81 mmol, 1.5 equiv) in DMF (3 mL) and DMTMM (300 mg, 1.08 mmol, 2 equiv) were added to an 8-mL vial and the resulting solution was stirred for 30 min at room temperature. Methyl (S)-3-phenyl-2,3,4,5-tetrahydrobenzo[f][1,4]oxazepine-8-carboxylate (150 mg, 0.53 mmol, 1 equiv) was then added. The resulting solution was stirred for 5 h at room temperature and then poured into 30 mL of water. The solution was extracted with EtOAc (3 x 30 mL). The combined organic layers were washed with brine (3 x 30 mL), dried over anhydrous Na<sub>2</sub>SO<sub>4</sub>, filtered, and concentrated under vacuum. The residue was purified by silica gel chromatography (EtOAc/pet. ether, 1:10 to 1:1) to afford the racemate of title compounds as a white solid (181 mg, 86% yield). The racemate was separated by chiral prep-HPLC (Column: Chiralpak IC, 5 μm, 2 x 25cm; Mobile Phase A: hexanes; Mobile Phase B: EtOH; Flow rate: 16 mL/min; Gradient: 50% B for 40 min; Detector: UV 254, 220 nm) to afford the single isomers of the title compounds as white solids. First eluting isomer, arbitrarily drawn as the S tetrahydropyran isomer: (80 mg, 76% yield); second eluting isomer, arbitrarily drawn as the R tetrahydropyran isomer: (70 mg, 67% yield). MS: (ES, *m/z*): 396 [M+H]<sup>+</sup>.

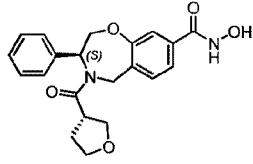
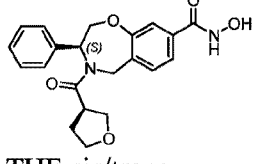
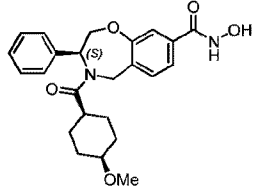
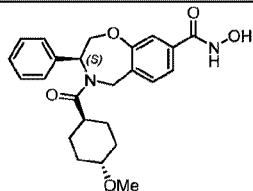
*Step-2:* (S)-N-Hydroxy-3-phenyl-4-((S)-tetrahydro-2H-pyran-3-carbonyl)-2,3,4,5-tetrahydrobenzo[f][1,4]oxazepine-8-carboxamide and (S)-N-Hydroxy-3-phenyl-4-((R)-tetrahydro-2H-pyran-3-carbonyl)-2,3,4,5-tetrahydrobenzo[f][1,4]oxazepine-8-carboxamide



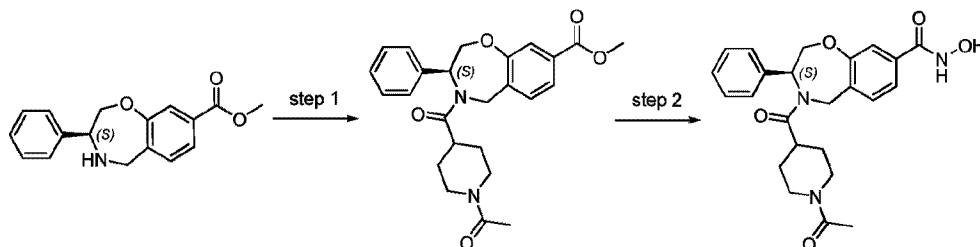
[00136] Into 8-mL vials was added each of the separated isomers from Step 1 (80 mg, 0.20 mmol; and 70 mg, 0.18 mmol; 1 equiv) in THF/MeOH (4:1, 2 mL) followed by aq. 1N NaOH (2 equiv) and NH<sub>2</sub>OH (50% in H<sub>2</sub>O, 120 equiv). The resulting solution was stirred for 1 h at room temperature. The solids were removed by filtration and the crude products were purified by prep-HPLC (Column: Xbridge Prep C18 OBD, 5 μm, 19 x 150 mm; Mobile Phase A: Water/0.1% formic acid; Mobile Phase B: MeCN; Flow rate: 20 mL/min; Gradient: 5% B to 49% B in 8 min; Detector, UV 254, 220 nm) to afford the title compounds as white solids. Product from the

reaction with the first eluting isomer of Step 1: (42.7 mg, 53% yield);  $^1\text{H-NMR}$  (400 MHz,  $\text{DMSO-d}_6$ )  $\delta(\text{ppm})$ : 11.15 (s, 1H), 8.99 (s, 1H), 7.42-7.19 (m, 8H), 5.87-5.66 (m, 1H), 5.20-4.56 (m, 4H) 3.91-3.74 (m, 2H), 3.27-3.18 (m, 2H), 2.93-2.71 (m, 1H), 1.58-1.03 (m, 4H). MS: (ES,  $m/z$ ): 397  $[\text{M}+\text{H}]^+$ . Product from the reaction with the second eluting isomer of Step 1: (34.6 mg, 49% yield);  $^1\text{H-NMR}$  (400 MHz,  $\text{DMSO-d}_6$ )  $\delta(\text{ppm})$ : 11.17 (s, 1H), 9.02 (s, 1H), 7.44-7.19 (m, 8H), 5.86-5.63 (m, 1H), 5.20-4.58 (m, 4H), 3.72-3.58 (m, 1H), 3.45-3.41 (m, 0.5H), 3.28-3.15 (m, 2.5H), 2.82-2.65 (m, 1H), 1.99-1.81 (m, 1H), 1.63-1.49 (m, 3H). MS: (ES,  $m/z$ ): 397  $[\text{M}+\text{H}]^+$ .

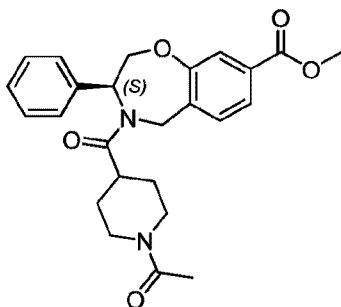
**Table-2:** The following compounds were prepared according to the method of Example 2.

<b>Structure</b>	<b>Found M+H</b>	<b><math>^1\text{H-NMR}</math> (400 MHz, <math>\text{DMSO-d}_6</math>) <math>\delta(\text{ppm})</math></b>
 THF cis/trans	(ES, $m/z$ ): 383 $[\text{M}+\text{H}]^+$	11.19 (br s, 1H), 9.08 (br s, 1H), 7.46-7.21 (m, 8H), 5.90-5.64 (m, 1H), 5.21-4.58 (m, 4H), 4.09-3.96 (m, 1H), 3.70-3.51 (m, 3H), 3.36-3.24 (m, 1H), 1.84-1.59 (m, 2H)
 THF cis/trans	(ES, $m/z$ ): 383 $[\text{M}+\text{H}]^+$	11.19 (br s, 1H), 9.06 (br s, 1H), 7.45-7.22 (m, 8H), 5.90-5.68 (m, 1H), 5.26-4.58 (m, 4H), 3.68-3.60 (m, 2H), 3.49-3.24 (m, 3H), 2.26-1.78 (m, 2H)
 cis/trans	(ES, $m/z$ ): 425 $[\text{M}+\text{H}]^+$	11.09 (br s, 1H), 9.04 (br s, 1H), 7.45-7.21 (m, 8H), 5.90-5.62 (m, 1H), 5.23-4.57 (m, 4H), 3.19-3.16 (d, $J = 11.2$ Hz, 3H), 3.01-2.99 (m, 1H), 2.68-2.56 (m, 1H), 2.02-1.82 (m, 3H), 1.41-0.93 (m, 5H)
 cis/trans	(ES, $m/z$ ): 425 $[\text{M}+\text{H}]^+$	11.08 (br s, 1H), 9.06 (br s, 1H), 7.45-7.21 (m, 8H), 5.91-5.62 (m, 1H), 5.24-4.57 (m, 4H), 3.38-3.29 (m, 1H), 3.14-3.13 (d, $J = 7.2$ Hz, 3H), 2.67-2.64 (m, 1H), 1.88-1.71 (m, 1H), 1.68-1.39 (m, 5H), 1.19-0.74 (m, 2H)

**Example 3 – Preparation of (S)-4-(1-acetylpiperidine-4-carbonyl)-N-hydroxy-3-phenyl-2,3,4,5-tetrahydrobenzo[f][1,4]oxazepine-8-carboxamide**



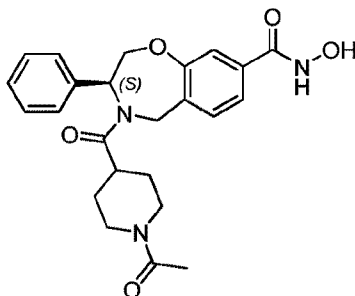
*Step-1:* Methyl (S)-4-(1-acetylpiperidine-4-carbonyl)-3-phenyl-2,3,4,5-tetrahydrobenzo[f][1,4]oxazepine-8-carboxylate



[00137] 1-acetylpiperidine-4-carboxylic acid (49 mg, 0.34 mmol, 1.2 equiv), DMF (3 mL), HATU (129 mg, 0.34 mmol, 1.2 equiv), and DIEA (149 mg, 1.15 mmol, 4 equiv) were added to an 8-mL vial. This was followed by the dropwise addition of methyl (S)-3-phenyl-2,3,4,5-tetrahydrobenzo[f][1,4]oxazepine-8-carboxylate (80 mg, 0.28 mmol, 1 equiv) in DMF (2 mL) with stirring at 0 °C and the resulting solution was stirred overnight at room temperature. The reaction mixture was then poured into 20 mL of H<sub>2</sub>O and extracted with EtOAc (3 x 25 mL). The combined organic layers were washed with brine (2 x 25 mL), dried over anhydrous Na<sub>2</sub>SO<sub>4</sub>, filtered, and concentrated under vacuum. The resulting residue was purified by silica gel chromatography (EtOAc/pet. ether, 1:2) to afford the title compound as a yellow oil (33 mg, 29% yield). MS: (ES, *m/z*): 409 [M+H]<sup>+</sup>.



**Step-2: (S)-4-(1-Acetylpiperidine-4-carbonyl)-N-hydroxy-3-phenyl-2,3,4,5-tetrahydrobenzo[f][1,4]oxazepine-8-carboxamide**

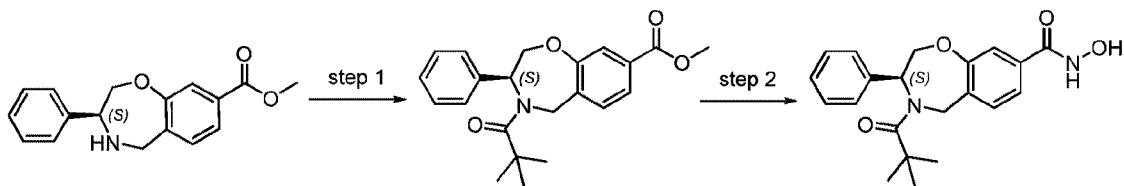


[00138] Methyl (S)-4-(1-acetylpiperidine-4-carbonyl)-3-phenyl-2,3,4,5-tetrahydrobenzo[f][1,4]oxazepine-8-carboxylate (33 mg, 0.08 mmol, 1 equiv), THF/MeOH (4:1, 2 mL),  $\text{NH}_2\text{OH}$  (50% in water, 320 mg, 4.84 mmol, 60 equiv), and aq. 1N NaOH (0.16 mL, 2 equiv) were added to an 8-mL vial and the resulting solution was stirred for 2 h at room temperature. The crude product was purified by prep-HPLC (Column: XBridge C18 OBD, 5  $\mu\text{m}$ , 19 x 250 mm; Mobile Phase A: Water/10 mM  $\text{NH}_4\text{HCO}_3$ ; Mobile Phase B: MeCN; Gradient: 6% B to 36% B in 8 min; Detector, UV 254, 220 nm) to afford the title compound as an off-white solid (7.4 mg, 22% yield).  $^1\text{H-NMR}$  (400 MHz,  $\text{DMSO-d}_6$ )  $\delta$ (ppm): 11.18 (br s, 1H), 9.05 (br s, 1H), 7.43-7.20 (m, 8H), 5.91-5.87 (m, 0.6H), 5.68-5.58 (m, 0.3H), 5.22 (d,  $J = 16.0$  Hz, 0.3H), 4.97-4.88 (m, 1H), 4.75-4.58 (m, 2.4H), 2.81-2.65 (m, 1H), 2.59-2.51 (m, 1.6H), 2.41-2.31 (m, 0.4H), 2.07 (d,  $J = 16.8$  Hz, 3H), 1.94-1.91 (m, 0.6H), 1.85-1.56 (m, 3.5H), 1.44-1.37 (m, 1H), 1.12 (d,  $J = 12.8$  Hz, 0.4H), 0.89 (d,  $J = 12.8$  Hz, 0.6H). MS: (ES,  $m/z$ ): 410  $[\text{M}+\text{H}]^+$ .

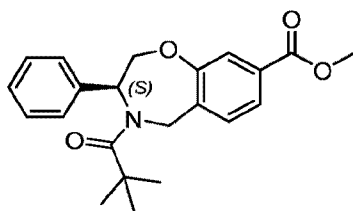
**Table-3:** The following compounds were prepared according to the method of Example 3.

<b>Structure</b>	<b>Found <math>\text{M}+\text{H}</math></b>	<b><math>^1\text{H-NMR}</math> (400 MHz, <math>\text{DMSO-d}_6</math>) <math>\delta</math>(ppm)</b>
	(ES, $m/z$ ): 383 $[\text{M}+\text{H}]^+$	11.16 (s, 1H), 9.01 (s, 1H), 7.29-7.42 (m, 3H), 7.23 (s, 5H), 6.00-6.06 (t, 1H), 4.98-5.80 (m, 4H), 2.77 (s, 3H), 0.76-1.23 (m, 4H)
	(ES, $m/z$ ): 385 $[\text{M}+\text{H}]^+$	11.15 (s, 1H), 9.03 (s, 1H), 7.43-7.20 (m, 8H), 6.44-6.40 (m, 0.4H), 5.81-5.77 (m, 0.6H), 5.59-5.54 (m, 0.6H), 5.15-5.03 (m, 1H), 4.78-4.41 (m, 2.4H), 2.89 (s, 1H), 2.70 (s, 2H), 1.42 (s, 2H), 1.28 (s, 1H), 1.17 (s, 2H), 1.13 (s, 1H)

**Example 4 – Preparation of (S)-N-hydroxy-3-phenyl-4-pivaloyl-2,3,4,5-tetrahydrobenzo[f][1,4]oxazepine-8-carboxamide**

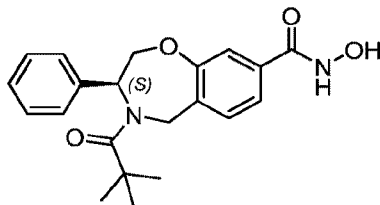


**Step-1: Methyl (S)-3-phenyl-4-pivaloyl-2,3,4,5-tetrahydrobenzo[f][1,4]oxazepine-8-carboxylate**



**[00139]** Methyl (S)-3-phenyl-2,3,4,5-tetrahydrobenzo [f][1,4]oxazepine-8-carboxylate (60 mg, 0.21 mmol, 1 equiv), CH<sub>2</sub>Cl<sub>2</sub> (5 mL), and Et<sub>3</sub>N (107 mg, 1.06 mmol, 5 equiv) were added to a 10-mL vial. This was followed by the addition of 2,2-dimethylpropanoyl chloride (77 mg, 0.64 mmol, 3 equiv) at 0 °C. The resulting solution was stirred for 2 h at room temperature and then poured into 20 mL of water and extracted with CH<sub>2</sub>Cl<sub>2</sub> (2 x 15 mL). The combined organic layers were dried over anhydrous Na<sub>2</sub>SO<sub>4</sub>, filtered, and concentrated under vacuum to afford the title compound as a yellow solid (78 mg). MS: (ES, *m/z*): 368 [M+H]<sup>+</sup>.

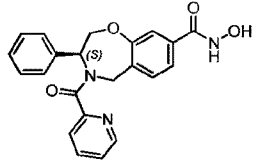
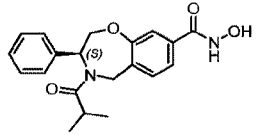
**Step-2: (S)-N-Hydroxy-3-phenyl-4-pivaloyl-2,3,4,5-tetrahydrobenzo[f][1,4]oxazepine-8-carboxamide**



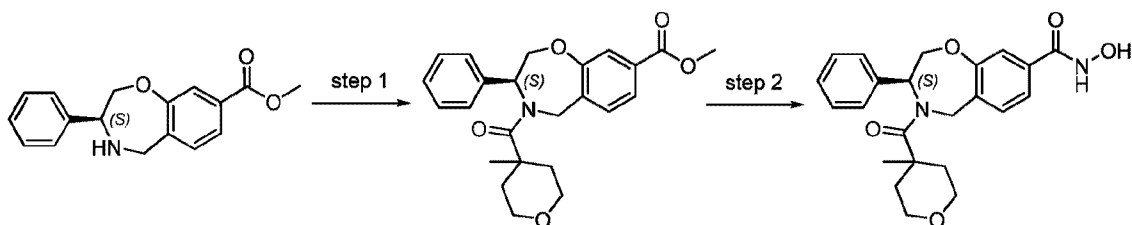
**[00140]** Methyl (S)-3-phenyl-4-pivaloyl-2,3,4,5-tetrahydrobenzo[f][1,4]oxazepine-8-carboxylate (78 mg, 0.21 mmol, 1 equiv), THF/MeOH (4:1, 2 mL), and NH<sub>2</sub>OH (50% in water, 842 mg, 12.75 mmol, 60 equiv) were added to a 25-mL round-bottom flask. This was followed

by the dropwise addition of aq. 1N NaOH (0.4 mL, 2 equiv). The resulting solution was stirred for 2 h at room temperature. The solids were then removed by filtration and the crude product was purified by prep-HPLC (Column: Xbridge RP C18 OBD, 5  $\mu$ m, 19 x 150 mm; Mobile Phase A: Water/0.1% formic acid; Mobile Phase B: MeCN; Gradient: 25% B to 50% B in 7 min; Detector, UV 254, 220 nm) to afford the title compound as a white solid (30.4 mg, 39% yield).  $^1\text{H-NMR}$  (400 MHz,  $\text{DMSO-d}_6$ )  $\delta$ (ppm): 11.13 (s, 1H), 9.02 (s, 1H), 7.41-7.27 (m, 7H), 7.21 (s, 1H), 5.87-5.83 (m, 1H), 5.11-5.07 (m, 1H), 4.71 (s, 2H), 4.49-4.43 (m, 1H), 1.13 (s, 9H). MS: (ES,  $m/z$ ): 369  $[\text{M}+\text{H}]^+$ .

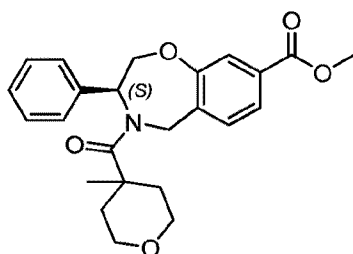
**Table-4:** The following compounds were prepared according to the method of Example 4.

<b>Structure</b>	<b>Found M+H</b>	<b><math>^1\text{H-NMR}</math> (400 MHz, <math>\text{DMSO-d}_6</math>) <math>\delta</math>(ppm)</b>
	(ES, $m/z$ ): 390 $[\text{M}+\text{H}]^+$	8.55-8.49 (m, 1H), 7.88-7.80 (m, 1H), 7.51-7.41 (m, 3H), 7.38-7.20 (m, 6.5H), 6.73-6.71 (m, 0.5H), 6.04-6.00 (m, 0.5H), 5.60-5.50 (m, 0.5H), 5.30-5.26 (d, $J = 15.6\text{ Hz}$ , 0.5H), 5.05-5.01 (d, $J = 15.6\text{ Hz}$ , 0.5H), 4.85-4.81 (m, 1H), 4.78-4.55 (m, 2H)
	(ES, $m/z$ ): 355 $[\text{M}+\text{H}]^+$	11.16 (s, 1H), 9.01 (s, 1H), 7.45-7.21 (m, 8H), 5.92-5.88 (m, 0.6 H), 5.62-5.58 (m, 0.4H), 5.26-5.22 (m, 0.4H), 4.96 (d, $J = 17.6\text{ Hz}$ , 0.6H), 4.88 (d, $J = 17.6\text{ Hz}$ , 0.6H), 4.74-4.71 (m, 0.4H), 4.68-4.58 (m, 2H), 2.92-2.85 (m, 0.6H), 2.73-2.70 (0.4H), 1.08 (d, $J = 6.8\text{ Hz}$ , 2H), 0.96 (d, $J = 6.4\text{ Hz}$ , 1H), 0.80 (d, $J = 6.4\text{ Hz}$ , 1H), 0.68 (d, $J = 6.8\text{ Hz}$ , 2H)

**Example 5 – Preparation of (S)-N-hydroxy-4-(4-methyltetrahydro-2H-pyran-4-carbonyl)-3-phenyl-2,3,4,5-tetrahydrobenzo[f][1,4]oxazepine-8-carboxamide**

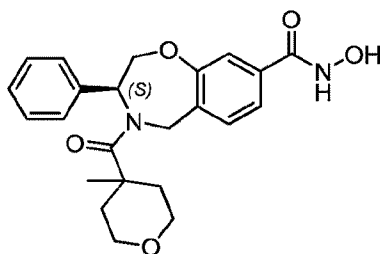


**Step-1:** Methyl (S)-4-(4-methyltetrahydro-2H-pyran-4-carbonyl)-3-phenyl-2,3,4,5-tetrahydrobenzo[f][1,4]oxazepine-8-carboxylate



[00141] Into an 8-mL vial was added 4-methyl-tetrahydro-2H-pyran-4-carboxylic acid (50 mg, 0.35 mmol, 1 equiv), and  $\text{CH}_2\text{Cl}_2$  (4 mL) followed by the addition of oxalyl chloride (0.35 mL, 4.11 mmol, 2 equiv) and DMF (1 drop). The reaction mixture was stirred for 1 h at room temperature. The resulting solution was then concentrated under vacuum and dissolved in  $\text{CH}_2\text{Cl}_2$  (1 mL) to provide solution A. Into another 8-mL vial was added methyl (S)-3-phenyl-2,3,4,5-tetrahydrobenzo[f][1,4]oxazepine-8-carboxylate (98 mg, 0.35 mmol, 1 equiv) and  $\text{Et}_3\text{N}$  (140 mg, 1.38 mmol, 4 equiv). This was followed by the addition of the solution A at 0 °C and the resulting solution was stirred overnight at room temperature. The reaction was then concentrated under vacuum the resulting residue was purified by silica gel chromatography (EtOAc/pet. ether, 1:2) to afford the title compound as a yellow oil (31 mg, 22% yield). MS: (ES,  $m/z$ ): 410  $[\text{M}+\text{H}]^+$ .

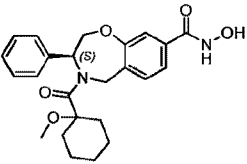
*Step-2:* (S)-N-Hydroxy-4-(4-methyltetrahydro-2H-pyran-4-carbonyl)-3-phenyl-2,3,4,5-tetrahydrobenzo[f][1,4]oxazepine-8-carboxamide



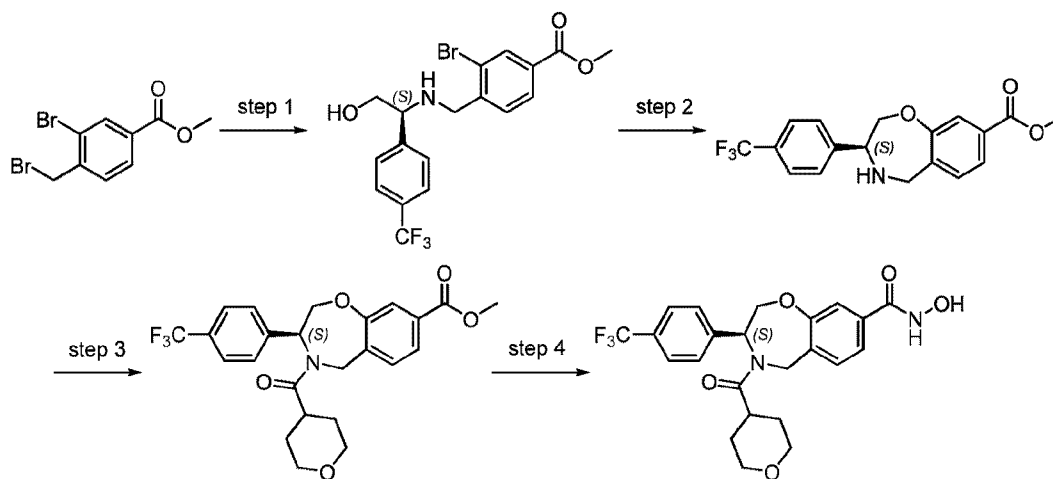
[00142] Methyl (S)-4-(4-methyltetrahydro-2H-pyran-4-carbonyl)-3-phenyl-2,3,4,5-tetrahydrobenzo[f][1,4]oxazepine-8-carboxylate (31 mg, 0.08 mmol, 1 equiv), THF/MeOH (4:1, 1.6 mL),  $\text{NH}_2\text{OH}$  (50% in water, 300 mg, 4.54 mmol, 60 equiv), and aq. 1N NaOH (0.15 mL, 2 equiv) were added to an 8-mL vial and the resulting solution was stirred for 2 h at room temperature. The crude product was purified by prep-HPLC Column: Xbridge RP C18 OBD, 5  $\mu\text{m}$ , 19 x 150 mm; Mobile Phase A: Water/0.1% formic acid; Mobile Phase B: MeCN; Gradient:

20% B to 45% B in 7 min; Detector, UV 254, 220 nm) to afford the title compound as an off-white solid (10.1 mg, 33% yield).  $^1\text{H-NMR}$  (400 MHz,  $\text{DMSO-d}_6$ )  $\delta$ (ppm): 11.15 (br s, 1H), 9.04 (br s, 1H), 7.40-7.22 (m, 8H), 5.90-5.86 (m, 1H), 5.10 (d,  $J = 16.4$  Hz, 1H), 4.75-4.40 (m, 3H), 3.59-3.56 (m, 1H), 3.42-3.37 (m, 1H), 3.31-3.21 (m, 1H), 3.19-2.98 (m, 1H), 2.00-1.97 (m, 1H), 1.92-1.70 (m, 1H), 1.50-1.31 (m, 2H), 1.24 (s, 3H). MS: (ES,  $m/z$ ): 410  $[\text{M}+\text{H}]^+$ .

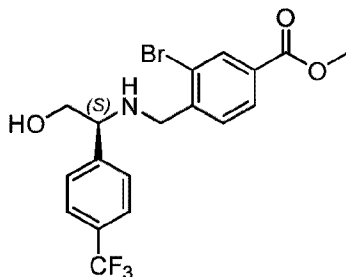
**Table-5:** The following compound was prepared according to the method of Example 5.

<b>Structure</b>	<b>Found <math>\text{M}+\text{H}</math></b>	<b><math>^1\text{H-NMR}</math> (400 MHz, <math>\text{DMSO-d}_6</math>) <math>\delta</math>(ppm)</b>
	(ES, $m/z$ ): 425 $[\text{M}+\text{H}]^+$	11.18 (br s, 1H), 9.03 (br s, 1H), 7.44-7.20 (m, 7H), 7.19 (s, 1H), 6.55-6.47 (m, 0.4H), 5.83-5.78 (m, 0.6H), 5.64 (d, $J = 16.8$ Hz, 0.6H), 5.16-5.01 (m, 1H), 4.84-4.78 (m, 0.4H), 4.61-4.54 (m, 1.6H), 4.42-4.32 (m, 0.4H), 2.87 (s, 1H), 2.57 (s, 2H), 2.12-2.07 (m, 0.6H), 1.91-1.80 (m, 0.4H), 1.76-1.58 (m, 0.6H), 1.64-1.16 (m, 8.6H)

**Example 6 – Preparation of (S)-N-hydroxy-4-(tetrahydro-2H-pyran-4-carbonyl)-3-(4-(trifluoromethyl)phenyl)-2,3,4,5-tetrahydrobenzo[f][1,4]oxazepine-8-carboxamide**

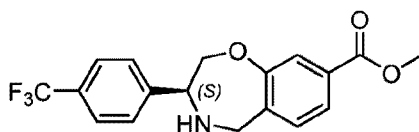


**Step-1: Methyl (S)-3-bromo-4-(((2-hydroxy-1-(4-(trifluoromethyl)phenyl)ethyl)amino)methyl)benzoate**



[00143] A solution of (S)-2-amino-2-(4-(trifluoromethyl)phenyl)ethan-1-ol (670 mg, 3.27 mmol, 1 equiv) in MeCN (60 mL) was added to a 250-mL round-bottom flask. This was followed by the portionwise addition of  $K_2CO_3$  (2.25 g, 16.28 mmol, 5 equiv). To this mixture was then added a solution of methyl 3-bromo-4-(bromomethyl)benzoate (1000 mg, 3.25 mmol, 1 equiv) in MeCN (20 mL) dropwise with stirring and the resulting solution was stirred overnight at 50 °C in an oil bath. The reaction mixture was then cooled to room temperature and concentrated under vacuum. The resulting residue was dissolved in water (50 mL) and extracted with EtOAc (2 x 80 mL). The combined organic layers were then dried over anhydrous  $Na_2SO_4$ , filtered, and concentrated under vacuum. The resulting residue was purified by silica gel chromatography (EtOAc/pet. ether, 1:1) to afford the title compound as an orange oil (1.04 g, 74% yield). MS: (ES,  $m/z$ ): 432  $[M+H]^+$ .

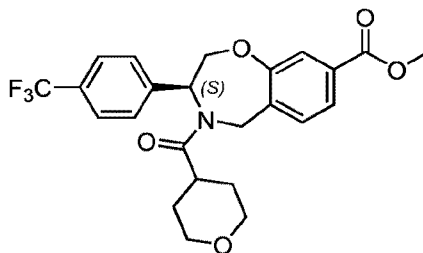
**Step-2: Methyl (S)-3-(4-(trifluoromethyl)phenyl)-2,3,4,5-tetrahydrobenzo[f][1,4]oxazepine-8-carboxylate**



[00144] Into a 20-mL sealed tube was added a solution of methyl (S)-3-bromo-4-(((2-hydroxy-1-(4-(trifluoromethyl)phenyl)ethyl)amino)methyl)benzoate (1.04 g, 2.41 mmol, 1 equiv) in isopropanol (18 mL) followed by the portionwise addition of CuI (230 mg, 1.21 mmol, 0.5 equiv). To this mixture was added  $K_2CO_3$  (500 mg, 3.62 mmol, 1.5 equiv), in portions and the resulting solution was stirred overnight at 105 °C in an oil bath. The reaction mixture was then cooled to room temperature and the solids were removed by filtration. The filtrate was

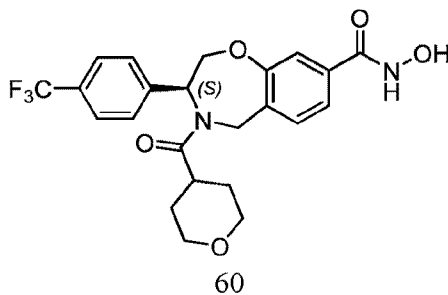
concentrated under vacuum and the resulting residue was dissolved in EtOAc (60 mL) and washed with brine (3 x 30 mL). The organic layer was dried over anhydrous Na<sub>2</sub>SO<sub>4</sub>, filtered, and concentrated under vacuum. The resulting residue was purified by silica gel chromatography (EtOAc/pet. ether, 1:1) to afford the title compound as a green solid (560 mg, 43% yield). MS: (ES, *m/z*): 352 [M+H]<sup>+</sup>.

**Step-3: Methyl (S)-4-(tetrahydro-2H-pyran-4-carbonyl)-3-(4-(trifluoromethyl)phenyl)-2,3,4,5-tetrahydrobenzo[f][1,4]oxazepine-8-carboxylate**



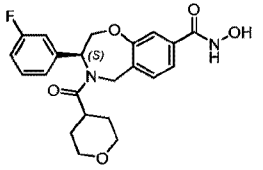
**[00145]** Into an 8-mL vial was added a solution of oxane-4-carboxylic acid (25 mg, 0.19 mmol, 1.12 equiv) in DMF (3 mL) followed by the portionwise addition of DMTMM (55.4 mg, 0.2 mmol, 1.2 equiv) at 0 °C. The mixture was then stirred for 1 h at room temperature. To this mixture was added methyl (S)-3-(4-(trifluoromethyl)phenyl)-2,3,4,5-tetrahydrobenzo[f][1,4]oxazepine-8-carboxylate (60 mg, 0.17 mmol, 1 equiv) and the resulting solution was stirred overnight at room temperature. The reaction was diluted with EtOAc (30 mL) and washed with brine (3 x 30 mL). The organic layer was dried over anhydrous Na<sub>2</sub>SO<sub>4</sub>, filtered, and concentrated under vacuum. The resulting residue was purified by silica gel chromatography (EtOAc/pet. ether, 1:2) to afford the title compound as a light yellow solid (34 mg, 28% yield). MS: (ES, *m/z*): 464 [M+H]<sup>+</sup>.

**Step-4: (S)-N-Hydroxy-4-(tetrahydro-2H-pyran-4-carbonyl)-3-(4-(trifluoromethyl)phenyl)-2,3,4,5-tetrahydrobenzo[f][1,4]oxazepine-8-carboxamide**

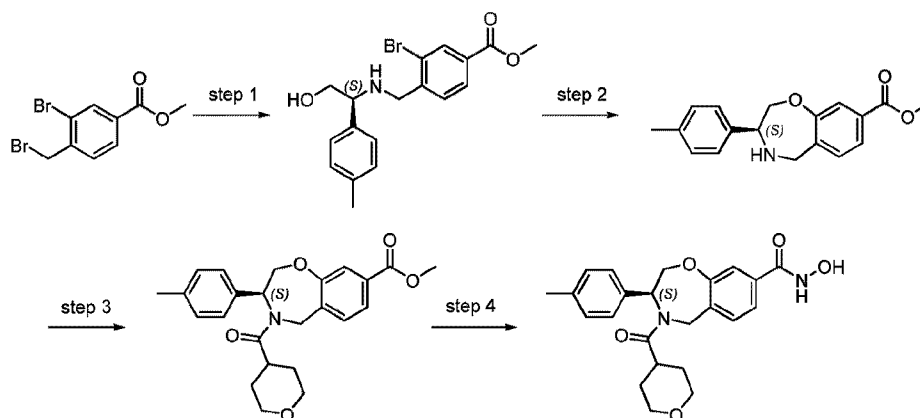


[00146] A solution of methyl (S)-4-(tetrahydro-2H-pyran-4-carbonyl)-3-(4-(trifluoromethyl)phenyl)-2,3,4,5-tetrahydrobenzo[f][1,4]oxazepine-8-carboxylate (34.0 mg, 0.07 mmol, 1 equiv) in THF/MeOH (4:1, 2.5 mL), NH<sub>2</sub>OH (50% in water, 290 mg, 4.39 mmol, 60 equiv), and aq. 1N NaOH (0.15 mL, 2 equiv) were added to an 8-mL vial and the resulting solution was stirred for 3 h at room temperature. The crude product was purified by prep-HPLC (Column: Xbridge C18 OBD, 5 μm, 19 x 150 mm; Mobile Phase A: Water/0.1% formic acid; Mobile Phase B: MeCN; Gradient: 25% B to 50% B in 7 min; Detector, UV 254, 220 nm) to afford the title compound as a white solid (8.1 mg, 24% yield). <sup>1</sup>H-NMR (400 MHz, DMSO-d<sub>6</sub>) δ(ppm): 11.19 (br s, 1H), 9.06 (br s, 1H), 7.80-7.74 (m, 2H), 7.63-7.56 (m, 2H), 7.48-7.21 (m, 3H), 5.96-5.81 (m, 1H), 5.21 (d, *J* = 16.0 Hz, 0.3H), 5.02 (s, 1.3H), 4.80-4.61 (m, 2.4H), 3.87-3.68 (m, 2H), 3.44-3.43 (m, 1H), 3.19-3.17 (m, 1H), 2.95-2.93 (m, 0.7H), 2.80-2.73 (m, 0.3H), 1.69-1.57 (m, 2H), 1.43-1.40 (m, 1H), 1.13-0.84 (m, 1 H). MS: (ES, *m/z*): 465 [M+H]<sup>+</sup>.

**Table-6:** The following compound was prepared according to the method of Example 6.

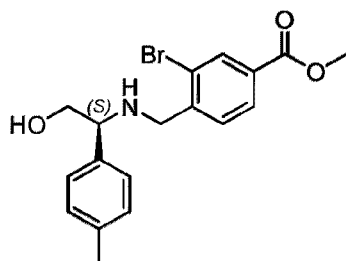
<b>Structure</b>	<b>Found M+H</b>	<b><sup>1</sup>H-NMR (400 MHz, DMSO-d<sub>6</sub>) δ(ppm)</b>
	(ES, <i>m/z</i> ): 415 [M+H] <sup>+</sup>	11.12 (s, 1H), 9.08 (s, 1H), 7.48-7.09 (m, 7H), 5.90-5.72 (m, 1H), 4.97 (s, 1H), 4.76-4.57 (m, 3H), 3.86-3.65 (m, 2H), 3.44-3.31 (m, 1H), 3.19-3.12 (m, 1H), 2.90-2.75 (m, 1H), 1.71-1.31 (m, 3H), 1.08-0.82 (m, 1H)

**Example 7 – Preparation of (S)-N-hydroxy-4-(tetrahydro-2H-pyran-4-carbonyl)-3-(p-tolyl)-2,3,4,5-tetrahydrobenzo[f][1,4]oxazepine-8-carboxamide**



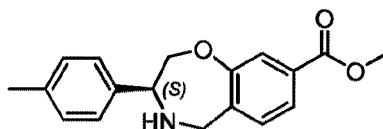


**Step-1: Methyl (S)-3-bromo-4-(((2-hydroxy-1-(p-tolyl)ethyl)amino)methyl)benzoate**



[00147] (S)-2-amino-2-(p-tolyl)ethanol (209 mg, 1.380 mmol, 1 equiv),  $K_2CO_3$  (572 mg, 4.14 mmol, 3 equiv), and MeCN (15 mL) were added to a 40-mL vial equipped with a stir bar and the resulting slurry was cooled to 0 °C in an ice-water bath. A solution of methyl 3-bromo-4-(bromomethyl)benzoate (425 mg, 1.380 mmol, 1 equiv) in MeCN (3 mL) was then added dropwise over 10 min while maintaining the internal temperature at 0 °C. The ice bath was removed and the resulting slurry was allowed to slowly warm to room temperature. Stirring was continued at room temperature for 16 h. The reaction was concentrated under reduced pressure to remove most of the MeCN and the concentrated mixture was partitioned between EtOAc (10 mL) and  $H_2O$  (5 mL). The phases were separated and the organic phase was washed with brine (5 mL), dried over  $Na_2SO_4$ , filtered, and concentrated to afford the title compound as a pale yellow oil (522 mg). MS: (ES,  $m/z$ ): 379  $[M+H]^+$ .

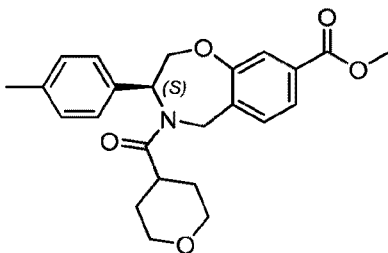
**Step-2: Methyl (S)-3-(p-tolyl)-2,3,4,5-tetrahydrobenzo[f][1,4]oxazepine-8-carboxylate**



[00148] Into a 40-mL vial equipped with a stir bar was placed methyl (S)-3-bromo-4-(((2-hydroxy-1-(p-tolyl)ethyl)amino)methyl)benzoate (522 mg, 1.380 mmol, 1 equiv) in isopropanol (8 mL) and  $K_2CO_3$  (381 mg, 2.76 mmol, 2 equiv) followed by the addition of CuI (52.6 mg, 0.276 mmol, 0.2 equiv). The resulting solution was heated to reflux for 18 h. The reaction mixture was then filtered through a celite™ pad and washed with isopropanol (10 mL). The filtrate was reduced in volume to ~5 mL and 10N HCl (1.1 equiv) was added dropwise, with stirring, to the filtrate. The resulting slurry was cooled in an ice bath for 30 min before being filtered on a

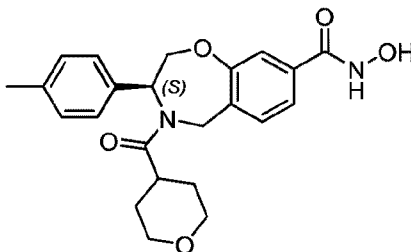
Buchner funnel to afford the HCl salt of the title compound as a pale yellow solid (140.4 mg, 30.5 % yield). MS: (ES,  $m/z$ ): 298 [M+H]<sup>+</sup>.

**Step-3: Methyl (S)-4-(tetrahydro-2H-pyran-4-carbonyl)-3-(p-tolyl)-2,3,4,5-tetrahydrobenzo[f][1,4]oxazepine-8-carboxylate**



**[00149]** Methyl (S)-3-(p-tolyl)-2,3,4,5-tetrahydrobenzo[f][1,4]oxazepine-8-carboxylate hydrochloride (20 mg, 0.060 mmol, 1 equiv), Et<sub>3</sub>N (0.029 mL, 0.210 mmol, 3.5 equiv), tetrahydro-2H-pyran-4-carboxylic acid (9.36 mg, 0.072 mmol, 1.2 equiv) and dichloroethane (2 mL) were added to a 4-mL vial equipped with a stir bar. DMC (12.15 mg, 0.072 mmol, 1.2 equiv) was then added and the resulting solution was stirred at room temperature for 4 h. The reaction mixture was washed with aq. 1N NaOH (1 mL). The organic layer was separated, dried over Na<sub>2</sub>SO<sub>4</sub>, filtered, and concentrated to dryness to afford the title compound as a colorless oil (27.1 mg). MS: (ES,  $m/z$ ): 410 [M+H]<sup>+</sup>.

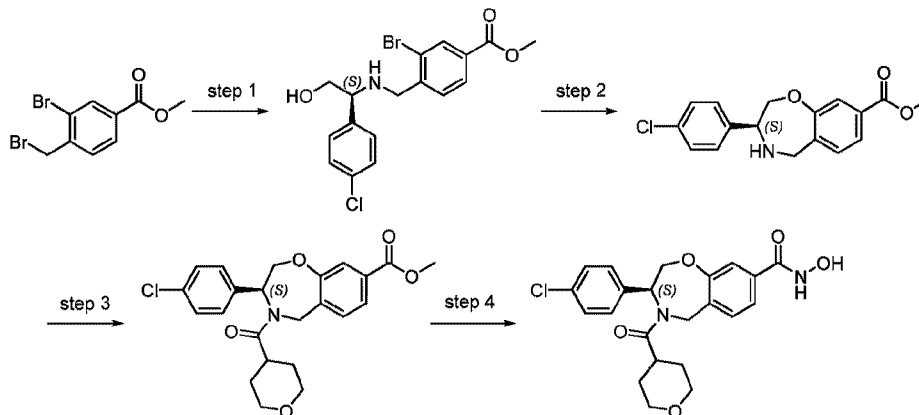
**Step-4: (S)-N-Hydroxy-4-(tetrahydro-2H-pyran-4-carbonyl)-3-(p-tolyl)-2,3,4,5-tetrahydrobenzo[f][1,4]oxazepine-8-carboxamide**



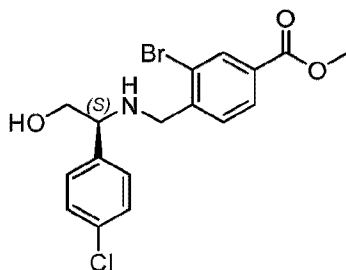
**[00150]** Methyl (S)-4-(tetrahydro-2H-pyran-4-carbonyl)-3-(p-tolyl)-2,3,4,5-tetrahydrobenzo[f][1,4]oxazepine-8-carboxylate (27.1 mg, 0.066 mmol, 1 equiv), NH<sub>2</sub>OH (50% in water, 0.087 mL, 1.32 mmol, 20 equiv), and aq. 1N NaOH (0.13 mL, 2 equiv) in a solution of THF/MeOH (4:1, 1.5 mL) were added to a 4-mL vial and the resulting solution was stirred at room

temperature overnight. The reaction was then concentrated to dryness and purified directly by prep-HPLC (Column: Xbridge Prep C18 OBD, 5  $\mu$ m, 19 x 50 mm; Mobile Phase A: Water/0.1% formic acid; Mobile Phase B: MeCN/0.1% formic acid; Gradient: 0% B up to 35% B in 8 min; Detector, UV 254, 220 nm) to afford the title compound as a pale yellow solid (2.7 mg, 9.94% yield).  $^1\text{H-NMR}$  (300 MHz,  $\text{CDCl}_3$ )  $\delta$ (ppm): 7.97-8.12 (m, 1H), 7.05-7.46 (m, 6H), 6.10 (br s, 1H), 5.24-5.61 (m, 1H), 4.29-4.85 (m, 3H), 3.79-4.13 (m, 2H), 3.09-3.59 (m, 3H), 2.59-2.85 (m, 1H), 2.18-2.46 (m, 3H), 1.55-2.12 (m, 4H), 1.19-1.55 (m, 2H), 0.81-1.19 (m, 1H). MS: (ES,  $m/z$ ): 411  $[\text{M}+\text{H}]^+$ .

**Example 8 – Preparation of (S)-3-(4-chlorophenyl)-N-hydroxy-4-(tetrahydro-2H-pyran-4-carbonyl)-2,3,4,5-tetrahydrobenzo[f][1,4]oxazepine-8-carboxamide**



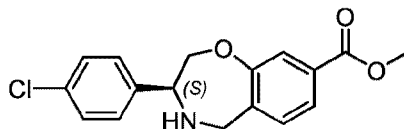
**Step-1: Methyl (S)-3-bromo-4-(((1-(4-chlorophenyl)-2-hydroxyethyl)amino)methyl)benzoate**



[00151] (S)-2-amino-2-(4-chlorophenyl)ethan-1-ol (237 mg, 1.38 mmol, 1 equiv),  $\text{K}_2\text{CO}_3$  (572 mg, 4.14 mmol, 3 equiv), and MeCN (15 mL) were added to a 40-mL vial equipped with a stir bar and the resulting slurry was cooled to 0  $^\circ\text{C}$  in an ice-water bath. A solution of methyl 3-bromo-4-(bromomethyl)benzoate (425 mg, 1.38 mmol, 1 equiv) in MeCN (3 mL) was then

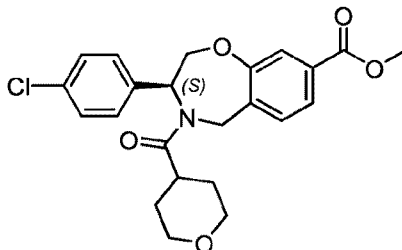
added dropwise over 10 min while maintaining the internal temperature at 0 °C. The ice bath was removed and the resulting slurry was allowed to slowly warm to room temperature. Stirring was continued at room temperature for 16 h. The reaction was concentrated under reduced pressure to remove most of the MeCN and the concentrated mixture was partitioned between EtOAc (10 mL) and H<sub>2</sub>O (5 mL). The phases were separated and the organic phase was washed with brine (5 mL), dried over Na<sub>2</sub>SO<sub>4</sub>, filtered, and concentrated to afford the title compound as a pale yellow oil (572 mg). MS: (ES, *m/z*): 399 [M+H]<sup>+</sup>.

**Step-2: Methyl (S)-3-(4-chlorophenyl)-2,3,4,5-tetrahydrobenzo[f][1,4]oxazepine-8-carboxylate**



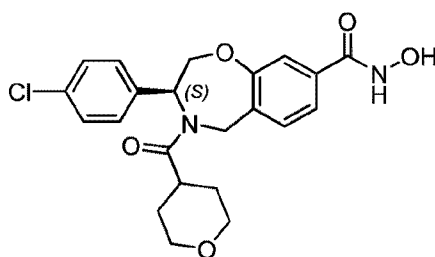
**[00152]** Into a 40-mL vial equipped with a stir bar was placed methyl (S)-3-bromo-4-(((1-(4-chlorophenyl)-2-hydroxyethyl)amino)methyl)benzoate (572 mg, 1.435 mmol, 1 equiv) in isopropanol (5 mL) and K<sub>2</sub>CO<sub>3</sub> (397 mg, 2.87 mmol, 2 equiv) followed by the addition of CuI (54.6 mg, 0.287 mmol, 0.2 equiv). The resulting solution was heated to reflux for 18 h. A second portion of K<sub>2</sub>CO<sub>3</sub> (397 mg, 2.87 mmol, 2 equiv) was added followed by the addition of a second portion of copper (I) iodide (54.6 mg, 0.287 mmol, 0.2 equiv). The resulting solution was then heated to reflux for 18 h. The resulting mixture was filtered through a celite pad and washed with isopropanol (10 mL). The filtrate was reduced in volume to ~5 mL and 10N HCl (1.1 equiv) was added dropwise, with stirring, to the filtrate. The resulting slurry was cooled in an ice bath for 30 min before being filtered on a Buchner funnel to afford the HCl salt of the title compound as a pale yellow solid (110 mg, 21.7% yield). MS: (ES, *m/z*): 318 [M+H]<sup>+</sup>.

**Step-3: Methyl (S)-3-(4-chlorophenyl)-4-(tetrahydro-2H-pyran-4-carbonyl)-2,3,4,5-tetrahydrobenzo[f][1,4]oxazepine-8-carboxylate**



**[00153]** Methyl (S)-3-(4-chlorophenyl)-2,3,4,5-tetrahydrobenzo[f][1,4]oxazepine-8-carboxylate hydrochloride (20 mg, 0.056 mmol, 1 equiv), Et<sub>3</sub>N (0.024 mL, 0.169 mmol, 3.5 equiv), tetrahydro-2H-pyran-4-carboxylic acid (8.82 mg, 0.068 mmol, 1.2 equiv), and dichloroethane (2 mL) were added to a 4-mL vial equipped with a stir bar. DMC (11.45 mg, 0.068 mmol, 1.2 equiv) was then added and the resulting solution was stirred at room temperature for 4 h. The reaction mixture was washed with aq. 1N NaOH (1 mL). The organic layer was separated, dried over Na<sub>2</sub>SO<sub>4</sub>, filtered, and concentrated to dryness to afford the title compound as a colorless oil. MS: (ES, *m/z*): 430 [M+H]<sup>+</sup>.

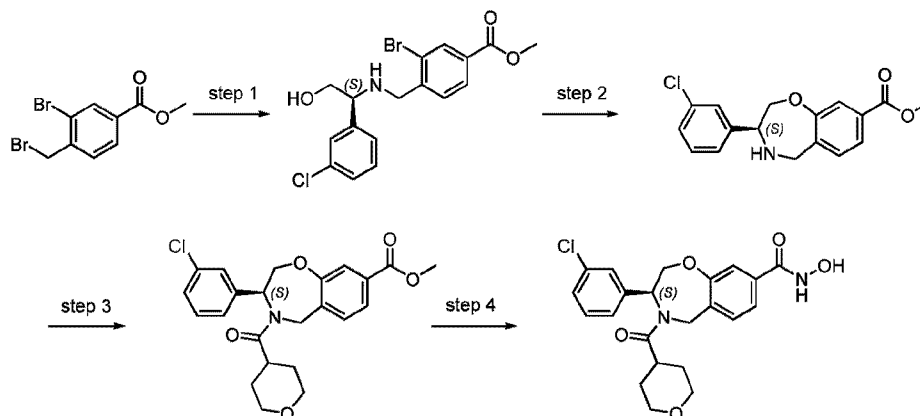
**Step-4: (S)-3-(4-Chlorophenyl)-N-hydroxy-4-(tetrahydro-2H-pyran-4-carbonyl)-2,3,4,5-tetrahydrobenzo[f][1,4]oxazepine-8-carboxamide**



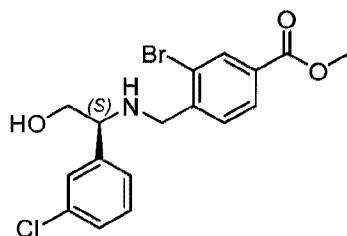
**[00154]** Methyl (S)-3-(4-chlorophenyl)-4-(tetrahydro-2H-pyran-4-carbonyl)-2,3,4,5-tetrahydrobenzo[f][1,4]oxazepine-8-carboxylate (24.07 mg, 0.056 mmol, 1 equiv), NH<sub>2</sub>OH (50% in water, 0.074 ml, 1.12 mmol, 20 equiv), and aq. 1N NaOH (0.11 mL, 2 equiv) in a solution of THF/MeOH (4:1, 1.5 mL) were added to a 4-mL vial and the resulting solution was stirred at room temperature overnight. The reaction was concentrated to dryness and purified directly by prep-HPLC (Column: Xbridge Prep C18 OBD, 5 μm, 19 x 50 mm; Mobile Phase A: Water/0.1% formic acid; Mobile Phase B: MeCN/0.1% formic acid; Flow rate: 23 mL/min; Gradient: 15% B

up to 65% B in 8 min; Detector, UV 254, 220 nm) to afford the title compound as a pale yellow solid (5.8 mg, 24% yield). MS: (ES,  $m/z$ ): 431 [M+H]<sup>+</sup>.

**Example 9 – Preparation of (S)-3-(3-chlorophenyl)-N-hydroxy-4-(tetrahydro-2H-pyran-4-carbonyl)-2,3,4,5-tetrahydrobenzo[f][1,4]oxazepine-8-carboxamide**

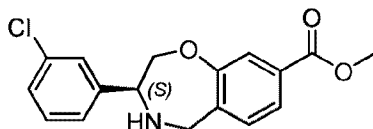


**Step-1: Methyl (S)-3-bromo-4-(((1-(3-chlorophenyl)-2-hydroxyethyl)amino)methyl)benzoate**



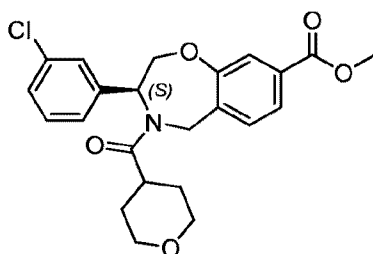
[00155] (S)-2-amino-2-(3-chlorophenyl)ethan-1-ol (250 mg, 1.20 mmol, 1 equiv), K<sub>2</sub>CO<sub>3</sub> (664 mg, 4.81 mmol, 4 equiv) and MeCN (15 mL) were added to a 40-mL vial equipped with a stir bar and the resulting slurry was cooled to 0 °C in an ice-water bath. A solution of methyl 3-bromo-4-(bromomethyl)benzoate (370 mg, 1.20 mmol, 1 equiv) in MeCN (3 mL) was then added dropwise over 10 min while maintaining the internal temperature at 0 °C. The ice bath was removed and the resulting slurry was allowed to slowly warm to room temperature. Stirring was continued at room temperature for 16 h. The resulting mixture was concentrated under reduced pressure to remove most of the MeCN and the concentrated mixture was partitioned between EtOAc (10 mL) and H<sub>2</sub>O (5 mL). The phases were separated and the organic phase was washed with brine (5 mL), dried over Na<sub>2</sub>SO<sub>4</sub>, filtered, and concentrated to afford the title compound as a pale yellow oil (436 mg). MS: (ES,  $m/z$ ): 399 [M+H]<sup>+</sup>.

**Step-2: Methyl (S)-3-(3-chlorophenyl)-2,3,4,5-tetrahydrobenzo[f][1,4]oxazepine-8-carboxylate**



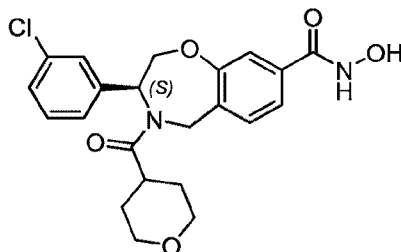
**[00156]** Into a 40-mL vial equipped with a stir bar was added methyl (S)-3-bromo-4-(((1-(3-chlorophenyl)-2-hydroxyethyl)amino)methyl)benzoate (436 mg, 1.09 mmol, 1 equiv) in isopropanol (5 mL) and  $K_2CO_3$  (302 mg, 2.19 mmol, 2 equiv) followed by CuI (41.7 mg, 0.219 mmol, 0.2 equiv). The resulting solution was heated to reflux for 18 h. The mixture was then filtered through a celite pad and washed with isopropanol (10 mL). The filtrate was reduced in volume to ~5 mL and 10N HCl (1.1 equiv) was added dropwise, with stirring, to the filtrate. The resulting slurry was cooled in an ice bath for 30 min before being filtered on a Buchner funnel to afford the HCl salt of the title compound as a pale yellow solid (75.6 mg, 19.5% yield). MS: (ES,  $m/z$ ): 318  $[M+H]^+$ .

**Step-3: Methyl (S)-3-(3-chlorophenyl)-4-(tetrahydro-2H-pyran-4-carbonyl)-2,3,4,5-tetrahydrobenzo[f][1,4]oxazepine-8-carboxylate**



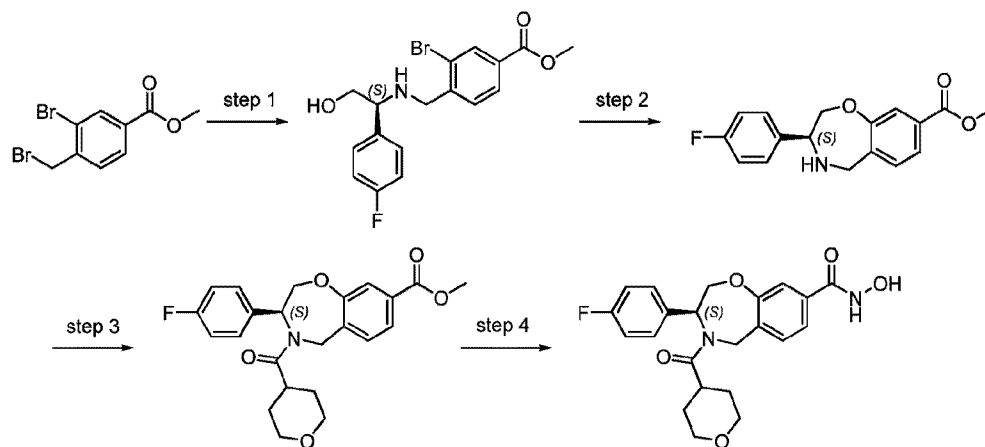
**[00157]** Methyl (S)-3-(3-chlorophenyl)-2,3,4,5-tetrahydrobenzo[f][1,4]oxazepine-8-carboxylate hydrochloride (22 mg, 0.062 mmol, 1 equiv),  $Et_3N$  (0.026 mL, 0.186 mmol, 3 equiv), tetrahydro-2H-pyran-4-carboxylic acid (9.70 mg, 0.075 mmol, 1.2 equiv), and dichloroethane (2 mL) were added to a 4-mL vial equipped with a stir bar. DMC (12.6 mg, 0.075 mmol, 1.2 equiv) was then added and the resulting solution was stirred at 50 °C for 16 h. The reaction mixture was washed with aq. 1N NaOH (1 mL). The organic layer was separated, dried over  $Na_2SO_4$ , filtered, and concentrated to dryness to afford the title compound as a pale yellow oil. MS: (ES,  $m/z$ ): 430  $[M+H]^+$ .

**Step-4: (S)-3-(3-Chlorophenyl)-N-hydroxy-4-(tetrahydro-2H-pyran-4-carbonyl)-2,3,4,5-tetrahydrobenzo[f][1,4]oxazepine-8-carboxamide**

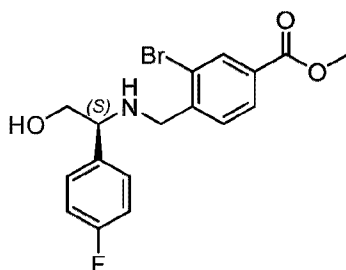


**[00158]** Methyl (S)-3-(3-chlorophenyl)-4-(tetrahydro-2H-pyran-4-carbonyl)-2,3,4,5-tetrahydrobenzo[f][1,4]oxazepine-8-carboxylate (26.7 mg, 0.062 mmol, 1 equiv),  $\text{NH}_2\text{OH}$  (50% in water, 0.082 mL, 1.24 mmol, 20 equiv), and aq. 1N NaOH (0.12 mL, 2 equiv) in a solution of THF/MeOH (4:1, 1.5 mL) were added to a 4-mL vial and the resulting solution was stirred at room temperature overnight. The reaction was concentrated to dryness and purified directly by prep-HPLC (Column: Xbridge Prep C18 OBD, 5  $\mu\text{m}$ , 19 x 50 mm; Mobile Phase A: Water/0.1% formic acid; Mobile Phase B: MeCN/0.1% formic acid; Flow rate: 23 mL/min; Gradient: 15% B up to 65% B in 8 min; Detector, UV 254, 220 nm) to afford the title compound as a pale yellow solid (5.3 mg, 20% yield).  $^1\text{H-NMR}$  (300 MHz,  $\text{CDCl}_3$ )  $\delta$ (ppm): 7.94 (br s, 1H), 6.92-7.52 (m, 6H), 6.04 (br s, 1H), 4.99-5.55 (m, 1H), 4.17-4.78 (m, 3H), 3.63-4.07 (m, 2H), 3.05-3.49 (m, 2H), 2.44-2.76 (m, 1H), 0.90-2.05 (m, 7H). MS: (ES,  $m/z$ ): 431  $[\text{M}+\text{H}]^+$ .

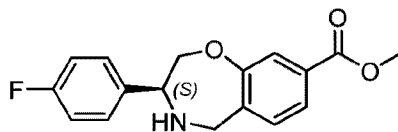
**Example 10 – Preparation of (S)-3-(4-fluorophenyl)-N-hydroxy-4-(tetrahydro-2H-pyran-4-carbonyl)-2,3,4,5-tetrahydrobenzo[f][1,4]oxazepine-8-carboxamide**





**Step-1: Methyl (S)-3-bromo-4-(((1-(4-fluorophenyl)-2-hydroxyethyl)amino)methyl)benzoate**

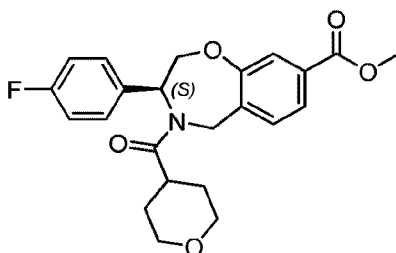
[00159] (S)-2-amino-2-(4-fluorophenyl)ethan-1-ol (260 mg, 1.68 mmol, 1 equiv),  $K_2CO_3$  (572 mg, 4.14 mmol, 3 equiv), and MeCN (15 mL) were added to a 40-mL vial equipped with a stir bar and the resulting slurry was cooled to 0 °C in an ice-water bath. A solution of methyl 3-bromo-4-(bromomethyl)benzoate (425 mg, 1.38 mmol, 1 equiv) in MeCN (3 mL) was then added dropwise over 10 min while maintaining the internal temperature at 0 °C. The ice bath was removed and the resulting slurry was allowed to slowly warm to room temperature. Stirring was continued at room temperature for 16 h. The reaction was concentrated under reduced pressure to remove most of the MeCN and the concentrated mixture was partitioned between EtOAc (10 mL) and  $H_2O$  (5 mL). The phases were separated and the organic phase was washed with brine (5 mL), dried over  $Na_2SO_4$ , filtered, and concentrated to afford the title compound as a pale yellow oil (592 mg). MS: (ES,  $m/z$ ): 383  $[M+H]^+$ .

**[00160] Step-2: Methyl (S)-3-(4-fluorophenyl)-2,3,4,5-tetrahydrobenzo[f][1,4]oxazepine-8-carboxylate**

[00161] Into a 40-mL vial equipped with a stir bar was added methyl (S)-3-bromo-4-(((1-(4-fluorophenyl)-2-hydroxyethyl)amino)methyl)benzoate (592 mg, 1.55 mmol, 1 equiv) in isopropanol (5 mL) and  $K_2CO_3$  (642 mg, 4.65 mmol, 2 equiv) followed by CuI (59 mg, 0.31 mmol, 0.2 equiv). The resulting solution was heated to reflux for 18 h. The resulting mixture was filtered through a celite pad and washed with isopropanol (10 mL). The filtrate was reduced in volume to ~5 mL and 10N HCl (1.1 equiv) was added dropwise, with stirring, to the filtrate. The resulting slurry was cooled in an ice bath for 30 min before being filtered on a Buchner funnel to

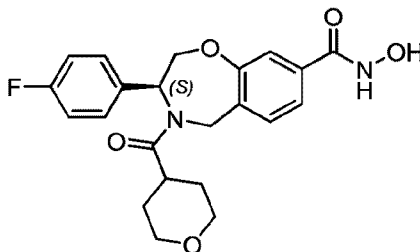
afford the HCl salt of the title compound as a pale yellow solid (119.6 mg, 22.9% yield). MS: (ES,  $m/z$ ): 302 [M+H]<sup>+</sup>.

**Step-3: Methyl (S)-3-(4-fluorophenyl)-4-(tetrahydro-2H-pyran-4-carbonyl)-2,3,4,5-tetrahydrobenzo[f][1,4]oxazepine-8-carboxylate**



**[00162]** Methyl (S)-3-(4-fluorophenyl)-2,3,4,5-tetrahydrobenzo[f][1,4]oxazepine-8-carboxylate hydrochloride (60 mg, 0.178 mmol, 1 equiv), Et<sub>3</sub>N (0.087 mL, 0.622 mmol, 3.5 equiv), tetrahydro-2H-pyran-4-carboxylic acid (27.7 mg, 0.213 mmol, 1.2 equiv), and dichloroethane (2 mL) were added to a 4-mL vial equipped with a stir bar. DMC (36.0 mg, 0.213 mmol, 1.2 equiv) was then added and the resulting solution was stirred at room temperature for 4 h. The reaction mixture was washed with aq. 1N NaOH (1 mL) and the organic layer was separated, dried over Na<sub>2</sub>SO<sub>4</sub>, filtered, and concentrated to dryness to afford the title compound as a colorless oil (86.6 mg). MS: (ES,  $m/z$ ): 414 [M+H]<sup>+</sup>.

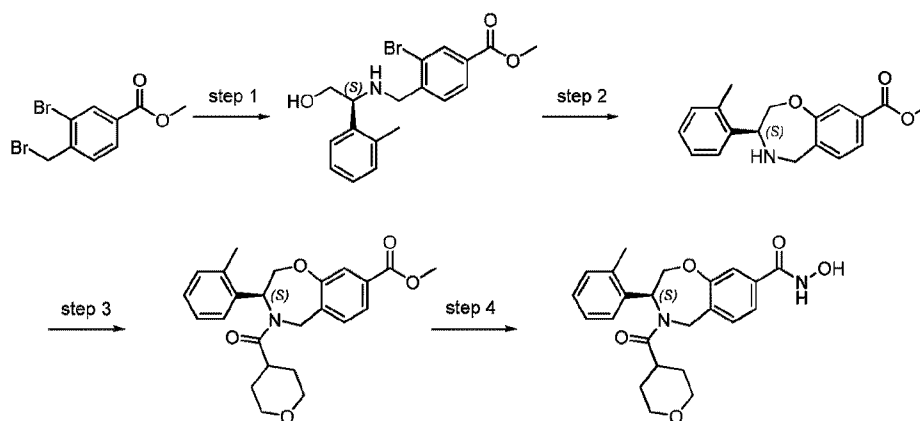
**Step-4: (S)-3-(4-Fluorophenyl)-N-hydroxy-4-(tetrahydro-2H-pyran-4-carbonyl)-2,3,4,5-tetrahydrobenzo[f][1,4]oxazepine-8-carboxamide**



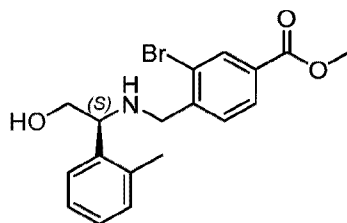
**[00163]** Methyl (S)-3-(4-fluorophenyl)-4-(tetrahydro-2H-pyran-4-carbonyl)-2,3,4,5-tetrahydrobenzo[f][1,4]oxazepine-8-carboxylate (86.8 mg, 0.21 mmol, 1 equiv), NH<sub>2</sub>OH (50% in water, 0.074 mL, 6.32 mmol, 20 equiv), and aq. 1N NaOH (0.63 mL, 2 equiv) in a solution of THF/MeOH (4:1, 2.5 mL) were added to a 4-mL vial equipped with a stir bar and the resulting

solution was stirred at room temperature overnight. The reaction was then concentrated to dryness and purified directly by prep-HPLC (Column: Xbridge Prep C18 OBD, 5  $\mu$ m, 19 x 50 mm; Mobile Phase A: Water/0.1% formic acid; Mobile Phase B: MeCN/0.1% formic acid; Flow rate: 23 mL/min; Gradient: 0% B up to 35% B in 8 min; Detector, UV 254, 220 nm) to afford the title compound as a pale yellow solid (43.9 mg, 33.5% yield).  $^1\text{H-NMR}$  (300 MHz,  $\text{CDCl}_3$ )  $\delta$ (ppm): 8.41-8.79 (m, 1H), 7.83-8.24 (m, 1H), 7.33-7.61 (m, 1H), 7.09-7.23 (m, 3H), 6.90-7.09 (m, 2H), 6.84 (br s, 1H), 5.94 (br d,  $J = 7.6$  Hz, 1H), 5.37 (br s, 1H), 5.21 (br d,  $J = 14.1$  Hz, 1H), 4.59 (br d,  $J = 18.2$  Hz, 1H), 4.46 (br s, 1H), 4.30 (br d,  $J = 14.1$  Hz, 1H), 3.91 (br d,  $J = 10.3$  Hz, 1H), 3.77 (br s, 1H), 3.08-3.44 (m, 2H), 2.52-2.89 (m, 1H), 1.80 (br s, 1H), 1.48-1.72 (m, 2H), 1.33 (br s, 1H). MS: (ES,  $m/z$ ): 415  $[\text{M}+\text{H}]^+$ .

**Example 11 – Preparation of (S)-N-hydroxy-4-(tetrahydro-2H-pyran-4-carbonyl)-3-(o-tolyl)-2,3,4,5-tetrahydrobenzo[f][1,4]oxazepine-8-carboxamide**



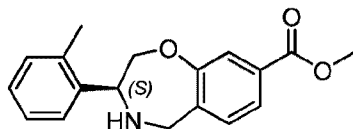
**Step-1: Methyl (S)-3-bromo-4-(((2-hydroxy-1-(o-tolyl)ethyl)amino)methyl)benzoate**



[00164] (S)-2-amino-2-(o-tolyl)ethan-1-ol (500 mg, 3.31 mmol, 2.34 equiv),  $\text{K}_2\text{CO}_3$  (572 mg, 4.14 mmol, 3 equiv), and MeCN (15 mL) were added to a 40-mL vial equipped with a stir bar and the resulting slurry was cooled to 0  $^\circ\text{C}$  in an ice-water bath. A solution of methyl 3-bromo-4-

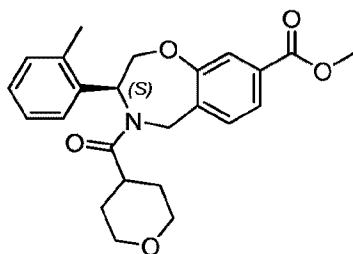
(bromomethyl)benzoate (425 mg, 1.38 mmol, 1 equiv) in MeCN (3 mL) was then added dropwise over 10 min while maintaining the internal temperature at 0 °C. The ice bath was removed and the resulting slurry was allowed to slowly warm to room temperature. Stirring was continued at room temperature for 16 h. The reaction mixture was concentrated under reduced pressure to remove most of the MeCN and the concentrated mixture was partitioned between EtOAc (10 mL) and H<sub>2</sub>O (5 mL). The phases were separated and the organic phase was washed with brine (5 mL), dried over Na<sub>2</sub>SO<sub>4</sub>, filtered, and concentrated to afford the title compound as a yellow oil (725.7 mg). MS: (ES, *m/z*): 379 [M+H]<sup>+</sup>.

**Step-2: Methyl (S)-3-(o-tolyl)-2,3,4,5-tetrahydrobenzo[f][1,4]oxazepine-8-carboxylate**



**[00165]** Into a 40-mL vial equipped with a stir bar was placed methyl (S)-3-bromo-4-(((2-hydroxy-1-(o-tolyl)ethyl)amino)methyl)benzoate (725.7 mg, 1.92 mmol, 1 equiv) in isopropanol (10 mL) and K<sub>2</sub>CO<sub>3</sub> (795 mg, 5.76 mmol, 2 equiv) was added followed by CuI (73.1 mg, 0.384 mmol, 0.2 equiv). The resulting solution was heated to reflux for 18 h. The resulting mixture was filtered through a celite pad and washed with isopropanol (10 mL). The filtrate was reduced in volume to ~3 mL and 10N HCl (1.1 equiv) was added dropwise, with stirring, to the filtrate. The resulting slurry was cooled in an ice bath for 30 min before being filtered on a Buchner funnel to afford the HCl salt of the title compound as a brown oil (772.6 mg). MS: (ES, *m/z*): 326 [M+H]<sup>+</sup>.

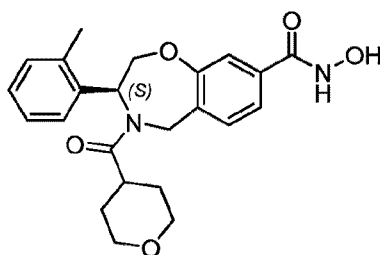
**Step-3: Methyl (S)-4-(tetrahydro-2H-pyran-4-carbonyl)-3-(o-tolyl)-2,3,4,5-tetrahydrobenzo[f][1,4]oxazepine-8-carboxylate**



**[00166]** Methyl (S)-3-(o-tolyl)-2,3,4,5-tetrahydrobenzo[f][1,4]oxazepine-8-carboxylate hydrochloride (250 mg, 0.691 mmol, 1 equiv), Et<sub>3</sub>N (0.385 mL, 2.76 mmol, 4 equiv), tetrahydro-

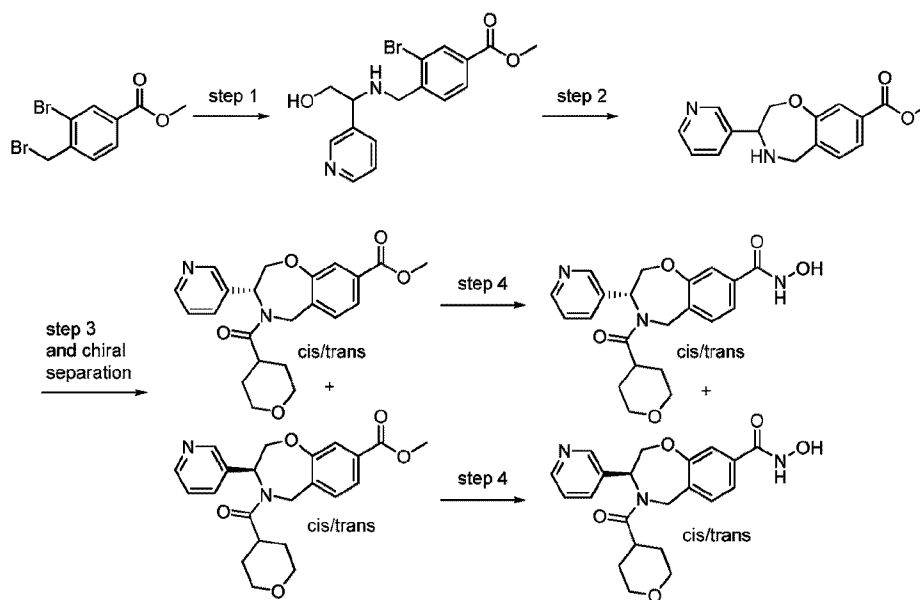
2H-pyran-4-carboxylic acid (27.7 mg, 0.213 mmol, 1.5 equiv), and  $\text{CH}_2\text{Cl}_2$  (7 mL) were added to a 4-mL vial equipped with a stir bar. DMC (175 mg, 1.036 mmol, 1.2 equiv) was then added and the resulting solution was stirred at room temperature for 5 h. The reaction mixture was washed with aq. 1N NaOH (1 mL) and the organic layer was separated, dried over  $\text{Na}_2\text{SO}_4$ , filtered, and concentrated. The crude product was then purified by prep-HPLC (Column: Xbridge Prep C18 OBD, 5  $\mu\text{m}$ , 19 x 50 mm; Mobile Phase A: Water/0.1% formic acid; Mobile Phase B: MeCN/0.1% formic acid; Flow rate: 23 mL/min; Gradient: 35% B up to 85% B in 8 min; Detector, UV 254, 220 nm) to afford the title compound as a yellow oil (55.7 mg, 18.4% yield). MS: (ES,  $m/z$ ): 438  $[\text{M}+\text{H}]^+$ .

**Step-4: (S)-N-Hydroxy-4-(tetrahydro-2H-pyran-4-carbonyl)-3-(o-tolyl)-2,3,4,5-tetrahydrobenzo[f][1,4]oxazepine-8-carboxamide**

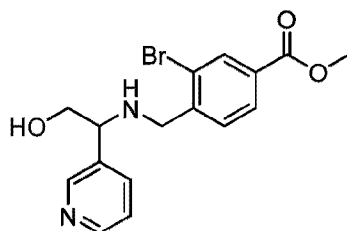


**[00167]** Methyl (S)-4-(tetrahydro-2H-pyran-4-carbonyl)-3-(o-tolyl)-2,3,4,5-tetrahydrobenzo[f][1,4]oxazepine-8-carboxylate (55.7 mg, 0.127 mmol, 1 equiv),  $\text{NH}_2\text{OH}$  (50% in water, 0.168 mL, 2.55 mmol, 20 equiv), and aq. 1N NaOH (0.26 mL, 2 equiv) in a solution of THF/MeOH (4:1, 2 mL) were added to a 4-mL vial and the resulting solution was stirred at room temperature overnight. The reaction was concentrated to dryness and purified directly by prep-HPLC (Column: Xbridge Prep C18 OBD, 5  $\mu\text{m}$ , 19 x 50 mm; Mobile Phase A: Water/0.1% formic acid; Mobile Phase B: MeCN/0.1% formic acid; Flow rate: 23 mL/min; Gradient: 15% B up to 65% B in 8 min; Detector, UV 254, 220 nm) to afford the title compound as an off-white solid (5.1 mg, 9.76% yield). MS: (ES,  $m/z$ ): 411  $[\text{M}+\text{H}]^+$ .

**Example 12 – Preparation of (R)-N-hydroxy-3-(pyridin-3-yl)-4-(tetrahydro-2H-pyran-4-carbonyl)-2,3,4,5-tetrahydrobenzo[f][1,4]oxazepine-8-carboxamide and (S)-N-hydroxy-3-(pyridin-3-yl)-4-(tetrahydro-2H-pyran-4-carbonyl)-2,3,4,5-tetrahydrobenzo[f][1,4]oxazepine-8-carboxamide**



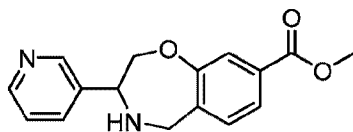
**Step-1: Methyl 3-bromo-4-((2-hydroxy-1-(pyridin-3-yl)ethyl)amino)methylbenzoate**



**[00168]** 2-Amino-2-(pyridin-3-yl)ethan-1-ol dihydrochloride (980 mg, 4.64 mmol, 2 equiv) in MeCN (40 mL) was added to a 250-mL round-bottom flask followed by the portionwise addition of  $K_2CO_3$  (1.29 g, 9.33 mmol, 4 equiv). To this mixture was then added a solution of methyl 3-bromo-4-(bromomethyl)benzoate (713 mg, 2.32 mmol, 1 equiv) in MeCN (20 mL) dropwise with stirring and the resulting solution was stirred overnight at room temperature. The mixture was then concentrated under vacuum and the resulting residue was dissolved in 40 mL of water and extracted with EtOAc (3 x 60 mL). The combined organic layers were dried over anhydrous  $Na_2SO_4$ , filtered, and concentrated under vacuum. The residue was purified by silica gel

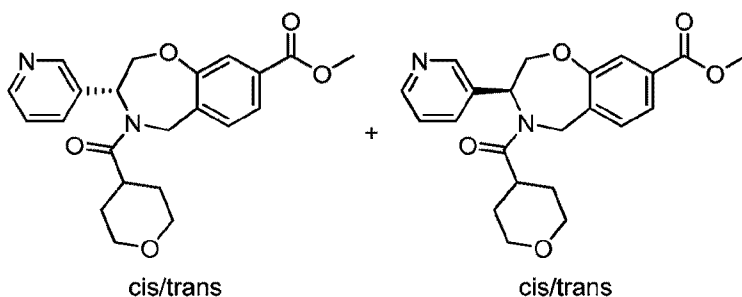
chromatography (MeOH/CH<sub>2</sub>Cl<sub>2</sub>, 1:20) to afford the title compound as a light brown solid (380 mg, 43% yield). MS: (ES, *m/z*): 365 [M+H]<sup>+</sup>.

**Step-2: Methyl 3-(pyridin-3-yl)-2,3,4,5-tetrahydrobenzo[f][1,4]oxazepine-8-carboxylate**



[00169] A solution of methyl 3-bromo-4-((2-hydroxy-1-(pyridin-3-yl)ethylamino)methyl)benzoate (260 mg, 0.71 mmol, 1 equiv) in isopropanol (8 mL) was added to a 10-mL sealed tube purged and maintained with an inert atmosphere of nitrogen followed by the portionwise addition of K<sub>2</sub>CO<sub>3</sub> (147.5 mg, 1.07 mmol, 1.5 equiv). To this mixture was added CuI (67.6 mg, 0.35 mmol, 0.5 equiv) in portions and the resulting solution was stirred overnight at 105 °C in an oil bath. The reaction mixture was then cooled to room temperature with a water/ice bath and concentrated under vacuum. The residue was dissolved in EtOAc (80 mL) and washed with brine (3 x 30 mL). The organic layer was then dried over anhydrous Na<sub>2</sub>SO<sub>4</sub>, filtered, and concentrated under vacuum to afford the title compound as light yellow oil (210 mg) which was used to the next step without purification. MS: (ES, *m/z*): 285 [M+H]<sup>+</sup>.

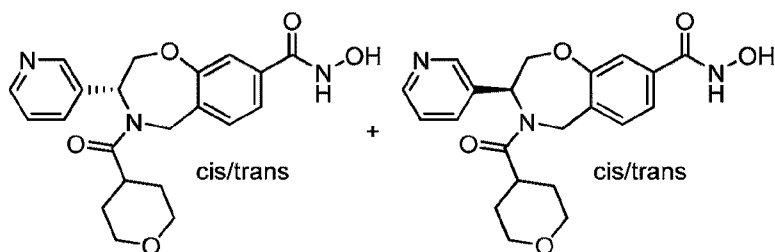
**Step-3: Methyl (R)-3-(pyridin-3-yl)-4-(tetrahydro-2H-pyran-4-carbonyl)-2,3,4,5-tetrahydrobenzo[f][1,4]oxazepine-8-carboxylate and Methyl (S)-3-(pyridin-3-yl)-4-(tetrahydro-2H-pyran-4-carbonyl)-2,3,4,5-tetrahydrobenzo[f][1,4]oxazepine-8-carboxylate**



[00170] A solution of oxane-4-carboxylic acid (205 mg, 1.58 mmol, 5 equiv) in DMF (2.5 mL) was added to an 8-mL vial. This was followed by the portionwise addition of DMTMM (438 mg, 1.58 mmol, 5 equiv) at 0 °C. The mixture was then stirred for 2 h at room temperature. To this mixture was added methyl 3-(pyridin-3-yl)-2,3,4,5-tetrahydrobenzo[f][1,4]oxazepine-8-

carboxylate (90 mg, 0.32 mmol, 1 equiv) and the resulting solution was stirred overnight at room temperature. The reaction mixture was purified by flash-prep-HPLC (Column: C18 silica gel, 40 g, 20-45  $\mu\text{m}$ , 100  $\text{\AA}$ ; Mobile Phase A: Water/0.05% TFA; Mobile Phase B: MeCN; Flow rate: 80 mL/min; Gradient: 5% B to 30% B in 20 min; Detector: UV 254, 220 nm). The collected fractions were concentrated under vacuum to remove MeCN and the pH value of the solution was adjusted to 8 with aq. 2N NaOH. The resulting solution was then extracted with  $\text{CH}_2\text{Cl}_2$  (2 x 200 mL), dried over anhydrous  $\text{Na}_2\text{SO}_4$ , filtered, and concentrated under vacuum to afford the racemate of the title compounds as a white solid (75 mg, 61% yield). The racemate was separated by chiral Prep-HPLC (Column: Chiralpak IC, 5  $\mu\text{m}$ , 2 x 25 cm; Mobile Phase: MeOH; Flow rate: 15 mL/min; Detector: UV 254, 220 nm) to afford the single isomers of the title compounds as white solids. First eluting isomer, arbitrarily drawn as the R isomer: (23 mg, 30% yield); second eluting isomer, arbitrarily drawn as the S isomer: (25 mg, 32% yield). MS: (ES,  $m/z$ ): 397  $[\text{M}+\text{H}]^+$ .

**Step-4: (R)-N-hydroxy-3-(pyridin-3-yl)-4-(tetrahydro-2H-pyran-4-carbonyl)-2,3,4,5-tetrahydrobenzo[f][1,4]oxazepine-8-carboxamide and (S)-N-hydroxy-3-(pyridin-3-yl)-4-(tetrahydro-2H-pyran-4-carbonyl)-2,3,4,5-tetrahydrobenzo[f][1,4]oxazepine-8-carboxamide**

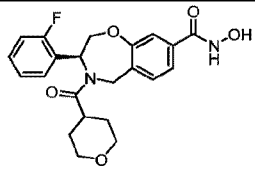
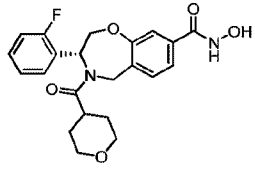


[00171] Into 8-mL vials was added each of the separated isomers from Step 3 (23 mg, 0.06 mmol; and 25 mg, 0.06 mmol; 1 equiv) in THF/MeOH (4:1, 2.5 mL), followed by aq. 1N NaOH (2 equiv) and  $\text{NH}_2\text{OH}$  (50% in  $\text{H}_2\text{O}$ , 60 equiv). The resulting solution was stirred for 3 h at room temperature and the crude products were purified by prep-HPLC (Column: Xbridge C18 OBD, 5  $\mu\text{m}$ , 19 x 250 mm; Mobile Phase A: Water/10 mM  $\text{NH}_4\text{HCO}_3$ ; Mobile Phase B: MeCN; Gradient: 5% B to 40% B in 8 min; Detector, UV 254, 220 nm) to afford the title compounds as white solids. Product from the reaction with the first eluting isomer of Step 3: (14.5 mg, 63%

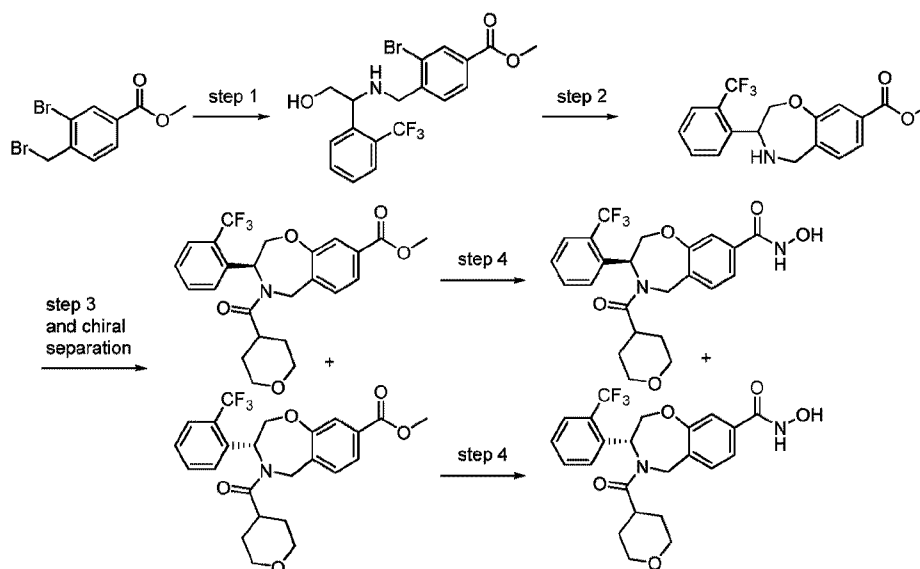


yield);  $^1\text{H-NMR}$  (400 MHz,  $\text{DMSO-d}_6$ )  $\delta(\text{ppm})$ : 11.17 (br s, 1H), 9.04 (br s, 1H), 8.65-8.51 (m, 2H), 7.77-7.73 (m, 1H), 7.46-7.22 (m, 4H), 5.92-5.76 (m, 1H), 5.19-4.60 (m, 4H), 3.84-3.68 (m, 2H), 3.49-3.32 (m, 1H), 3.19-3.16 (m, 1H), 2.93 (br, 1H), 1.67-1.50 (m, 2H), 1.49-1.35 (m, 1H), 1.13-0.86 (m, 1H). Product from the reaction with the second eluting isomer of Step 3: (13 mg, 52% yield);  $^1\text{H-NMR}$  (400 MHz,  $\text{DMSO-d}_6$ )  $\delta(\text{ppm})$ : 11.17 (br s, 1H), 9.04 (br s, 1H), 8.65-8.51 (m, 2H), 7.77-7.76 (m, 1H), 7.46-7.22 (m, 4H), 5.92-5.88 (m, 1H), 5.19-4.60 (m, 4H), 3.84-3.67 (m, 2H), 3.42-3.32 (m, 1H), 3.19-3.16 (m, 1H), 2.93 (br, 1H), 1.67-1.50 (m, 2H), 1.49-1.32 (m, 1H), 1.13-0.87 (m, 1H). MS: (ES,  $m/z$ ): 398  $[\text{M}+\text{H}]^+$ .

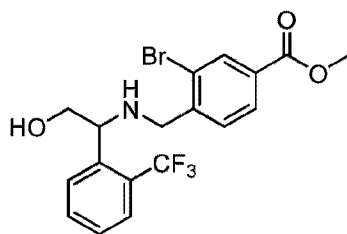
[00172] **Table-7:** The following compounds were prepared according to the method of Example 12.

<b>Structure</b>	<b>Found <math>\text{M}+\text{H}</math></b>	<b><math>^1\text{H-NMR}</math> (400 MHz, <math>\text{DMSO-d}_6</math>) <math>\delta(\text{ppm})</math></b>
	(ES, $m/z$ ): 415 $[\text{M}+\text{H}]^+$	11.17 (s, 1H), 9.05 (s, 1H), 7.50-7.21 (m, 7H), 5.99-5.76 (m, 1H), 5.26-5.21 (d, $J = 17.2$ Hz, 1H), 5.09-5.05 (d, $J = 17.6$ Hz, 1H), 4.82-4.75 (m, 1H), 4.47-4.42 (m, 1H), 3.87-3.69 (m, 2H), 3.47-3.41 (m, 1H), 3.25-3.18 (m, 1H), 2.97-2.78 (m, 1H), 1.73-1.136 (m, 3H), 1.04-0.90 (m, 1H)
	(ES, $m/z$ ): 415 $[\text{M}+\text{H}]^+$	11.18 (s, 1H), 9.05 (s, 1H), 7.50-7.21 (m, 7H), 5.90-5.76 (m, 1H), 5.26-5.21 (d, $J = 17.2$ Hz, 1H), 5.10-5.05 (d, $J = 18$ Hz, 1H), 4.82-4.75 (m, 1H), 4.47-4.43 (m, 1H), 3.87-3.69 (m, 2H), 3.47-3.41 (m, 1H), 3.25-3.19 (m, 1H), 2.97-2.78 (m, 1H), 1.73-1.36 (m, 3H), 1.04-0.90 (m, 1H)

**Example 13 – Preparation of (S)-N-hydroxy-4-(tetrahydro-2H-pyran-4-carbonyl)-3-(2-(trifluoromethyl)phenyl)-2,3,4,5-tetrahydrobenzo[f][1,4]oxazepine-8-carboxamide and (R)-N-hydroxy-4-(tetrahydro-2H-pyran-4-carbonyl)-3-(2-(trifluoromethyl)phenyl)-2,3,4,5-tetrahydrobenzo[f][1,4]oxazepine-8-carboxamide**



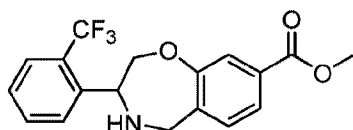
**Step-1: Methyl 3-bromo-4-(((2-hydroxy-1-(2-(trifluoromethyl)phenyl)ethyl)amino)methyl)benzoate**



**[00173]** A solution of 2-amino-2-(2-(trifluoromethyl)phenyl)ethan-1-ol (2 g, 9.75 mmol, 2 equiv) in MeCN (40 mL) and  $K_2CO_3$  (4 g, 28.94 mmol, 3 equiv) were added to a 250-mL round-bottom flask. To this mixture was added a solution of methyl 3-bromo-4-(bromomethyl)benzoate (3 g, 9.74 mmol, 1 equiv) in MeCN (40 mL) dropwise with stirring and the resulting solution was stirred overnight at 50 °C in an oil bath. The solids were removed by filtration and the filtrate was concentrated under vacuum and the resulting residue was purified by silica gel

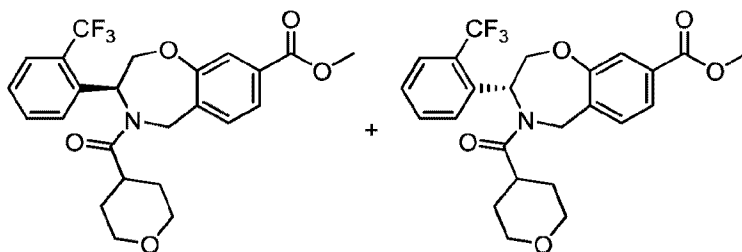
chromatography (EtOAc/pet. ether, 1:3) to afford the title compound as a yellow solid (4.14 g, 98% yield). MS: (ES,  $m/z$ ): 432 [M+H]<sup>+</sup>.

**Step-2: Methyl 3-(2-(trifluoromethyl)phenyl)-2,3,4,5-tetrahydrobenzo[f][1,4]oxazepine-8-carboxylate**



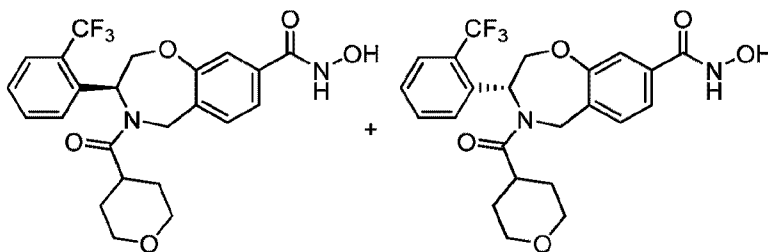
[00174] Into a 150-mL pressure tank reactor purged and maintained with an inert atmosphere of nitrogen was added a solution of methyl 3-bromo-4-(((2-hydroxy-1-(2-(trifluoromethyl)phenyl)ethyl)amino)methyl)benzoate (4.14 g, 9.58 mmol, 1 equiv) in isopropanol (130 mL), K<sub>2</sub>CO<sub>3</sub> (1.99 g, 14.40 mmol, 1.5 equiv), and CuI (910 mg, 4.78 mmol, 0.5 equiv) and the resulting solution was stirred for 18 h at 110 °C in an oil bath. The reaction mixture was then cooled to room temperature. The solids were removed by filtration and the filtrate was concentrated under vacuum. The residue was dissolved in CH<sub>2</sub>Cl<sub>2</sub> (50 mL) and washed with brine (2 x 30 mL), The organic phase was dried over anhydrous MgSO<sub>4</sub>, filtered, and concentrated under vacuum. The resulting residue was purified by flash-prep-HPLC (Column: C18 silica gel; Mobile Phase A: Water/0.05% TFA; Mobile Phase B: MeCN; Gradient: 25% B to 30% B in 20 min; Detector: UV 254 nm) to afford the title compound as a yellow solid (1.13 g, 34% yield). MS: (ES,  $m/z$ ): 352 [M+H]<sup>+</sup>.

**Step-3: Methyl (R)-4-(tetrahydro-2H-pyran-4-carbonyl)-3-(2-(trifluoromethyl)phenyl)-2,3,4,5-tetrahydrobenzo[f][1,4]oxazepine-8-carboxylate and Methyl (R)-4-(tetrahydro-2H-pyran-4-carbonyl)-3-(2-(trifluoromethyl)phenyl)-2,3,4,5-tetrahydrobenzo[f][1,4]oxazepine-8-carboxylate**



[00175] A solution of oxane-4-carboxylic acid (167 mg, 1.28 mmol, 3 equiv) in DMF (8 mL) was added to a 50-mL round-bottom flask. This was followed by the addition of DMTMM (355 mg, 1.28 mmol, 3 equiv) and the resulting mixture was stirred for 3 h at room temperature. To this mixture was added methyl 3-(2-(trifluoromethyl)phenyl)-2,3,4,5-tetrahydrobenzo[f][1,4]oxazepine-8-carboxylate (150 mg, 0.43 mmol, 1 equiv) and the resulting solution was stirred for 16 h at room temperature. The solution was then diluted with H<sub>2</sub>O (30 mL) and extracted with EtOAc (4 x 30 mL). The combined organic layers were washed with brine (2 x 30 mL), dried over anhydrous Na<sub>2</sub>SO<sub>4</sub>, filtered, and concentrated under vacuum. The crude product was purified by flash-prep-HPLC (Column: C18 silica gel, 40 g; Mobile Phase A: Water/0.05% TFA; Mobile Phase B: MeCN; Gradient: 5% B to 30% B in 15 min; Detector: UV 254 nm). The collected fractions were concentrated under vacuum to remove MeCN and the resulting solution was extracted with CH<sub>2</sub>Cl<sub>2</sub> (3 x 30 mL), dried over anhydrous Na<sub>2</sub>SO<sub>4</sub>, filtered, and concentrated under vacuum to afford the racemate of the title compounds as a white solid (130 mg, 59% yield). The racemate was separated by chiral prep-HPLC (Column: Chiralpak IC, 5 μm, 2 x 25 cm; Mobile Phase A: hexanes/CH<sub>2</sub>Cl<sub>2</sub> (3:1), Mobile Phase B: EtOH; Flow rate: 20 mL/min; Detector: UV 254, 220 nm) to afford the single isomers of the title compounds as colorless oils. First eluting isomer, arbitrarily drawn as the S isomer: (54 mg, 41% yield); second eluting isomer, arbitrarily drawn as the R isomer: (44 mg, 35% yield). MS: (ES, *m/z*): 464 [M+H]<sup>+</sup>.

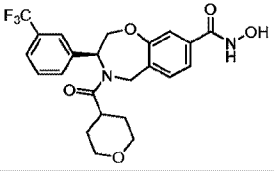
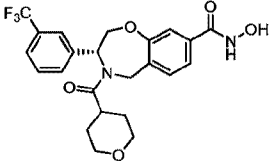
**Step-4: (S)-N-Hydroxy-4-(tetrahydro-2H-pyran-4-carbonyl)-3-(2-(trifluoromethyl)phenyl)-2,3,4,5-tetrahydrobenzo[f][1,4]oxazepine-8-carboxamide and (R)-N-Hydroxy-4-(tetrahydro-2H-pyran-4-carbonyl)-3-(2-(trifluoromethyl)phenyl)-2,3,4,5-tetrahydrobenzo[f][1,4]oxazepine-8-carboxamide**



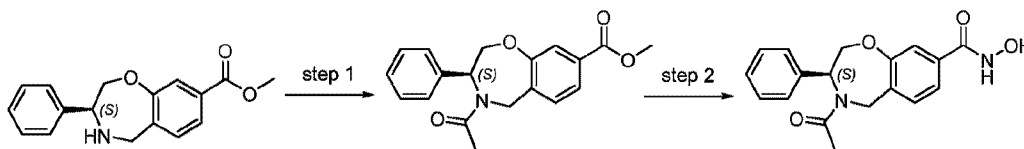
[00176] Into 8-mL vials was added each of the separated isomers from Step 3 (54 mg, 0.12 mmol; and 44 mg, 0.09 mmol; 1 equiv) in THF/MeOH (4:1, 3 mL) followed by aq. 1N NaOH (2

equiv) and  $\text{NH}_2\text{OH}$  (50% in  $\text{H}_2\text{O}$ , 60 equiv). The resulting solution was stirred for 2 h at room temperature and the crude products were purified by prep-HPLC (Column: Xbridge C18 OBD, 5  $\mu\text{m}$ , 19 x 150 mm; Mobile Phase A: Water/0.1% formic acid; Mobile Phase B: MeCN; Gradient: 25% B to 55% B in 7 min; Detector, UV 254, 220 nm) to afford the title compounds as white solids. Product from the reaction with the first eluting isomer of Step 3: (19.4 mg, 36% yield);  $^1\text{H-NMR}$  (400 MHz,  $\text{DMSO-d}_6$ )  $\delta$ (ppm): 11.14 (br s, 1H), 9.04 (br s, 1H), 7.78-7.32 (m, 6H), 7.22-7.20 (m, 1H), 5.91-5.87 (m, 1H), 5.61-5.47 (m, 1H), 5.25-5.17 (m, 1H), 5.12-4.91 (m, 1H), 4.38-4.24 (m, 1H), 3.83-3.60 (m, 2H), 3.48-3.42 (m, 1H), 3.32-3.12 (m, 1H), 2.97-2.85 (m, 1H), 1.65-1.61 (m, 1H), 1.50-1.38 (m, 2H), 1.06-1.03 (m, 1H). Product from the reaction with the second eluting isomer of Step 3: (19.1 mg, 43% yield);  $^1\text{H-NMR}$  (400 MHz,  $\text{DMSO-d}_6$ )  $\delta$ (ppm): 11.16 (br s, 1H), 9.04 (br s, 1H), 7.87-7.32 (m, 6H), 7.22-7.20 (m, 1H), 5.91-5.87 (m, 1H), 5.61-5.47 (m, 1H), 5.28-5.12 (m, 1H), 4.97-4.91 (m, 1H), 4.38-4.24 (m, 1H), 3.83-3.60 (m, 2H), 3.48-3.42 (m, 1H), 3.32-3.14 (m, 1H), 3.00-2.84 (m, 1H), 1.65-1.37 (m, 3H), 1.06-1.03 (m, 1H). MS: (ES,  $m/z$ ): 465  $[\text{M}+\text{H}]^+$ .

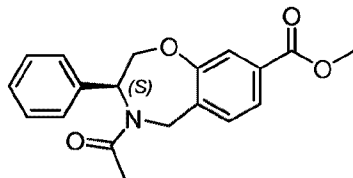
**Table-8:** The following compounds were prepared according to the method of Example 13.

<u>Structure</u>	<u>Found</u> <u>M+H</u>	<u><math>^1\text{H-NMR}</math> (400 MHz, <math>\text{DMSO-d}_6</math>) <math>\delta</math>(ppm)</u>
	(ES, $m/z$ ): 465 $[\text{M}+\text{H}]^+$	11.16 (s, 1H), 9.01 (s, 1H), 7.71-7.61 (m, 4H), 7.46-7.20 (m, 3H), 5.96-5.83 (m, 1H), 5.23-5.02 (m, 2H), 4.83-4.60 (m, 2H), 3.86-3.66 (m, 2H), 3.45-3.11 (m, 2H), 2.92-2.70 (m, 1H), 1.66-1.38 (m, 3H), 1.09-0.85 (m, 1H)
	(ES, $m/z$ ): 465 $[\text{M}+\text{H}]^+$	11.16 (s, 1H), 9.01 (s, 1H), 7.71-7.61 (m, 4H), 7.46-7.20 (m, 3H), 5.96-5.83 (m, 1H), 5.23-5.02 (m, 2H), 4.83-4.60 (m, 2H), 3.86-3.66 (m, 2H), 3.45-3.41 (m, 1H), 3.20-3.11 (m, 1H), 2.92-2.70 (m, 1H), 1.66-1.38 (m, 3H), 1.09-0.85 (m, 1H)

**Example 14 – Preparation of (S)-4-acetyl-N-hydroxy-3-phenyl-2,3,4,5-tetrahydrobenzo[f][1,4]oxazepine-8-carboxamide**

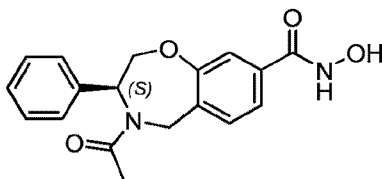


**Step-1: Methyl (S)-4-acetyl-3-phenyl-2,3,4,5-tetrahydrobenzo[f][1,4]oxazepine-8-carboxylate**



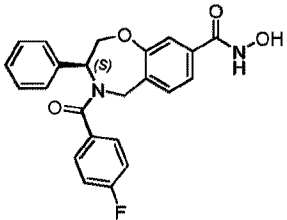
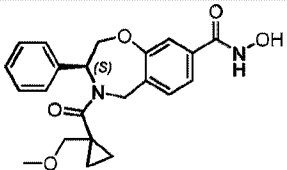
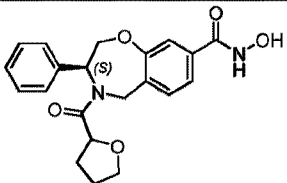
[00177] A 2-mL reaction vial was charged with methyl (S)-3-phenyl-2,3,4,5-tetrahydrobenzo[f][1,4]oxazepine-8-carboxylate (0.2M in 1,2-dichloroethane, 150  $\mu$ L, 30  $\mu$ mol) and acetic acid (0.2M in DMA/10% Et<sub>3</sub>N, 165  $\mu$ L, 33  $\mu$ mol). A solution of DMC (0.2M in 1,2-dichloroethane, 165  $\mu$ L, 33  $\mu$ mol) was then added and the vial was sealed and shaken at room temperature overnight. The reaction mixture was diluted with brine (500  $\mu$ L) and extracted with EtOAc (2 x 600  $\mu$ L). The combined organic layers were evaporated to dryness under reduced pressure and taken to the next step without further purification.

**Step-2: (S)-4-Acetyl-N-hydroxy-3-phenyl-2,3,4,5-tetrahydrobenzo[f][1,4]oxazepine-8-carboxamide**



[00178] THF/MeOH (3:1, 180  $\mu$ L) was added to a vial containing methyl (S)-4-acetyl-3-phenyl-2,3,4,5-tetrahydrobenzo[f][1,4]oxazepine-8-carboxylate and the resulting solution was shaken at 50  $^{\circ}$ C for 15 min to dissolve the residue. NH<sub>2</sub>OH (50% in water, 125  $\mu$ L) was then added, followed by aq. 1N NaOH (85  $\mu$ L) and the vial was sealed and shaken at room temperature overnight. The solvent was evaporated under reduce pressure and the resulting residue was dissolved in DMSO (500  $\mu$ L) and purified by HPLC to afford the title compound. MS: (ES, *m/z*): 327 [M+H]<sup>+</sup>.

**Table-9:** The following compounds were prepared according to the method of Example 14.

<u>Structure</u>	<u>Found M+H (ES)</u>
	407
	397
	383

#### Example 15 – In vitro histone deacetylase assay

**[00179]** The enzymatic HDAC6 assay was performed using electrophoretic mobility shift assay. Full length human recombinant HDAC6 protein was expressed in baculoviral system and purified by affinity chromatography. The enzymatic reactions were assembled in 384-well plates in a total volume of 25  $\mu$ L of a reaction buffer comprising: 100 mM HEPES, pH 7.5, 25 mM KCl, 0.1% bovine serum albumin, 0.01% Triton X-100, 1% DMSO (from compounds), 2  $\mu$ M of the fluorescently labeled peptide substrate, and enzyme. The enzyme was added at a final concentration of 1 nM. The peptide substrate RHKK(Ac)-NH<sub>2</sub> was used. The compounds were tested at 12 concentrations spaced by 3x dilution intervals. Negative control samples (0%-inhibition in the absence of inhibitor) and positive control samples (100%-inhibition) were assembled in replicates of four in each assay plate. The reactions were incubated at 25 °C and quenched by the addition of 45  $\mu$ L of termination buffer (100 mM HEPES, pH 7.5, 0.01% Triton X-100, 0.05% SDS).

**[00180]** The terminated assay plates were analyzed on LabChip® 3000 microfluidic electrophoresis instrument (Perkin Elmer/Caliper Life Sciences). The fluorescence intensity of the electrophoretically separated de-acetylated product and substrate peptide was measured. Activity in each sample was determined as the product to sum ratio (PSR):  $P/(S+P)$ , where P is

the peak height of the product peptide and S is the peak height of the substrate peptide. Percent inhibition ( $P_{inh}$ ) is determined using the following equation:

**[00181]**  $P_{inh} = (PSR_{0\%} - PSR_{inh}) / (PSR_{0\%} - PSR_{100\%}) * 100$ , where  $PSR_{inh}$  is the product sum ratio in the presence of inhibitor,  $PSR_{0\%}$  is the average product sum ratio in the absence of inhibitor, and  $PSR_{100\%}$  is the average product sum ratio in 100%-inhibition control samples. The  $IC_{50}$  values of inhibitors were determined by fitting the %-inhibition curves with 4 parameter dose-response models using XLfit 4 software.

**[00182]** As set forth in Table 10, below,  $IC_{50}$  values are defined as follows:  $IC_{50} \leq 0.1 \mu M$  (+++);  $IC_{50} > 0.1 \mu M$  and  $\leq 0.5 \mu M$  (++) ;  $IC_{50} > 0.5 \mu M$  (+).

**Table-10:** Inhibitory Concentration ( $IC_{50}$ ) Values for Representative Compounds against HDAC6.

COMPOUND NAME	Activity Range
(S)-N-hydroxy-3-phenyl-4-(tetrahydro-2H-pyran-4-carbonyl)-2,3,4,5-tetrahydrobenzo[f][1,4]oxazepine-8-carboxamide	+++
(R)-N-hydroxy-3-phenyl-4-(tetrahydro-2H-pyran-4-carbonyl)-2,3,4,5-tetrahydrobenzo[f][1,4]oxazepine-8-carboxamide	+
(S)-N-hydroxy-4-(oxetane-3-carbonyl)-3-phenyl-2,3,4,5-tetrahydrobenzo[f][1,4]oxazepine-8-carboxamide	+++
(3S)-4-(8-oxabicyclo[3.2.1]octane-3-carbonyl)-N-hydroxy-3-phenyl-2,3,4,5-tetrahydrobenzo[f][1,4]oxazepine-8-carboxamide	+++
(S)-4-(4-fluorotetrahydro-2H-pyran-4-carbonyl)-N-hydroxy-3-phenyl-2,3,4,5-tetrahydrobenzo[f][1,4]oxazepine-8-carboxamide	+++
(S)-4-(cyclohexanecarbonyl)-N-hydroxy-3-phenyl-2,3,4,5-tetrahydrobenzo[f][1,4]oxazepine-8-carboxamide	+++
(S)-4-(cyclopentanecarbonyl)-N-hydroxy-3-phenyl-2,3,4,5-tetrahydrobenzo[f][1,4]oxazepine-8-carboxamide	+++
(S)-4-(cyclobutanecarbonyl)-N-hydroxy-3-phenyl-2,3,4,5-tetrahydrobenzo[f][1,4]oxazepine-8-carboxamide	+++
(S)-N-hydroxy-4-nicotinoyl-3-phenyl-2,3,4,5-	+++



COMPOUND NAME	Activity Range
tetrahydrobenzo[f][1,4]oxazepine-8-carboxamide	
(S)-N-hydroxy-4-isonicotinoyl-3-phenyl-2,3,4,5-tetrahydrobenzo[f][1,4]oxazepine-8-carboxamide	+++
(S)-4-(1-acetylpiperidine-4-carbonyl)-N-hydroxy-3-phenyl-2,3,4,5-tetrahydrobenzo[f][1,4]oxazepine-8-carboxamide	+++
(S)-N-hydroxy-3-phenyl-4-((S)-tetrahydro-2H-pyran-3-carbonyl)-2,3,4,5-tetrahydrobenzo[f][1,4]oxazepine-8-carboxamide	+++
(S)-N-hydroxy-3-phenyl-4-((R)-tetrahydro-2H-pyran-3-carbonyl)-2,3,4,5-tetrahydrobenzo[f][1,4]oxazepine-8-carboxamide	+++
(S)-N-hydroxy-3-phenyl-4-((S)-tetrahydrofuran-3-carbonyl)-2,3,4,5-tetrahydrobenzo[f][1,4]oxazepine-8-carboxamide	+++
(S)-N-hydroxy-3-phenyl-4-((R)-tetrahydrofuran-3-carbonyl)-2,3,4,5-tetrahydrobenzo[f][1,4]oxazepine-8-carboxamide	+++
(S)-N-hydroxy-4-((1s,4R)-4-methoxycyclohexane-1-carbonyl)-3-phenyl-2,3,4,5-tetrahydrobenzo[f][1,4]oxazepine-8-carboxamide	+++
(S)-N-hydroxy-4-((1r,4S)-4-methoxycyclohexane-1-carbonyl)-3-phenyl-2,3,4,5-tetrahydrobenzo[f][1,4]oxazepine-8-carboxamide	+++
(S)-N-hydroxy-4-(1-methylpiperidine-4-carbonyl)-3-phenyl-2,3,4,5-tetrahydrobenzo[f][1,4]oxazepine-8-carboxamide	+++
(S)-N-hydroxy-4-(1-methoxycyclopropane-1-carbonyl)-3-phenyl-2,3,4,5-tetrahydrobenzo[f][1,4]oxazepine-8-carboxamide	+++
(S)-N-hydroxy-4-(2-methoxy-2-methylpropanoyl)-3-phenyl-2,3,4,5-tetrahydrobenzo[f][1,4]oxazepine-8-carboxamide	+++
(S)-N-hydroxy-3-phenyl-4-pivaloyl-2,3,4,5-tetrahydrobenzo[f][1,4]oxazepine-8-carboxamide	+++
(S)-N-hydroxy-3-phenyl-4-picolinoyl-2,3,4,5-tetrahydrobenzo[f][1,4]oxazepine-8-carboxamide	+++
(S)-N-hydroxy-4-isobutyryl-3-phenyl-2,3,4,5-tetrahydrobenzo[f][1,4]oxazepine-8-carboxamide	+++
(S)-N-hydroxy-4-(4-methyltetrahydro-2H-pyran-4-carbonyl)-3-phenyl-2,3,4,5-	+++

COMPOUND NAME	Activity Range
tetrahydrobenzo[f][1,4]oxazepine-8-carboxamide	
(S)-N-hydroxy-4-(1-methoxycyclohexane-1-carbonyl)-3-phenyl-2,3,4,5-tetrahydrobenzo[f][1,4]oxazepine-8-carboxamide	+++
(S)-N-hydroxy-4-(tetrahydro-2H-pyran-4-carbonyl)-3-(4-(trifluoromethyl)phenyl)-2,3,4,5-tetrahydrobenzo[f][1,4]oxazepine-8-carboxamide	+++
(S)-3-(3-fluorophenyl)-N-hydroxy-4-(tetrahydro-2H-pyran-4-carbonyl)-2,3,4,5-tetrahydrobenzo[f][1,4]oxazepine-8-carboxamide	+++
(S)-N-hydroxy-4-(tetrahydro-2H-pyran-4-carbonyl)-3-(p-tolyl)-2,3,4,5-tetrahydrobenzo[f][1,4]oxazepine-8-carboxamide	+++
(S)-3-(4-chlorophenyl)-N-hydroxy-4-(tetrahydro-2H-pyran-4-carbonyl)-2,3,4,5-tetrahydrobenzo[f][1,4]oxazepine-8-carboxamide	+++
(S)-3-(3-chlorophenyl)-N-hydroxy-4-(tetrahydro-2H-pyran-4-carbonyl)-2,3,4,5-tetrahydrobenzo[f][1,4]oxazepine-8-carboxamide	+++
(S)-3-(4-fluorophenyl)-N-hydroxy-4-(tetrahydro-2H-pyran-4-carbonyl)-2,3,4,5-tetrahydrobenzo[f][1,4]oxazepine-8-carboxamide	+++
(S)-N-hydroxy-4-(tetrahydro-2H-pyran-4-carbonyl)-3-(o-tolyl)-2,3,4,5-tetrahydrobenzo[f][1,4]oxazepine-8-carboxamide	+++
(R)-N-hydroxy-3-(pyridin-3-yl)-4-(tetrahydro-2H-pyran-4-carbonyl)-2,3,4,5-tetrahydrobenzo[f][1,4]oxazepine-8-carboxamide	+++
(S)-N-hydroxy-3-(pyridin-3-yl)-4-(tetrahydro-2H-pyran-4-carbonyl)-2,3,4,5-tetrahydrobenzo[f][1,4]oxazepine-8-carboxamide	++
(S)-3-(2-fluorophenyl)-N-hydroxy-4-(tetrahydro-2H-pyran-4-carbonyl)-2,3,4,5-tetrahydrobenzo[f][1,4]oxazepine-8-carboxamide	+++
(R)-3-(2-fluorophenyl)-N-hydroxy-4-(tetrahydro-2H-pyran-4-carbonyl)-2,3,4,5-tetrahydrobenzo[f][1,4]oxazepine-8-carboxamide	++
(S)-N-hydroxy-4-(tetrahydro-2H-pyran-4-carbonyl)-3-(2-(trifluoromethyl)phenyl)-2,3,4,5-tetrahydrobenzo[f][1,4]oxazepine-8-carboxamide	+++
(R)-N-hydroxy-4-(tetrahydro-2H-pyran-4-carbonyl)-3-(2-(trifluoromethyl)phenyl)-2,3,4,5-tetrahydrobenzo[f][1,4]oxazepine-8-	+

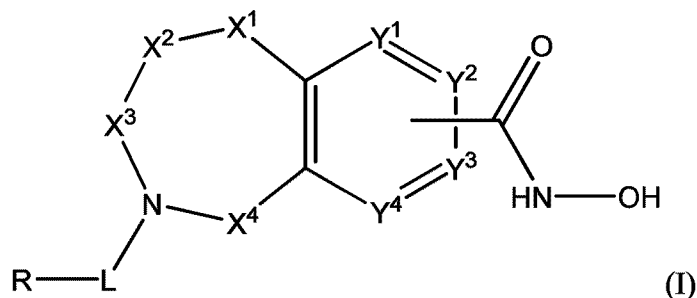
COMPOUND NAME	Activity Range
carboxamide	
(S)-N-hydroxy-4-(tetrahydro-2H-pyran-4-carbonyl)-3-(3-(trifluoromethyl)phenyl)-2,3,4,5-tetrahydrobenzo[f][1,4]oxazepine-8-carboxamide	+++
(R)-N-hydroxy-4-(tetrahydro-2H-pyran-4-carbonyl)-3-(3-(trifluoromethyl)phenyl)-2,3,4,5-tetrahydrobenzo[f][1,4]oxazepine-8-carboxamide	++
(S)-4-acetyl-N-hydroxy-3-phenyl-2,3,4,5-tetrahydrobenzo[f][1,4]oxazepine-8-carboxamide	+++
(S)-4-(4-fluorobenzoyl)-N-hydroxy-3-phenyl-2,3,4,5-tetrahydrobenzo[f][1,4]oxazepine-8-carboxamide	+++
(S)-N-hydroxy-4-(1-(methoxymethyl)cyclopropane-1-carbonyl)-3-phenyl-2,3,4,5-tetrahydrobenzo[f][1,4]oxazepine-8-carboxamide	+++
(3S)-N-hydroxy-3-phenyl-4-(tetrahydrofuran-2-carbonyl)-2,3,4,5-tetrahydrobenzo[f][1,4]oxazepine-8-carboxamide	+++

### Equivalents

[00183] While the present disclosure has been described in conjunction with the specific embodiments set forth above, many alternatives, modifications and other variations thereof will be apparent to those of ordinary skill in the art. All such alternatives, modifications and variations are intended to fall within the spirit and scope of the present disclosure.

## CLAIMS:

1. A compound of Formula I:



or a pharmaceutically acceptable salt thereof,

wherein:

X<sup>1</sup> is O;

X<sup>2</sup> and X<sup>4</sup> are each independently CR<sup>1</sup>R<sup>2</sup>;

X<sup>3</sup> is CR<sup>1</sup>R<sup>2</sup>';

Y<sup>1</sup> and Y<sup>4</sup> are not bonded to -C(O)NHOH and are each independently N or CR<sup>1</sup>;

Y<sup>2</sup> and Y<sup>3</sup> are each independently N or CR<sup>1</sup> when not bonded to -C(O)NHOH and Y<sup>2</sup> and Y<sup>3</sup>, are C when bonded to -C(O)NHOH;

L is -C(O)-, -C(O)(CR<sup>1</sup>R<sup>2</sup>)<sub>m</sub>-, or -C(O)(CR<sup>1</sup>R<sup>2</sup>)<sub>m</sub> O-, wherein L is bound to the ring nitrogen through the carbonyl group;

R is selected from the group consisting of -H, -C<sub>1</sub>-C<sub>6</sub> alkyl, -C<sub>2</sub>-C<sub>6</sub> alkenyl, -C<sub>4</sub>-C<sub>8</sub> cycloalkenyl, -C<sub>2</sub>-C<sub>6</sub> alkynyl, -C<sub>3</sub>-C<sub>8</sub> cycloalkyl, -C<sub>5</sub>-C<sub>12</sub> spirocyclyl, heterocyclyl, spiroheterocyclyl, aryl, and heteroaryl containing 1 to 5 heteroatoms selected from the group consisting of N, S, P, and O, wherein each alkyl, alkenyl, cycloalkenyl, alkynyl, cycloalkyl, spirocyclyl, heterocyclyl, spiroheterocyclyl, aryl, or heteroaryl is optionally substituted with one or more substituents selected from the group consisting of -OH, halogen, oxo, -NO<sub>2</sub>, -CN, -R<sup>1</sup>, -R<sup>2</sup>, -OR<sup>3</sup>, -NHR<sup>3</sup>, -NR<sup>3</sup>R<sup>4</sup>, -S(O)<sub>2</sub>NR<sup>3</sup>R<sup>4</sup>, -S(O)<sub>2</sub>R<sup>1</sup>, -C(O)R<sup>1</sup>, -CO<sub>2</sub>R<sup>1</sup>, -NR<sup>3</sup>S(O)<sub>2</sub>R<sup>1</sup>, -S(O)R<sup>1</sup>, -S(O)NR<sup>3</sup>R<sup>4</sup>, -NR<sup>3</sup>S(O)R<sup>1</sup>, heterocyclyl, aryl, and heteroaryl containing 1 to 5 heteroatoms selected from the group consisting of N, S, P, and O, with the proviso that R is not bound to L via a nitrogen atom;

each R<sup>1</sup> and R<sup>2</sup> are independently, at each occurrence, selected from the group consisting of -H, -R<sup>3</sup>, -R<sup>4</sup>, -C<sub>1</sub>-C<sub>6</sub> alkyl,

–C<sub>2</sub>-C<sub>6</sub> alkenyl, –C<sub>4</sub>-C<sub>8</sub> cycloalkenyl, –C<sub>2</sub>-C<sub>6</sub> alkynyl, –C<sub>3</sub>-C<sub>8</sub> cycloalkyl, heterocyclyl, aryl, heteroaryl containing 1 to 5 heteroatoms selected from the group consisting of N, S, P, and O, –OH, halogen, –NO<sub>2</sub>, –CN, –NHC<sub>1</sub>-C<sub>6</sub> alkyl, –N(C<sub>1</sub>-C<sub>6</sub> alkyl)<sub>2</sub>, –S(O)<sub>2</sub>N(C<sub>1</sub>-C<sub>6</sub> alkyl)<sub>2</sub>, –N(C<sub>1</sub>-C<sub>6</sub> alkyl)S(O)<sub>2</sub>R<sup>5</sup>, –S(O)<sub>2</sub>C<sub>1</sub>-C<sub>6</sub> alkyl, –(C<sub>1</sub>-C<sub>6</sub> alkyl)S(O)<sub>2</sub>R<sup>5</sup>, –C(O)C<sub>1</sub>-C<sub>6</sub> alkyl, –CO<sub>2</sub>C<sub>1</sub>-C<sub>6</sub> alkyl, –N(C<sub>1</sub>-C<sub>6</sub> alkyl)S(O)<sub>2</sub>C<sub>1</sub>-C<sub>6</sub> alkyl, and –(CHR<sup>5</sup>)<sub>n</sub>NR<sup>3</sup>R<sup>4</sup>, wherein each alkyl, alkenyl, cycloalkenyl, alkynyl, cycloalkyl, heterocyclyl, aryl, or heteroaryl is optionally substituted with one or more substituents selected from the group consisting of –OH, halogen, –NO<sub>2</sub>, oxo, –CN, –R<sup>5</sup>, –OR<sup>3</sup>, –NHR<sup>3</sup>, –NR<sup>3</sup>R<sup>4</sup>, –S(O)<sub>2</sub>N(R<sup>3</sup>)<sub>2</sub>, –S(O)<sub>2</sub>R<sup>5</sup>, –C(O)R<sup>5</sup>, –CO<sub>2</sub>R<sup>5</sup>, –NR<sup>3</sup>S(O)<sub>2</sub>R<sup>5</sup>, –S(O)R<sup>5</sup>, –S(O)NR<sup>3</sup>R<sup>4</sup>, –NR<sup>3</sup>S(O)R<sup>5</sup>, heterocyclyl, aryl, and heteroaryl containing 1 to 5 heteroatoms selected from the group consisting of N, S, P, and O;

or R<sup>1</sup> and R<sup>2</sup> can combine with the atom to which they are both attached to form a spirocyclyl, spiroheterocyclyl, or a spirocycloalkenyl;

or R<sup>1</sup> and R<sup>2</sup>, when on adjacent atoms, can combine to form a heterocyclyl, cycloalkyl, cycloalkenyl, aryl, or heteroaryl containing 1 to 5 heteroatoms selected from the group consisting of N, S, P, and O;

or R<sup>1</sup> and R<sup>2</sup>, when on non-adjacent atoms, can combine to form a bridging cycloalkyl, cycloalkenyl, or heterocycloalkyl;

each R<sup>1'</sup> and R<sup>2'</sup> are each independently selected from the group consisting of H, aryl, and heteroaryl containing 1 to 5 heteroatoms selected from the group consisting of N, S, P, and O, wherein each aryl or heteroaryl is optionally substituted with one or more substituents selected from the group consisting of –OH, halogen, –NO<sub>2</sub>, oxo, –CN, –R<sup>3</sup>, –R<sup>5</sup>, –OR<sup>3</sup>, –NHR<sup>3</sup>, –NR<sup>3</sup>R<sup>4</sup>, –S(O)<sub>2</sub>N(R<sup>3</sup>)<sub>2</sub>, –S(O)<sub>2</sub>R<sup>5</sup>, –C(O)R<sup>5</sup>, –CO<sub>2</sub>R<sup>5</sup>, –NR<sup>3</sup>S(O)<sub>2</sub>R<sup>5</sup>, –S(O)R<sup>5</sup>, –S(O)NR<sup>3</sup>R<sup>4</sup>, –NR<sup>3</sup>S(O)R<sup>5</sup>, heterocyclyl, aryl, and heteroaryl containing 1 to 5 heteroatoms selected from the group consisting of N, S, P, and O, wherein at least one of R<sup>1'</sup> or R<sup>2'</sup> is not H;

R<sup>3</sup> and R<sup>4</sup> are independently, at each occurrence, selected from the group consisting of –H, –C<sub>1</sub>-C<sub>6</sub> alkyl, –C<sub>2</sub>-C<sub>6</sub> alkenyl, –C<sub>4</sub>-C<sub>8</sub> cycloalkenyl, –C<sub>2</sub>-C<sub>6</sub> alkynyl, –C<sub>3</sub>-C<sub>8</sub> cycloalkyl, heterocyclyl, aryl, heteroaryl containing 1 to 5 heteroatoms selected from the group consisting of N, S, P, and O, –S(O)<sub>2</sub>N(C<sub>1</sub>-C<sub>6</sub> alkyl)<sub>2</sub>, –S(O)<sub>2</sub>C<sub>1</sub>-C<sub>6</sub> alkyl, –(C<sub>1</sub>-C<sub>6</sub> alkyl)S(O)<sub>2</sub>R<sup>5</sup>, –C(O)C<sub>1</sub>-C<sub>6</sub> alkyl,

–CO<sub>2</sub>C<sub>1</sub>-C<sub>6</sub> alkyl, and –(CHR<sup>5</sup>)<sub>n</sub>N(C<sub>1</sub>-C<sub>6</sub> alkyl)<sub>2</sub>, wherein each alkyl, alkenyl, cycloalkenyl, alkynyl, cycloalkyl, heterocyclyl, aryl, or heteroaryl is optionally substituted with one or more substituents selected from the group consisting of –OH, halogen, –NO<sub>2</sub>, oxo, –CN, –R<sup>5</sup>, –O(C<sub>1</sub>-C<sub>6</sub>) alkyl,

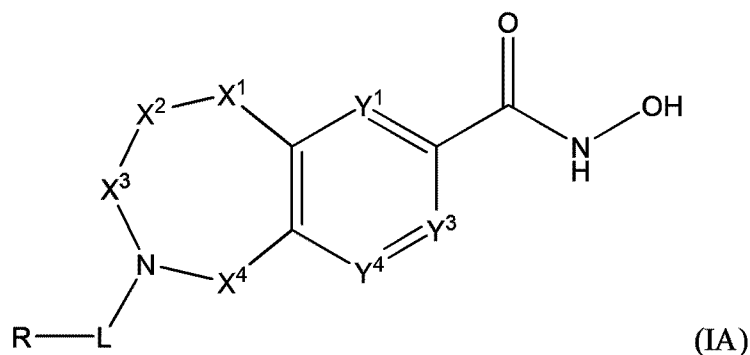
–NHC<sub>1</sub>-C<sub>6</sub> alkyl, N(C<sub>1</sub>-C<sub>6</sub> alkyl)<sub>2</sub>, –S(O)<sub>2</sub>N(C<sub>1</sub>-C<sub>6</sub> alkyl)<sub>2</sub>, –S(O)<sub>2</sub>NH(C<sub>1</sub>-C<sub>6</sub> alkyl), –C(O)C<sub>1</sub>-C<sub>6</sub> alkyl, –CO<sub>2</sub>C<sub>1</sub>-C<sub>6</sub> alkyl, –N(C<sub>1</sub>-C<sub>6</sub> alkyl)S(O)<sub>2</sub>C<sub>1</sub>-C<sub>6</sub> alkyl, –S(O)R<sup>5</sup>, –S(O)N(C<sub>1</sub>-C<sub>6</sub> alkyl)<sub>2</sub>, –N(C<sub>1</sub>-C<sub>6</sub> alkyl)S(O)R<sup>5</sup>, heterocyclyl, aryl, and heteroaryl containing 1 to 5 heteroatoms selected from the group consisting of N, S, P, and O;

R<sup>5</sup> is independently, at each occurrence, selected from the group consisting of –H, –C<sub>1</sub>-C<sub>6</sub> alkyl, –C<sub>2</sub>-C<sub>6</sub> alkenyl, –C<sub>4</sub>-C<sub>8</sub> cycloalkenyl, –C<sub>2</sub>-C<sub>6</sub> alkynyl, –C<sub>3</sub>-C<sub>8</sub> cycloalkyl, heterocyclyl, aryl, heteroaryl containing 1 to 5 heteroatoms selected from the group consisting of N, S, P, and O, –OH, halogen, –NO<sub>2</sub>, –CN, –NHC<sub>1</sub>-C<sub>6</sub> alkyl, –N(C<sub>1</sub>-C<sub>6</sub> alkyl)<sub>2</sub>, –S(O)<sub>2</sub>NH(C<sub>1</sub>-C<sub>6</sub> alkyl), –S(O)<sub>2</sub>N(C<sub>1</sub>-C<sub>6</sub> alkyl)<sub>2</sub>, –S(O)<sub>2</sub>C<sub>1</sub>-C<sub>6</sub> alkyl, –C(O)C<sub>1</sub>-C<sub>6</sub> alkyl, –CO<sub>2</sub>C<sub>1</sub>-C<sub>6</sub> alkyl, –N(C<sub>1</sub>-C<sub>6</sub> alkyl)SO<sub>2</sub>C<sub>1</sub>-C<sub>6</sub> alkyl, –S(O)(C<sub>1</sub>-C<sub>6</sub> alkyl), –S(O)N(C<sub>1</sub>-C<sub>6</sub> alkyl)<sub>2</sub>, –N(C<sub>1</sub>-C<sub>6</sub> alkyl)S(O)(C<sub>1</sub>-C<sub>6</sub> alkyl) and –(CH<sub>2</sub>)<sub>n</sub>N(C<sub>1</sub>-C<sub>6</sub> alkyl)<sub>2</sub>; and

each n is independently and at each occurrence an integer from 0 to 6; and

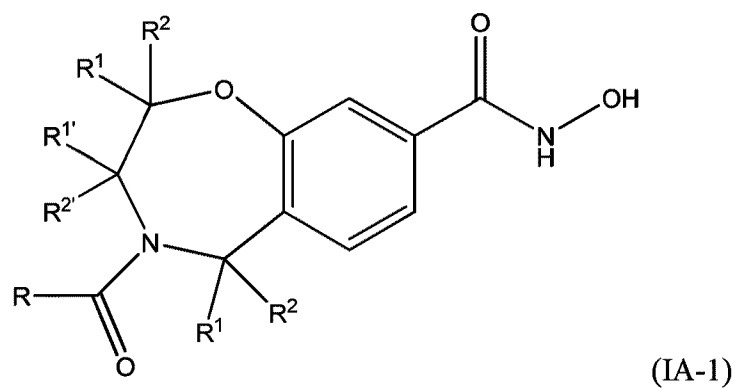
each m is independently and at each occurrence an integer from 1 to 6.

2. The compound of claim 1, wherein the compound is of the Formula IA:



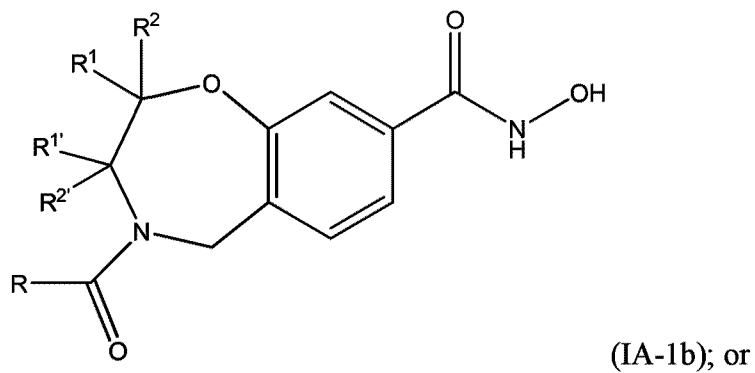
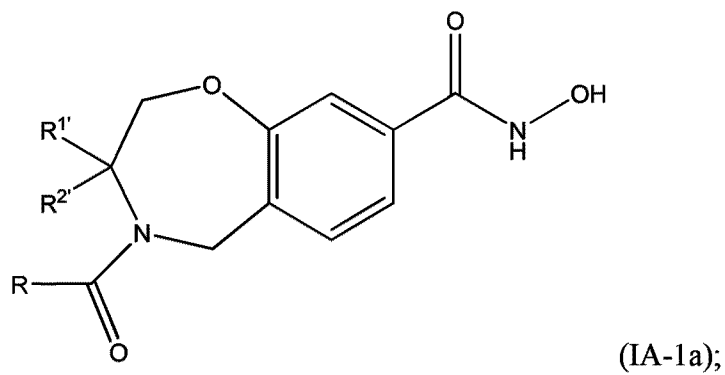
or a pharmaceutically acceptable salt thereof.

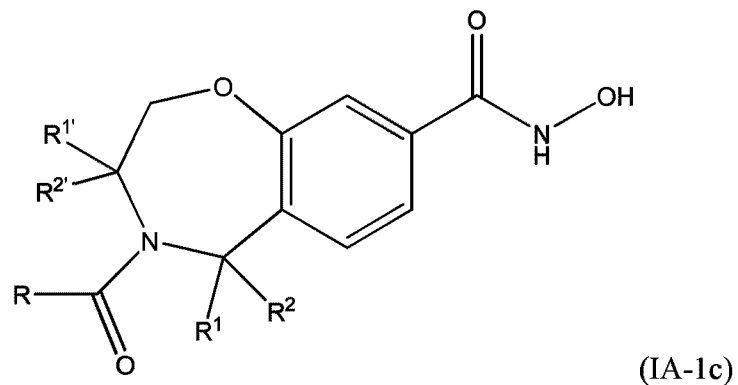
3. The compound of claim 2, wherein the compound is of the Formula IA-1:



or a pharmaceutically acceptable salt thereof.

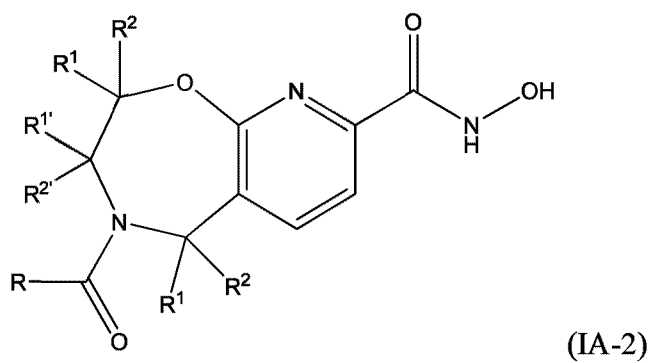
4. The compound of claim 3, wherein the compound is of the Formula IA-1a, Formula IA-1b, or Formula IA-1c:





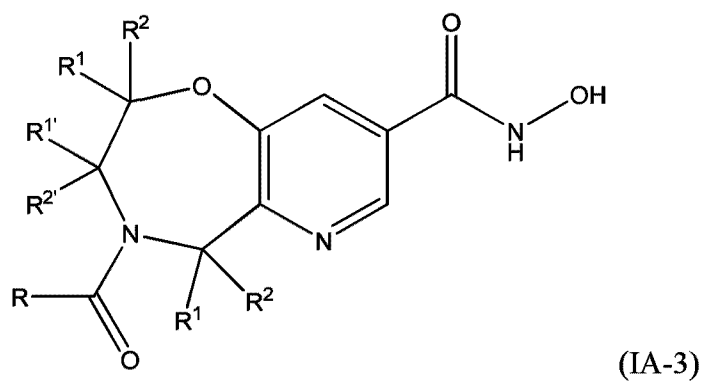
or a pharmaceutically acceptable salt thereof.

5. The compound of claim 2, wherein the compound is of the Formula IA-2:



or a pharmaceutically acceptable salt thereof.

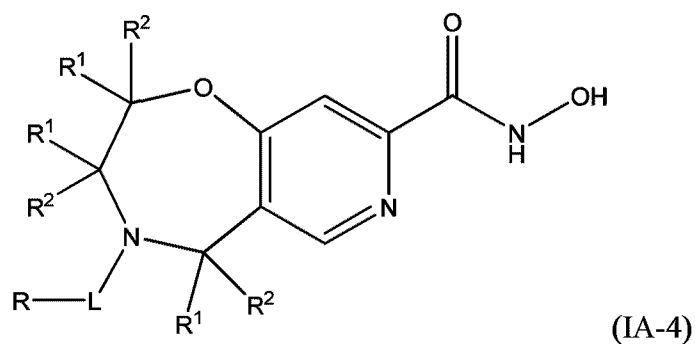
6. The compound of claim 2, wherein the compound is of the Formula IA-3:



or a pharmaceutically acceptable salt thereof.

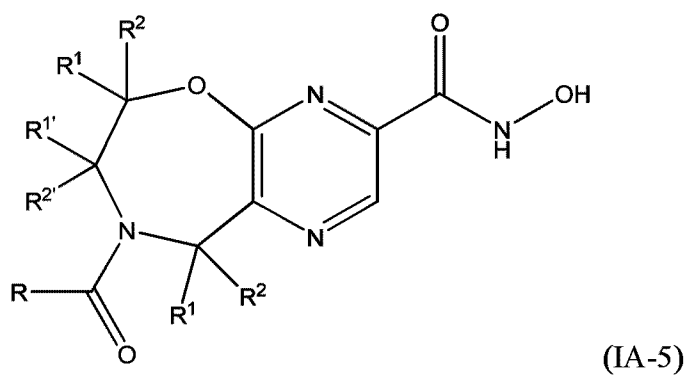


7. The compound of claim 2, wherein the compound is of the Formula IA-4:



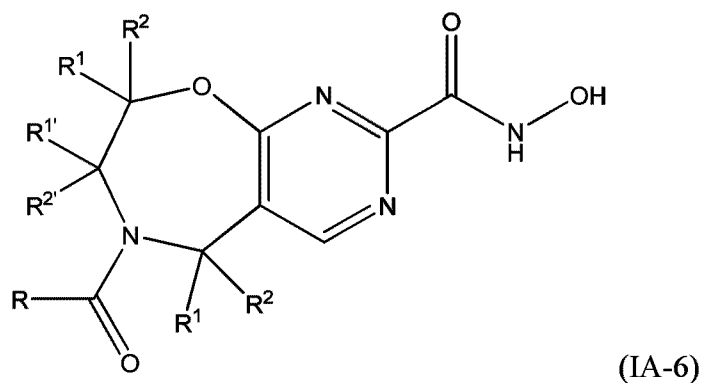
or a pharmaceutically acceptable salt thereof.

8. The compound of claim 2, wherein the compound is of the Formula IA-5:



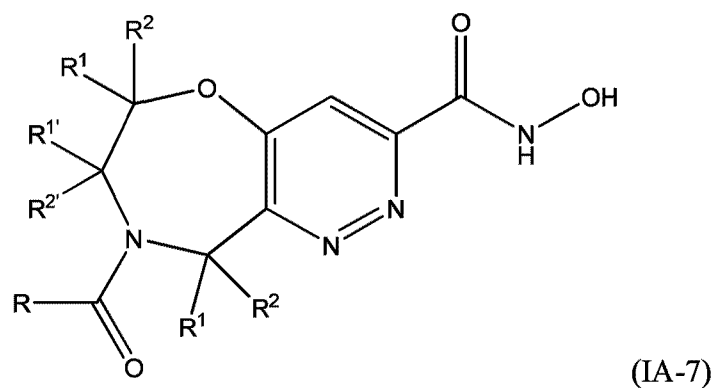
or a pharmaceutically acceptable salt thereof.

9. The compound of claim 2, wherein the compound is of the Formula IA-6:



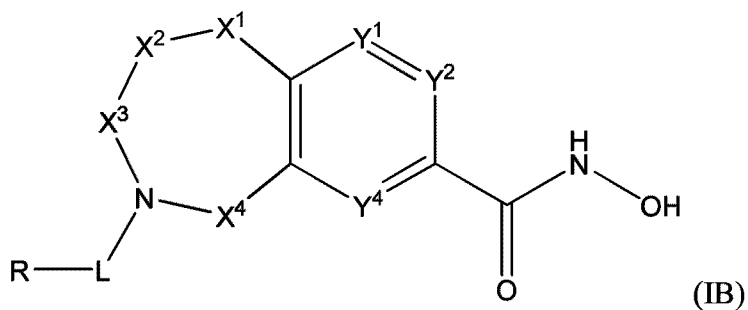
or a pharmaceutically acceptable salt thereof.

10. The compound of claim 2, wherein the compound is of the Formula IA-7:



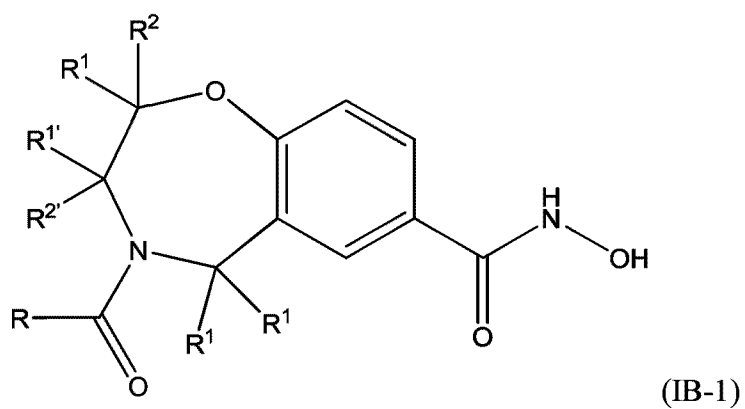
or a pharmaceutically acceptable salt thereof.

11. The compound of claim 1, wherein the compound is of the Formula IB



or a pharmaceutically acceptable salt thereof.

12. The compound of claim 11, wherein the compound is of the Formula IB-1:



or a pharmaceutically acceptable salt thereof.

13. The compound of claim 1, wherein the compound is selected from the group consisting of:

(S)-N-hydroxy-3-phenyl-4-(tetrahydro-2H-pyran-4-carbonyl)-2,3,4,5-tetrahydrobenzo[f][1,4]oxazepine-8-carboxamide;

(R)-N-hydroxy-3-phenyl-4-(tetrahydro-2H-pyran-4-carbonyl)-2,3,4,5-tetrahydrobenzo[f][1,4]oxazepine-8-carboxamide;

(S)-N-hydroxy-4-(oxetane-3-carbonyl)-3-phenyl-2,3,4,5-tetrahydrobenzo[f][1,4]oxazepine-8-carboxamide;

(3S)-4-(8-oxabicyclo[3.2.1]octane-3-carbonyl)-N-hydroxy-3-phenyl-2,3,4,5-tetrahydrobenzo[f][1,4]oxazepine-8-carboxamide;

(S)-4-(4-fluorotetrahydro-2H-pyran-4-carbonyl)-N-hydroxy-3-phenyl-2,3,4,5-tetrahydrobenzo[f][1,4]oxazepine-8-carboxamide;

(S)-4-(cyclohexanecarbonyl)-N-hydroxy-3-phenyl-2,3,4,5-tetrahydrobenzo[f][1,4]oxazepine-8-carboxamide;

(S)-4-(cyclopentanecarbonyl)-N-hydroxy-3-phenyl-2,3,4,5-tetrahydrobenzo[f][1,4]oxazepine-8-carboxamide;

(S)-4-(cyclobutanecarbonyl)-N-hydroxy-3-phenyl-2,3,4,5-tetrahydrobenzo[f][1,4]oxazepine-8-carboxamide;

(S)-N-hydroxy-4-nicotinoyl-3-phenyl-2,3,4,5-tetrahydrobenzo[f][1,4]oxazepine-8-carboxamide;

(S)-N-hydroxy-4-isonicotinoyl-3-phenyl-2,3,4,5-tetrahydrobenzo[f][1,4]oxazepine-8-carboxamide;

(S)-4-(1-acetylpiperidine-4-carbonyl)-N-hydroxy-3-phenyl-2,3,4,5-tetrahydrobenzo[f][1,4]oxazepine-8-carboxamide;

(S)-N-hydroxy-3-phenyl-4-((S)-tetrahydro-2H-pyran-3-carbonyl)-2,3,4,5-tetrahydrobenzo[f][1,4]oxazepine-8-carboxamide;

(S)-N-hydroxy-3-phenyl-4-((R)-tetrahydro-2H-pyran-3-carbonyl)-2,3,4,5-tetrahydrobenzo[f][1,4]oxazepine-8-carboxamide;

(S)-N-hydroxy-3-phenyl-4-((S)-tetrahydrofuran-3-carbonyl)-2,3,4,5-tetrahydrobenzo[f][1,4]oxazepine-8-carboxamide;

(S)-N-hydroxy-3-phenyl-4-((R)-tetrahydrofuran-3-carbonyl)-2,3,4,5-tetrahydrobenzo[f][1,4]oxazepine-8-carboxamide;

(S)-N-hydroxy-4-((1s,4R)-4-methoxycyclohexane-1-carbonyl)-3-phenyl-2,3,4,5-tetrahydrobenzo[f][1,4]oxazepine-8-carboxamide;

(S)-N-hydroxy-4-((1r,4S)-4-methoxycyclohexane-1-carbonyl)-3-phenyl-2,3,4,5-tetrahydrobenzo[f][1,4]oxazepine-8-carboxamide;

(S)-N-hydroxy-4-(1-methylpiperidine-4-carbonyl)-3-phenyl-2,3,4,5-tetrahydrobenzo[f][1,4]oxazepine-8-carboxamide;

(S)-N-hydroxy-4-(1-methoxycyclopropane-1-carbonyl)-3-phenyl-2,3,4,5-tetrahydrobenzo[f][1,4]oxazepine-8-carboxamide;

(S)-N-hydroxy-4-(2-methoxy-2-methylpropanoyl)-3-phenyl-2,3,4,5-tetrahydrobenzo[f][1,4]oxazepine-8-carboxamide;

(S)-N-hydroxy-3-phenyl-4-pivaloyl-2,3,4,5-tetrahydrobenzo[f][1,4]oxazepine-8-carboxamide;

(S)-N-hydroxy-3-phenyl-4-picolinoyl-2,3,4,5-tetrahydrobenzo[f][1,4]oxazepine-8-carboxamide;

(S)-N-hydroxy-4-isobutyryl-3-phenyl-2,3,4,5-tetrahydrobenzo[f][1,4]oxazepine-8-carboxamide;

(S)-N-hydroxy-4-(4-methyltetrahydro-2H-pyran-4-carbonyl)-3-phenyl-2,3,4,5-tetrahydrobenzo[f][1,4]oxazepine-8-carboxamide;

(S)-N-hydroxy-4-(1-methoxycyclohexane-1-carbonyl)-3-phenyl-2,3,4,5-tetrahydrobenzo[f][1,4]oxazepine-8-carboxamide;

(S)-N-hydroxy-4-(tetrahydro-2H-pyran-4-carbonyl)-3-(4-(trifluoromethyl)phenyl)-2,3,4,5-tetrahydrobenzo[f][1,4]oxazepine-8-carboxamide;

(S)-3-(3-fluorophenyl)-N-hydroxy-4-(tetrahydro-2H-pyran-4-carbonyl)-2,3,4,5-tetrahydrobenzo[f][1,4]oxazepine-8-carboxamide;

(S)-N-hydroxy-4-(tetrahydro-2H-pyran-4-carbonyl)-3-(p-tolyl)-2,3,4,5-tetrahydrobenzo[f][1,4]oxazepine-8-carboxamide;

(S)-3-(4-chlorophenyl)-N-hydroxy-4-(tetrahydro-2H-pyran-4-carbonyl)-2,3,4,5-tetrahydrobenzo[f][1,4]oxazepine-8-carboxamide;

(S)-3-(3-chlorophenyl)-N-hydroxy-4-(tetrahydro-2H-pyran-4-carbonyl)-2,3,4,5-tetrahydrobenzo[f][1,4]oxazepine-8-carboxamide;

(S)-3-(4-fluorophenyl)-N-hydroxy-4-(tetrahydro-2H-pyran-4-carbonyl)-2,3,4,5-tetrahydrobenzo[f][1,4]oxazepine-8-carboxamide;

(S)-N-hydroxy-4-(tetrahydro-2H-pyran-4-carbonyl)-3-(o-tolyl)-2,3,4,5-tetrahydrobenzo[f][1,4]oxazepine-8-carboxamide;

(R)-N-hydroxy-3-(pyridin-3-yl)-4-(tetrahydro-2H-pyran-4-carbonyl)-2,3,4,5-tetrahydrobenzo[f][1,4]oxazepine-8-carboxamide;  
(S)-N-hydroxy-3-(pyridin-3-yl)-4-(tetrahydro-2H-pyran-4-carbonyl)-2,3,4,5-tetrahydrobenzo[f][1,4]oxazepine-8-carboxamide;  
(S)-3-(2-fluorophenyl)-N-hydroxy-4-(tetrahydro-2H-pyran-4-carbonyl)-2,3,4,5-tetrahydrobenzo[f][1,4]oxazepine-8-carboxamide;  
(R)-3-(2-fluorophenyl)-N-hydroxy-4-(tetrahydro-2H-pyran-4-carbonyl)-2,3,4,5-tetrahydrobenzo[f][1,4]oxazepine-8-carboxamide;  
(S)-N-hydroxy-4-(tetrahydro-2H-pyran-4-carbonyl)-3-(2-(trifluoromethyl)phenyl)-2,3,4,5-tetrahydrobenzo[f][1,4]oxazepine-8-carboxamide;  
(R)-N-hydroxy-4-(tetrahydro-2H-pyran-4-carbonyl)-3-(2-(trifluoromethyl)phenyl)-2,3,4,5-tetrahydrobenzo[f][1,4]oxazepine-8-carboxamide;  
(S)-N-hydroxy-4-(tetrahydro-2H-pyran-4-carbonyl)-3-(3-(trifluoromethyl)phenyl)-2,3,4,5-tetrahydrobenzo[f][1,4]oxazepine-8-carboxamide;  
(R)-N-hydroxy-4-(tetrahydro-2H-pyran-4-carbonyl)-3-(3-(trifluoromethyl)phenyl)-2,3,4,5-tetrahydrobenzo[f][1,4]oxazepine-8-carboxamide;  
(S)-4-acetyl-N-hydroxy-3-phenyl-2,3,4,5-tetrahydrobenzo[f][1,4]oxazepine-8-carboxamide;  
(S)-4-(4-fluorobenzoyl)-N-hydroxy-3-phenyl-2,3,4,5-tetrahydrobenzo[f][1,4]oxazepine-8-carboxamide;  
(S)-N-hydroxy-4-(1-(methoxymethyl)cyclopropane-1-carbonyl)-3-phenyl-2,3,4,5-tetrahydrobenzo[f][1,4]oxazepine-8-carboxamide; and  
(3S)-N-hydroxy-3-phenyl-4-(tetrahydrofuran-2-carbonyl)-2,3,4,5-tetrahydrobenzo[f][1,4]oxazepine-8-carboxamide.

14. The compound of claim 1 selected from the group consisting of

(S)-N-hydroxy-4-(4-methyltetrahydro-2H-pyran-4-carbonyl)-3-(o-tolyl)-2,3,4,5-tetrahydrobenzo[f][1,4]oxazepine-8-carboxamide;  
(S)-N-hydroxy-4-(4-methyltetrahydro-2H-pyran-4-carbonyl)-3-(3-(trifluoromethyl)phenyl)-2,3,4,5-tetrahydrobenzo[f][1,4]oxazepine-8-carboxamide;  
(R)-N-hydroxy-4-(4-methyltetrahydro-2H-pyran-4-carbonyl)-3-(3-(trifluoromethyl)phenyl)-2,3,4,5-tetrahydrobenzo[f][1,4]oxazepine-8-carboxamide;

(S)-3-(3-fluorophenyl)-N-hydroxy-4-(4-methyltetrahydro-2H-pyran-4-carbonyl)-2,3,4,5-tetrahydrobenzo[f][1,4]oxazepine-8-carboxamide;

(R)-3-(3-fluorophenyl)-N-hydroxy-4-(tetrahydro-2H-pyran-4-carbonyl)-2,3,4,5-tetrahydrobenzo[f][1,4]oxazepine-8-carboxamide;

(R)-3-(3-fluorophenyl)-N-hydroxy-4-(4-methyltetrahydro-2H-pyran-4-carbonyl)-2,3,4,5-tetrahydrobenzo[f][1,4]oxazepine-8-carboxamide;

(S)-N-hydroxy-4-(4-methyltetrahydro-2H-pyran-4-carbonyl)-3-(2-(trifluoromethyl)phenyl)-2,3,4,5-tetrahydrobenzo[f][1,4]oxazepine-8-carboxamide;

(R)-N-hydroxy-4-(4-methyltetrahydro-2H-pyran-4-carbonyl)-3-(2-(trifluoromethyl)phenyl)-2,3,4,5-tetrahydrobenzo[f][1,4]oxazepine-8-carboxamide;

(S)-3-(2-fluorophenyl)-N-hydroxy-4-(4-methyltetrahydro-2H-pyran-4-carbonyl)-2,3,4,5-tetrahydrobenzo[f][1,4]oxazepine-8-carboxamide;

(R)-3-(2-fluorophenyl)-N-hydroxy-4-(4-methyltetrahydro-2H-pyran-4-carbonyl)-2,3,4,5-tetrahydrobenzo[f][1,4]oxazepine-8-carboxamide;

(S)-N-hydroxy-4-(4-methyltetrahydro-2H-pyran-4-carbonyl)-3-(4-(trifluoromethyl)phenyl)-2,3,4,5-tetrahydrobenzo[f][1,4]oxazepine-8-carboxamide;

(S)-N-hydroxy-4-(4-methyltetrahydro-2H-pyran-4-carbonyl)-3-(p-tolyl)-2,3,4,5-tetrahydrobenzo[f][1,4]oxazepine-8-carboxamide;

(S)-3-(4-chlorophenyl)-N-hydroxy-4-(4-methyltetrahydro-2H-pyran-4-carbonyl)-2,3,4,5-tetrahydrobenzo[f][1,4]oxazepine-8-carboxamide;

(S)-3-(3-chlorophenyl)-N-hydroxy-4-(4-methyltetrahydro-2H-pyran-4-carbonyl)-2,3,4,5-tetrahydrobenzo[f][1,4]oxazepine-8-carboxamide;

(S)-3-(4-fluorophenyl)-N-hydroxy-4-(4-methyltetrahydro-2H-pyran-4-carbonyl)-2,3,4,5-tetrahydrobenzo[f][1,4]oxazepine-8-carboxamide;

(S)-N-hydroxy-3-(quinoxalin-6-yl)-4-(tetrahydro-2H-pyran-4-carbonyl)-2,3,4,5-tetrahydrobenzo[f][1,4]oxazepine-8-carboxamide;

(S)-N-hydroxy-3-(quinolin-6-yl)-4-(tetrahydro-2H-pyran-4-carbonyl)-2,3,4,5-tetrahydrobenzo[f][1,4]oxazepine-8-carboxamide;

(S)-N-hydroxy-3-(quinolin-7-yl)-4-(tetrahydro-2H-pyran-4-carbonyl)-2,3,4,5-tetrahydrobenzo[f][1,4]oxazepine-8-carboxamide;

(S)-N-hydroxy-3-(naphthalen-2-yl)-4-(tetrahydro-2H-pyran-4-carbonyl)-2,3,4,5-tetrahydrobenzo[f][1,4]oxazepine-8-carboxamide;

(R)-N-hydroxy-3-(quinoxalin-6-yl)-4-(tetrahydro-2H-pyran-4-carbonyl)-2,3,4,5-tetrahydrobenzo[f][1,4]oxazepine-8-carboxamide;

(R)-N-hydroxy-3-(quinolin-6-yl)-4-(tetrahydro-2H-pyran-4-carbonyl)-2,3,4,5-tetrahydrobenzo[f][1,4]oxazepine-8-carboxamide;

(R)-N-hydroxy-3-(quinolin-7-yl)-4-(tetrahydro-2H-pyran-4-carbonyl)-2,3,4,5-tetrahydrobenzo[f][1,4]oxazepine-8-carboxamide;

(R)-N-hydroxy-3-(naphthalen-2-yl)-4-(tetrahydro-2H-pyran-4-carbonyl)-2,3,4,5-tetrahydrobenzo[f][1,4]oxazepine-8-carboxamide;

(S)-N-hydroxy-3-(quinoxalin-5-yl)-4-(tetrahydro-2H-pyran-4-carbonyl)-2,3,4,5-tetrahydrobenzo[f][1,4]oxazepine-8-carboxamide;

(S)-N-hydroxy-3-(quinolin-5-yl)-4-(tetrahydro-2H-pyran-4-carbonyl)-2,3,4,5-tetrahydrobenzo[f][1,4]oxazepine-8-carboxamide;

(S)-N-hydroxy-3-(quinolin-8-yl)-4-(tetrahydro-2H-pyran-4-carbonyl)-2,3,4,5-tetrahydrobenzo[f][1,4]oxazepine-8-carboxamide;

(S)-N-hydroxy-3-(naphthalen-1-yl)-4-(tetrahydro-2H-pyran-4-carbonyl)-2,3,4,5-tetrahydrobenzo[f][1,4]oxazepine-8-carboxamide;

(R)-N-hydroxy-3-(quinoxalin-5-yl)-4-(tetrahydro-2H-pyran-4-carbonyl)-2,3,4,5-tetrahydrobenzo[f][1,4]oxazepine-8-carboxamide;

(R)-N-hydroxy-3-(quinolin-5-yl)-4-(tetrahydro-2H-pyran-4-carbonyl)-2,3,4,5-tetrahydrobenzo[f][1,4]oxazepine-8-carboxamide;

(R)-N-hydroxy-3-(quinolin-8-yl)-4-(tetrahydro-2H-pyran-4-carbonyl)-2,3,4,5-tetrahydrobenzo[f][1,4]oxazepine-8-carboxamide;

(R)-N-hydroxy-3-(naphthalen-1-yl)-4-(tetrahydro-2H-pyran-4-carbonyl)-2,3,4,5-tetrahydrobenzo[f][1,4]oxazepine-8-carboxamide;

(3S)-N-hydroxy-5-methyl-3-phenyl-4-(tetrahydro-2H-pyran-4-carbonyl)-2,3,4,5-tetrahydrobenzo[f][1,4]oxazepine-8-carboxamide;

(3S)-N-hydroxy-5-methyl-4-(4-methyltetrahydro-2H-pyran-4-carbonyl)-3-phenyl-2,3,4,5-tetrahydrobenzo[f][1,4]oxazepine-8-carboxamide;

(S)-6-fluoro-N-hydroxy-3-phenyl-4-(tetrahydro-2H-pyran-4-carbonyl)-2,3,4,5-tetrahydrobenzo[f][1,4]oxazepine-8-carboxamide;

(S)-6-fluoro-N-hydroxy-4-(4-methyltetrahydro-2H-pyran-4-carbonyl)-3-phenyl-2,3,4,5-tetrahydrobenzo[f][1,4]oxazepine-8-carboxamide;

(S)-N-hydroxy-4-(3-methoxy-2,2-dimethylpropanoyl)-3-phenyl-2,3,4,5-tetrahydrobenzo[f][1,4]oxazepine-8-carboxamide;

(S)-N-hydroxy-4-(3-methoxy-3-methylbutanoyl)-3-phenyl-2,3,4,5-tetrahydrobenzo[f][1,4]oxazepine-8-carboxamide;

(S)-N-hydroxy-4-(3-hydroxy-3-methylbutanoyl)-3-phenyl-2,3,4,5-tetrahydrobenzo[f][1,4]oxazepine-8-carboxamide;

(S)-N-hydroxy-3-phenyl-4-(3-phenylpropanoyl)-2,3,4,5-tetrahydrobenzo[f][1,4]oxazepine-8-carboxamide;

(S)-N-hydroxy-3-phenyl-4-(4,4,4-trifluorobutanoyl)-2,3,4,5-tetrahydrobenzo[f][1,4]oxazepine-8-carboxamide;

(S)-N-hydroxy-3-phenyl-4-(3-(trifluoromethoxy)propanoyl)-2,3,4,5-tetrahydrobenzo[f][1,4]oxazepine-8-carboxamide;

(S)-N-hydroxy-3-phenyl-4-(3-(tetrahydro-2H-pyran-4-yl)propanoyl)-2,3,4,5-tetrahydrobenzo[f][1,4]oxazepine-8-carboxamide;

(S)-4-(3-(dimethylamino)propanoyl)-N-hydroxy-3-phenyl-2,3,4,5-tetrahydrobenzo[f][1,4]oxazepine-8-carboxamide; and

(S)-4-(2,2-dimethyl-3-(tetrahydro-2H-pyran-4-yl)propanoyl)-N-hydroxy-3-phenyl-2,3,4,5-tetrahydrobenzo[f][1,4]oxazepine-8-carboxamide;

or a pharmaceutically acceptable salt thereof.

15. A pharmaceutical composition comprising the compound of any one of claims 1 to 14, or a pharmaceutically acceptable salt thereof, and a pharmaceutically acceptable carrier.

16. The compound of claim 1, wherein

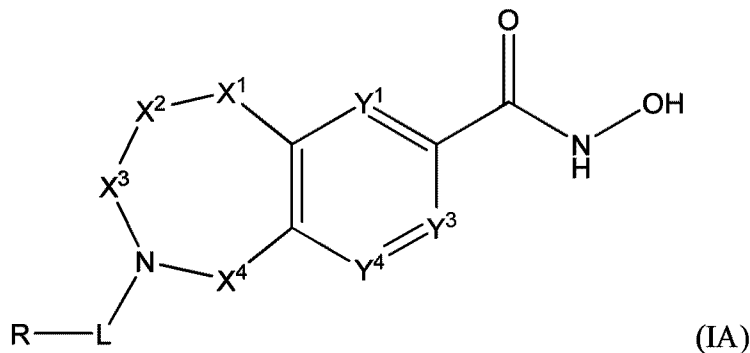
Y<sup>1</sup> and Y<sup>4</sup> are not bonded to –C(O)NHOH and are each CR<sup>1</sup>;

Y<sup>2</sup> and Y<sup>3</sup> are each CR<sup>1</sup> when not bonded to –C(O)NHOH, and Y<sup>2</sup> and Y<sup>3</sup> are C when bonded to –C(O)NHOH; and



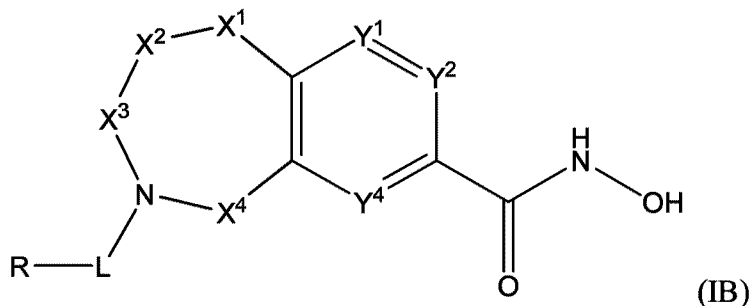
each R<sup>1</sup> and R<sup>2</sup> are independently, at each occurrence, selected from the group consisting of -H, -R<sup>3</sup>, -R<sup>4</sup>, -C<sub>1</sub>-C<sub>6</sub> alkyl, -C<sub>2</sub>-C<sub>6</sub> alkenyl, -C<sub>4</sub>-C<sub>8</sub> cycloalkenyl, -C<sub>2</sub>-C<sub>6</sub> alkynyl, -C<sub>3</sub>-C<sub>8</sub> cycloalkyl, heterocyclyl, aryl, heteroaryl containing 1 to 5 heteroatoms selected from the group consisting of N, S, P, and O, -OH, halogen, -NO<sub>2</sub>, -CN, -NHC<sub>1</sub>-C<sub>6</sub> alkyl, -N(C<sub>1</sub>-C<sub>6</sub> alkyl)<sub>2</sub>, -S(O)<sub>2</sub>N(C<sub>1</sub>-C<sub>6</sub> alkyl)<sub>2</sub>, -N(C<sub>1</sub>-C<sub>6</sub> alkyl)S(O)<sub>2</sub>R<sup>5</sup>, -S(O)<sub>2</sub>C<sub>1</sub>-C<sub>6</sub> alkyl, -(C<sub>1</sub>-C<sub>6</sub> alkyl)S(O)<sub>2</sub>R<sup>5</sup>, -C(O)C<sub>1</sub>-C<sub>6</sub> alkyl, -CO<sub>2</sub>C<sub>1</sub>-C<sub>6</sub> alkyl, -N(C<sub>1</sub>-C<sub>6</sub> alkyl)S(O)<sub>2</sub>C<sub>1</sub>-C<sub>6</sub> alkyl, and -(CHR<sup>5</sup>)<sub>n</sub>NR<sup>3</sup>R<sup>4</sup>, wherein each alkyl, alkenyl, cycloalkenyl, alkynyl, cycloalkyl, heterocyclyl, aryl, or heteroaryl is optionally substituted with one or more substituents selected from the group consisting of -OH, halogen, -NO<sub>2</sub>, oxo, -CN, -R<sup>5</sup>, -OR<sup>3</sup>, -NHR<sup>3</sup>, -NR<sup>3</sup>R<sup>4</sup>, -S(O)<sub>2</sub>N(R<sup>3</sup>)<sub>2</sub>, -S(O)<sub>2</sub>R<sup>5</sup>, -C(O)R<sup>5</sup>, -CO<sub>2</sub>R<sup>5</sup>, -NR<sup>3</sup>S(O)<sub>2</sub>R<sup>5</sup>, -S(O)R<sup>5</sup>, -S(O)NR<sup>3</sup>R<sup>4</sup>, -NR<sup>3</sup>S(O)R<sup>5</sup>, heterocycle, aryl, and heteroaryl containing 1 to 5 heteroatoms selected from the group consisting of N, S, P, and O.

17. The compound of claim 16, wherein the compound is of the Formula IA:



or a pharmaceutically acceptable salt thereof.

18. The compound of claim 16, wherein the compound is of the Formula IB



or a pharmaceutically acceptable salt thereof.

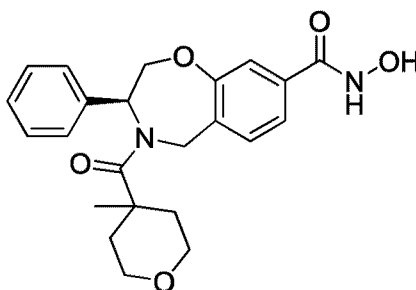
19. A pharmaceutical composition comprising the compound of claim 16 and a pharmaceutically acceptable carrier.
20. The compound of claim 16, wherein the compound is (S)-4-(4-fluorotetrahydro-2H-pyran-4-carbonyl)-N-hydroxy-3-phenyl-2,3,4,5-tetrahydrobenzo[f][1,4]oxazepine-8-carboxamide, or a pharmaceutically acceptable salt thereof.
21. The compound of claim 16, wherein the compound is (S)-N-hydroxy-3-phenyl-4-(tetrahydro-2H-pyran-4-carbonyl)-2,3,4,5-tetrahydrobenzo[f][1,4]oxazepine-8-carboxamide, or a pharmaceutically acceptable salt thereof.
22. The compound of claim 16, wherein the compound is (S)-N-hydroxy-3-phenyl-4-(tetrahydro-2H-pyran-3-carbonyl)-2,3,4,5-tetrahydrobenzo[f][1,4]oxazepine-8-carboxamide, or a pharmaceutically acceptable salt thereof.
23. The compound of claim 16, wherein the compound is (S)-4-(8-oxabicyclo[3.2.1]octane-3-carbonyl)-N-hydroxy-3-phenyl-2,3,4,5-tetrahydrobenzo[f][1,4]oxazepine-8-carboxamide, or a pharmaceutically acceptable salt thereof.
24. The pharmaceutical composition of claim 19, wherein the compound is (S)-4-(4-fluorotetrahydro-2H-pyran-4-carbonyl)-N-hydroxy-3-phenyl-2,3,4,5-tetrahydrobenzo[f][1,4]oxazepine-8-carboxamide, or a pharmaceutically acceptable salt thereof.
25. The pharmaceutical composition of claim 19, wherein the compound is (S)-N-hydroxy-3-phenyl-4-(tetrahydro-2H-pyran-4-carbonyl)-2,3,4,5-tetrahydrobenzo[f][1,4]oxazepine-8-carboxamide, or a pharmaceutically acceptable salt thereof.
26. The pharmaceutical composition of claim 19, wherein the compound is (S)-N-hydroxy-3-phenyl-4-(tetrahydro-2H-pyran-3-carbonyl)-2,3,4,5-tetrahydrobenzo[f][1,4]oxazepine-8-carboxamide, or a pharmaceutically acceptable salt thereof.

27. The pharmaceutical composition of claim 19, wherein the compound is (S)-4-(8-oxabicyclo[3.2.1]octane-3-carbonyl)-N-hydroxy-3-phenyl-2,3,4,5-tetrahydrobenzo[f][1,4]oxazepine-8-carboxamide, or a pharmaceutically acceptable salt thereof.
28. The compound of claim 16, wherein one of R<sup>1'</sup> and R<sup>2'</sup> is optionally substituted aryl and the other of R<sup>1'</sup> and R<sup>2'</sup> is H.
29. The compound of claim 16, wherein one of R<sup>1'</sup> and R<sup>2'</sup> is optionally substituted heteroaryl and the other of R<sup>1'</sup> and R<sup>2'</sup> is H.
30. The compound of claim 28, wherein one of R<sup>1'</sup> and R<sup>2'</sup> is unsubstituted aryl, and the other of R<sup>1'</sup> and R<sup>2'</sup> is -H.
31. The compound of claim 28, wherein one of R<sup>1'</sup> and R<sup>2'</sup> is aryl substituted with one or more substituents selected from the group consisting of halogen and optionally substituted -C<sub>1</sub>-C<sub>6</sub> alkyl, and the other of R<sup>1'</sup> and R<sup>2'</sup> is -H.
32. The compound of claim 31, wherein one of R<sup>1'</sup> and R<sup>2'</sup> is aryl substituted with -C<sub>1</sub>-C<sub>6</sub> alkyl that is substituted with one or more halogen, and the other of R<sup>1'</sup> and R<sup>2'</sup> is -H.
33. The compound of claim 28, wherein L is -C(O)- and R is an optionally substituted group selected from the group consisting of -C<sub>1</sub>-C<sub>6</sub> alkyl, -C<sub>3</sub>-C<sub>8</sub> cycloalkyl, heterocyclyl, aryl, and heteroaryl.
34. The compound of claim 33, wherein R is an optionally substituted group selected from the group consisting of -C<sub>1</sub>-C<sub>6</sub> alkyl, -C<sub>3</sub>-C<sub>8</sub> cycloalkyl, and heterocyclyl.
35. The compound of claim 34, wherein R is -C<sub>3</sub>-C<sub>8</sub> cycloalkyl or heterocyclyl, each of which is optionally substituted with one or more substituents selected from the group consisting of halogen, -OR<sup>3</sup>, -C(O)R<sup>1</sup>, -S(O)R<sup>1</sup>, and optionally substituted -C<sub>1</sub>-C<sub>6</sub> alkyl.

36. The compound of claim 34, wherein R is optionally substituted -C<sub>3</sub>-C<sub>8</sub> cycloalkyl.
37. The compound of claim 34, wherein R is optionally substituted heterocyclyl.
38. The compound of claim 37, wherein R is an optionally substituted heterocyclyl selected from the group consisting of oxetanyl, tetrahydrofuranyl, tetrahydropyranyl, dioxanyl, and oxepanyl.
39. The compound of claim 38, wherein R is heterocyclyl substituted with one or more substituents selected from the group consisting of -C<sub>1</sub>-C<sub>6</sub> alkyl and halogen.
40. The compound of claim 33, wherein R is optionally substituted -C<sub>1</sub>-C<sub>6</sub> alkyl.
41. The compound of claim 40, wherein R is -C<sub>1</sub>-C<sub>6</sub> alkyl substituted with one or more substituents selected from the group consisting of -OR<sup>3</sup>, halogen, -NR<sup>3</sup>R<sup>4</sup>, -C<sub>3</sub>-C<sub>8</sub> cycloalkyl, heterocyclyl, aryl, and heteroaryl.
42. The compound of claim 33, wherein R is optionally substituted aryl or heteroaryl.
43. The compound of claim 42, wherein R is aryl or heteroaryl substituted with one or more substituents selected from the group consisting of halogen, -OR<sup>3</sup>, and optionally substituted -C<sub>1</sub>-C<sub>6</sub> alkyl.
44. The compound of claim 42, wherein R is unsubstituted aryl or unsubstituted heteroaryl.
45. The compound of claim 42, wherein R is optionally substituted aryl.
46. The compound of claim 42, wherein R is optionally substituted heteroaryl.

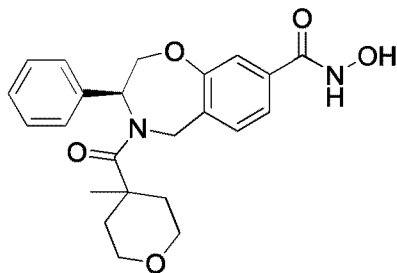
47. The compound of claim 16, wherein the compound is (S)-4-(cyclopentanecarbonyl)-N-hydroxy-3-phenyl-2,3,4,5-tetrahydrobenzo[f][1,4]oxazepine-8-carboxamide, or a pharmaceutically acceptable salt thereof.
48. The compound of claim 16, wherein the compound is (S)-N-hydroxy-3-phenyl-4-pivaloyl-2,3,4,5-tetrahydrobenzo[f][1,4]oxazepine-8-carboxamide, or a pharmaceutically acceptable salt thereof.
49. The compound of claim 16, wherein the compound is (S)-3-(4-chlorophenyl)-N-hydroxy-4-(tetrahydro-2H-pyran-4-carbonyl)-2,3,4,5-tetrahydrobenzo[f][1,4]oxazepine-8-carboxamide, or a pharmaceutically acceptable salt thereof.
50. The pharmaceutical composition of claim 19, wherein the compound is (S)-4-(cyclopentanecarbonyl)-N-hydroxy-3-phenyl-2,3,4,5-tetrahydrobenzo[f][1,4]oxazepine-8-carboxamide, or a pharmaceutically acceptable salt thereof.
51. The pharmaceutical composition of claim 19, wherein the compound is (S)-N-hydroxy-3-phenyl-4-pivaloyl-2,3,4,5-tetrahydrobenzo[f][1,4]oxazepine-8-carboxamide, or a pharmaceutically acceptable salt thereof.
52. The pharmaceutical composition of claim 19, wherein the compound is (S)-3-(4-chlorophenyl)-N-hydroxy-4-(tetrahydro-2H-pyran-4-carbonyl)-2,3,4,5-tetrahydrobenzo[f][1,4]oxazepine-8-carboxamide, or a pharmaceutically acceptable salt thereof.

53. A compound:



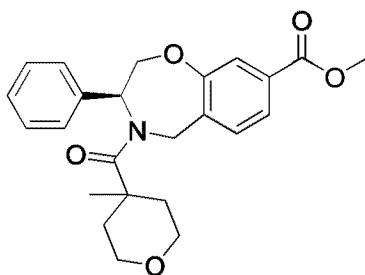
or a pharmaceutically acceptable salt thereof.

54. A composition, comprising:

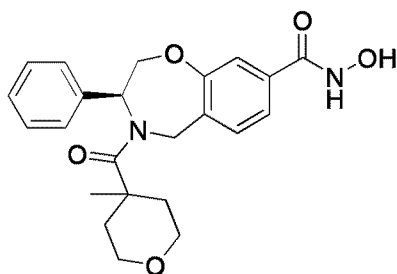


or a pharmaceutically acceptable salt thereof;

wherein the composition further comprises:

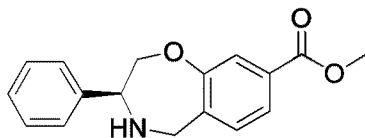


55. A composition, comprising:

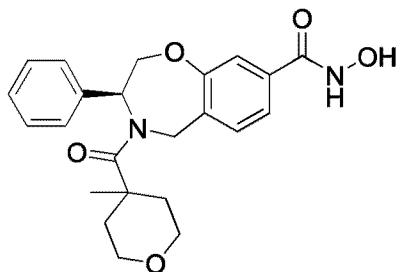


or a pharmaceutically acceptable salt thereof;

wherein the composition further comprises:

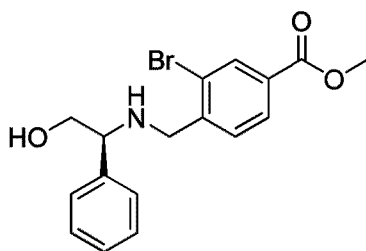


56. A composition, comprising:

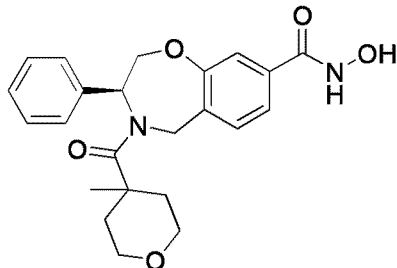


or a pharmaceutically acceptable salt thereof;

wherein the composition further comprises:

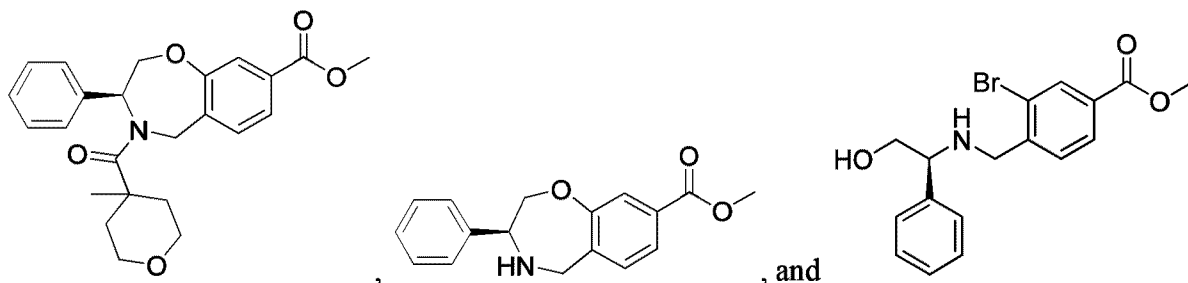


57. A composition, comprising:

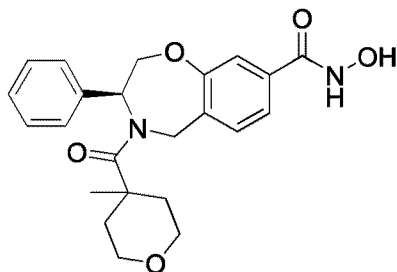


or a pharmaceutically acceptable salt thereof;

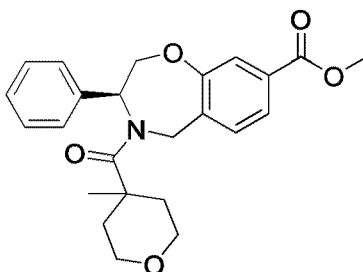
further comprising at least one compound selected from the group consisting of:



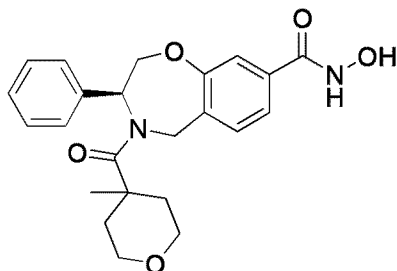
58. A process for preparing a compound:



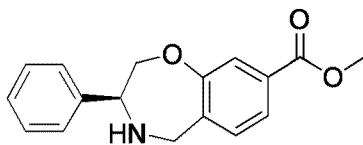
or a pharmaceutically acceptable salt thereof,  
comprising a step of treating an ester:



with hydroxylamine and a first base to form the compound:

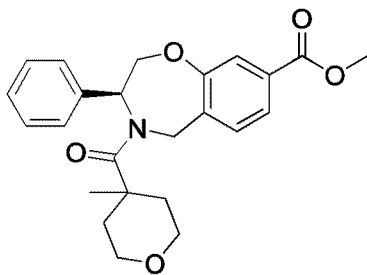


59. The process of claim 58, wherein the process further comprises a step of treating an amine:

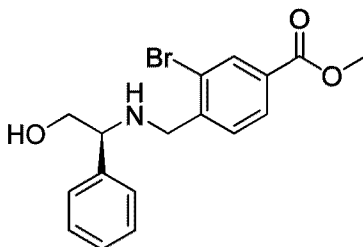




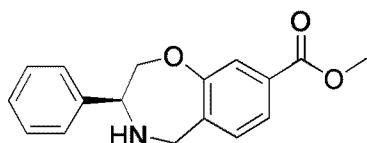
with an acyl halide in the presence of a second base to form the ester:



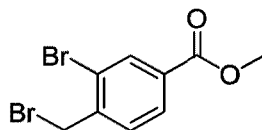
60. The process of claim 59, wherein the process further comprises a step of cyclizing an aryl halide:



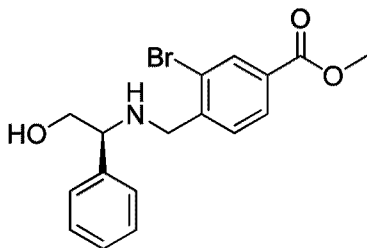
in the presence of a catalytic amount of a metal catalyst to form the amine:



61. The process of claim 60, wherein the process further comprises a step of treating (S)-2-amino-2-phenylethan-1-ol with a benzylic halide:

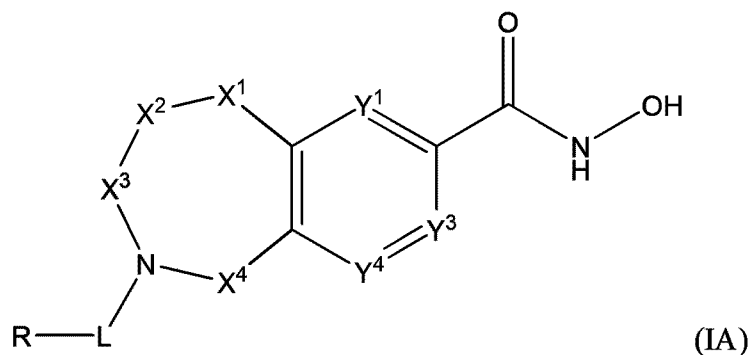


to form the aryl halide:



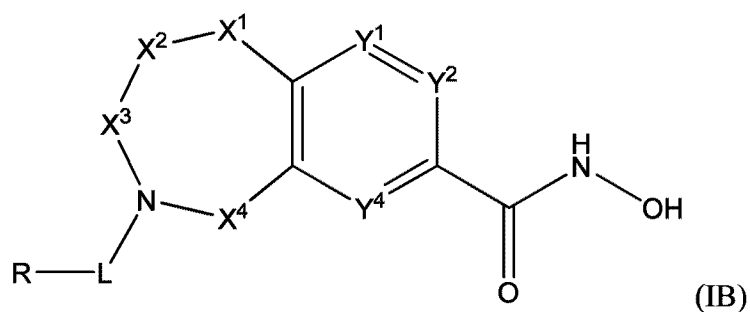
62. The compound of claim 1, wherein one of  $Y^1$ ,  $Y^2$ ,  $Y^3$ , and  $Y^4$  is N; and each  $R^1$  and  $R^2$  are independently, at each occurrence, selected from the group consisting of  $-H$ ,  $-R^3$ ,  $-R^4$ ,  $-C_1-C_6$  alkyl,  $-C_2-C_6$  alkenyl,  $-C_4-C_8$  cycloalkenyl,  $-C_2-C_6$  alkynyl,  $-C_3-C_8$  cycloalkyl, heterocyclyl, aryl, heteroaryl containing 1 to 5 heteroatoms selected from the group consisting of N, S, P, and O,  $-OH$ , halogen,  $-NO_2$ ,  $-CN$ ,  $-NHC_1-C_6$  alkyl,  $-N(C_1-C_6$  alkyl) $_2$ ,  $-S(O)_2N(C_1-C_6$  alkyl) $_2$ ,  $-N(C_1-C_6$  alkyl) $S(O)_2R^5$ ,  $-S(O)_2C_1-C_6$  alkyl,  $-(C_1-C_6$  alkyl) $S(O)_2R^5$ ,  $-C(O)C_1-C_6$  alkyl,  $-CO_2C_1-C_6$  alkyl,  $-N(C_1-C_6$  alkyl) $S(O)_2C_1-C_6$  alkyl, and  $-(CHR^5)_nNR^3R^4$ , wherein each alkyl, alkenyl, cycloalkenyl, alkynyl, cycloalkyl, heterocyclyl, aryl, or heteroaryl is optionally substituted with one or more substituents selected from the group consisting of  $-OH$ , halogen,  $-NO_2$ , oxo,  $-CN$ ,  $-R^5$ ,  $-OR^3$ ,  $-NHR^3$ ,  $-NR^3R^4$ ,  $-S(O)_2N(R^3)_2$ ,  $-S(O)_2R^5$ ,  $-C(O)R^5$ ,  $-CO_2R^5$ ,  $-NR^3S(O)_2R^5$ ,  $-S(O)R^5$ ,  $-S(O)NR^3R^4$ ,  $-NR^3S(O)R^5$ , heterocyclyl, aryl, and heteroaryl containing 1 to 5 heteroatoms selected from the group consisting of N, S, P, and O.

63. The compound of claim 62, wherein the compound is of the Formula IA:



or a pharmaceutically acceptable salt thereof.

64. The compound of claim 62, wherein the compound is of the Formula IB



or a pharmaceutically acceptable salt thereof.

65. The compound of claim 62, wherein one of  $R^{1'}$  and  $R^{2'}$  is optionally substituted aryl and the other of  $R^{1'}$  and  $R^{2'}$  is H.

66. The compound of claim 65, wherein L is  $-C(O)-$  and R is an optionally substituted group selected from the group consisting of  $-C_1-C_6$  alkyl,  $-C_3-C_8$  cycloalkyl, heterocyclyl, aryl, and heteroaryl.

67. The compound of claim 66, wherein R is optionally substituted heterocyclyl.

68. The compound of claim 62, wherein one of  $R^{1'}$  and  $R^{2'}$  is optionally substituted heteroaryl and the other of  $R^{1'}$  and  $R^{2'}$  is H.

69. The compound of claim 68, wherein L is  $-C(O)-$  and R is an optionally substituted group selected from the group consisting of  $-C_1-C_6$  alkyl,  $-C_3-C_8$  cycloalkyl, heterocyclyl, aryl, and heteroaryl.

70. The compound of claim 69, wherein R is optionally substituted heterocyclyl.

71. A pharmaceutical composition comprising the compound of claim 62, and a pharmaceutically acceptable carrier.

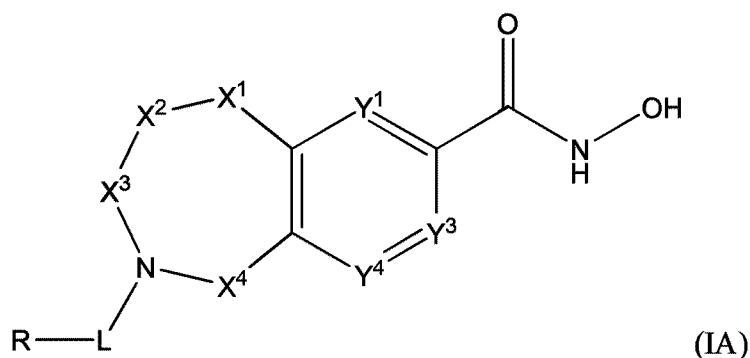
72. The compound of claim 1, wherein

two of  $Y^1$ ,  $Y^2$ ,  $Y^3$ , and  $Y^4$  are N; and

each  $R^1$  and  $R^2$  are independently, at each occurrence, selected from the group consisting of  $-H$ ,  $-R^3$ ,  $-R^4$ ,  $-C_1-C_6$  alkyl,  $-C_2-C_6$  alkenyl,  $-C_4-C_8$  cycloalkenyl,  $-C_2-C_6$  alkynyl,  $-C_3-C_8$  cycloalkyl, heterocyclyl, aryl, heteroaryl containing 1 to 5 heteroatoms selected from the group consisting of N, S, P, and O,  $-OH$ , halogen,  $-NO_2$ ,  $-CN$ ,  $-NHC_1-C_6$  alkyl,  $-N(C_1-C_6$  alkyl) $_2$ ,  $-S(O)_2N(C_1-C_6$  alkyl) $_2$ ,  $-N(C_1-C_6$  alkyl) $S(O)_2R^5$ ,  $-S(O)_2C_1-C_6$  alkyl,  $-(C_1-C_6$  alkyl) $S(O)_2R^5$ ,  $-C(O)C_1-C_6$  alkyl,  $-CO_2C_1-C_6$  alkyl,  $-N(C_1-C_6$  alkyl) $S(O)_2C_1-C_6$  alkyl, and  $-(CHR^5)_nNR^3R^4$ ,

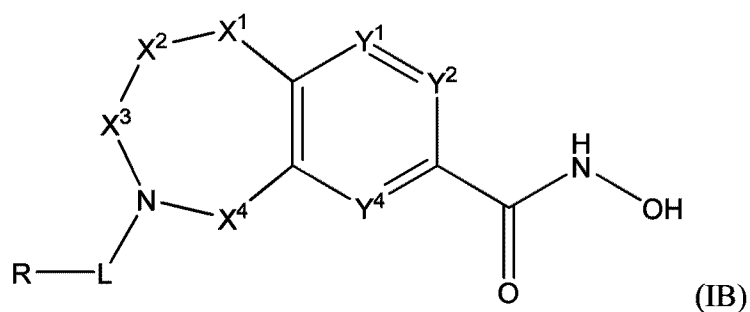
wherein each alkyl, alkenyl, cycloalkenyl, alkynyl, cycloalkyl, heterocyclyl, aryl, or heteroaryl is optionally substituted with one or more substituents selected from the group consisting of  $-OH$ , halogen,  $-NO_2$ , oxo,  $-CN$ ,  $-R^5$ ,  $-OR^3$ ,  $-NHR^3$ ,  $-NR^3R^4$ ,  $-S(O)_2N(R^3)_2$ ,  $-S(O)_2R^5$ ,  $-C(O)R^5$ ,  $-CO_2R^5$ ,  $-NR^3S(O)_2R^5$ ,  $-S(O)R^5$ ,  $-S(O)NR^3R^4$ ,  $-NR^3S(O)R^5$ , heterocyclyl, aryl, and heteroaryl containing 1 to 5 heteroatoms selected from the group consisting of N, S, P, and O.

73. The compound of claim 72, wherein the compound is of the Formula IA:



or a pharmaceutically acceptable salt thereof.

74. The compound of claim 72, wherein the compound is of the Formula IB



or a pharmaceutically acceptable salt thereof.

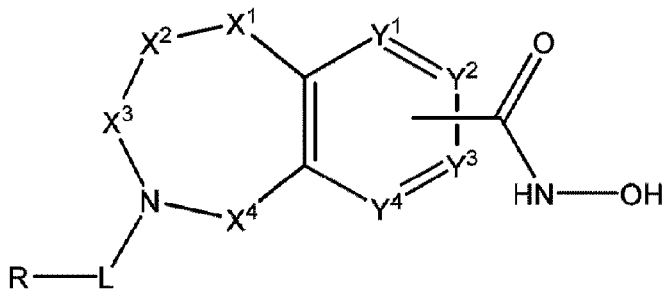
75. The compound of claim 72, wherein one of  $R^{1'}$  and  $R^{2'}$  is optionally substituted aryl and the other of  $R^{1'}$  and  $R^{2'}$  is H.

76. The compound of claim 75, wherein L is  $-C(O)-$  and R is an optionally substituted group selected from the group consisting of  $-C_1-C_6$  alkyl,  $-C_3-C_8$  cycloalkyl, heterocyclyl, aryl, and heteroaryl.

77. The compound of claim 76, wherein R is optionally substituted heterocyclyl.
78. The compound of claim 72, wherein one of R<sup>1'</sup> and R<sup>2'</sup> is optionally substituted heteroaryl and the other of R<sup>1'</sup> and R<sup>2'</sup> is H.
79. The compound of claim 78, wherein L is -C(O)- and R is an optionally substituted group selected from the group consisting of -C<sub>1</sub>-C<sub>6</sub> alkyl, -C<sub>3</sub>-C<sub>8</sub> cycloalkyl, heterocyclyl, aryl, and heteroaryl.
80. The compound of claim 79, wherein R is optionally substituted heterocyclyl.
81. A pharmaceutical composition comprising the compound of claim 72, and a pharmaceutically acceptable carrier.
82. The compound of any one of claims 1-14, 16-18, 20-23, 28-49, 53, 62-70, and 72-80, or a pharmaceutically acceptable salt thereof, for use in treating or preventing a disease associated with HDAC6 modulation.
83. The compound for use of claim 82, wherein the disease is cancer, neurodegenerative disease, neurodevelopmental disorder, inflammatory or autoimmune disease, infection, metabolic disease, hematologic disease, or cardiovascular disease.
84. The compound for use of claim 83, wherein the cancer is cutaneous T-cell lymphoma, peripheral T-cell lymphoma, multiple myeloma, leukemia, lung, ovarian, breast, prostate, pancreatic, hepatocellular or renal cancer.
85. The compound for use of claim 83, wherein the neurodegenerative disease is Alzheimer's, Huntington's, Parkinson's, Amyotrophic Lateral Sclerosis, or spinal muscular atrophy.

86. The compound for use of claim 83, wherein the neurodevelopmental disorder is Rett syndrome.
87. The compound for use of claim 83, wherein the inflammatory or autoimmune disease is rheumatoid arthritis, spondylitis arthritis, psoriatic arthritis, psoriasis, multiple sclerosis, systemic lupus erythematosus, inflammatory bowel diseases, graft versus host disease, transplant rejection or fibrotic disease.
88. The compound for use of any one of claims 82-87, wherein the compound inhibits a histone deacetylase.
89. The compound for use of any one of claims 82-87, wherein the compound inhibits a zinc-dependent histone deacetylase.
90. The compound for use of any one of claims 82-87, wherein the compound inhibits the HDAC6 isozyme zinc-dependent histone deacetylase.
91. Use of the compound of any one of claims 1-14, 16-18, 20-23, 28-49, 53, 62-70, and 72-80, or a pharmaceutically acceptable salt thereof in the manufacture of a medicament for treating or preventing a disease associated with HDAC6 modulation.
92. The use of claim 91, wherein the disease is cancer, neurodegenerative disease, neurodevelopmental disorder, inflammatory or autoimmune disease, infection, metabolic disease, hematologic disease, or cardiovascular disease.
93. The use of claim 92, wherein the cancer is cutaneous T-cell lymphoma, peripheral T-cell lymphoma, multiple myeloma, leukemia, lung, ovarian, breast, prostate, pancreatic, hepatocellular or renal cancer.
94. The use of claim 92, wherein the neurodegenerative disease is Alzheimer's, Huntington's, Parkinson's, Amyotrophic Lateral Sclerosis, or spinal muscular atrophy.

95. The use of claim 92, wherein the neurodevelopmental disorder is Rett syndrome.
96. The use of claim 92, wherein the inflammatory or autoimmune disease is rheumatoid arthritis, spondylitis arthritis, psoriatic arthritis, psoriasis, multiple sclerosis, systemic lupus erythematosus, inflammatory bowel diseases, graft versus host disease, transplant rejection or fibrotic disease.
97. The use of any one of claims 91-96, wherein the compound inhibits a histone deacetylase.
98. The use of any one of claims 91-96, wherein the compound inhibits a zinc-dependent histone deacetylase.
99. The use of any one of claims 91-96, wherein the compound inhibits the HDAC6 isozyme zinc-dependent histone deacetylase.



(I)