



US00D883924S

(12) **United States Design Patent**
Chen et al.

(10) **Patent No.:** **US D883,924 S**

(45) **Date of Patent:** **** May 12, 2020**

(54) **WIRELESS CHARGER**

(71) Applicant: **SHENZHEN HOPEWIN ELECTRONIC MATERIAL CO., LTD.**, Shenzhen, Guangdong (CN)

(72) Inventors: **Wang Chen**, Hunan (CN); **Liya Liu**, Guangdong (CN); **Huimin Xu**, Hunan Province (CN)

(73) Assignee: **SHENZHEN HOPEWIN ELECTRONIC MATERIAL CO., LTD.**, Shenzhen, Guangdong (CN)

(**) Term: **15 Years**

(21) Appl. No.: **29/666,786**

(22) Filed: **Oct. 16, 2018**

(30) **Foreign Application Priority Data**

Jul. 27, 2018 (CN) 2018 3 0412073

(51) **LOC (12) Cl.** **13-02**

(52) **U.S. Cl.**
USPC **D13/108**

(58) **Field of Classification Search**
USPC D13/107-108, 110, 118, 184; D14/251, D14/253, 432, 434
CPC .. H02J 50/00; H02J 50/10; H02J 50/12; H02J 50/50; H02J 50/80; H02J 7/025; H02J 5/00; H02J 5/005
See application file for complete search history.

(56) **References Cited**

U.S. PATENT DOCUMENTS

D607,817 S * 1/2010 Tan D13/108
D637,952 S * 5/2011 Tan D13/102

D659,637 S * 5/2012 Hwang D13/108
D660,227 S * 5/2012 Rodbro D13/107
D680,068 S * 4/2013 Lee D13/108
D693,296 S * 11/2013 Lin D13/108
D697,477 S * 1/2014 Jonas, III D13/108
D699,182 S * 2/2014 Chun D13/108
D772,812 S * 11/2016 Choe D13/108
D787,441 S * 5/2017 Lee D13/108
D812,564 S * 3/2018 Feng D13/108
D845,896 S * 4/2019 Hu D13/108
D868,691 S * 12/2019 Sun D13/108
2019/0326767 A1 * 10/2019 Fan F16M 13/00

* cited by examiner

Primary Examiner — Rosemary K Tarcza

(74) *Attorney, Agent, or Firm* — Juan Carlos A. Marquez; Marquez IP Law Office, PLLC

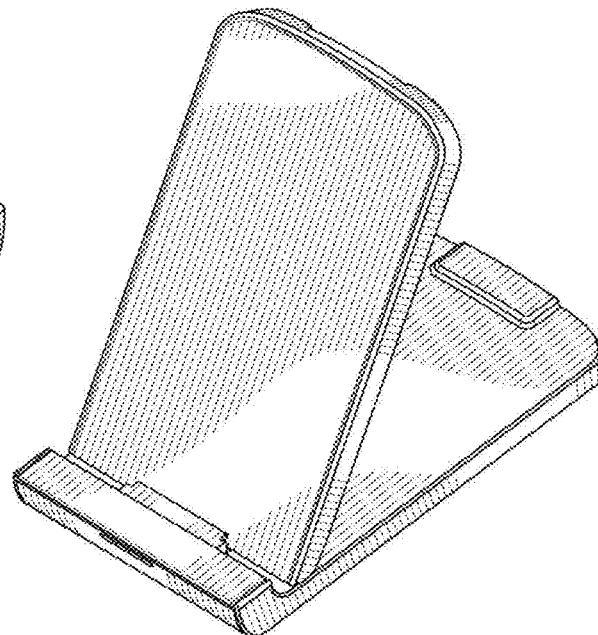
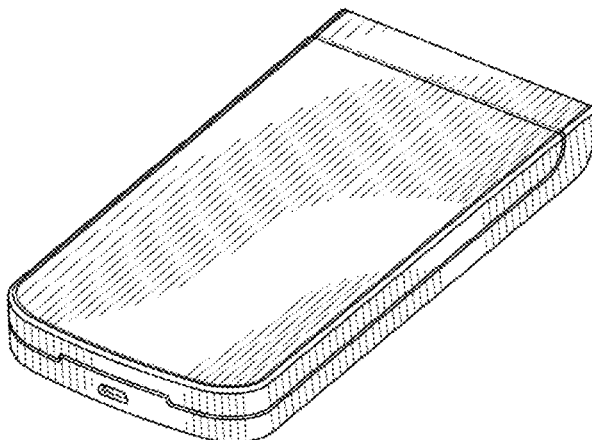
(57) **CLAIM**

The ornamental design for a wireless charger, as shown and described.

DESCRIPTION

FIG. 1 is a perspective view of a wireless charger, showing the new design;
FIG. 2 is a front view thereof;
FIG. 3 is a rear view thereof;
FIG. 4 is a left-side view thereof;
FIG. 5 is a right-side view thereof;
FIG. 6 is a top view thereof;
FIG. 7 is a bottom view thereof; and,
FIG. 8 is a perspective view in an open configuration.

1 Claim, 6 Drawing Sheets



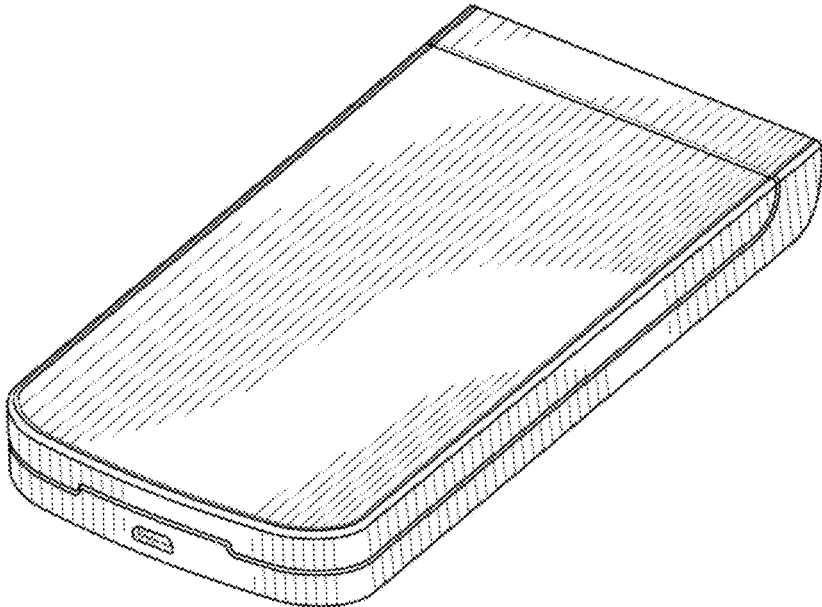


FIG. 1




FIG. 2




FIG. 3




FIG. 4




FIG. 5

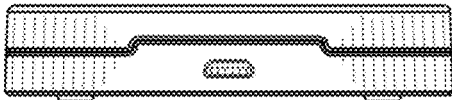


FIG. 6



FIG. 7

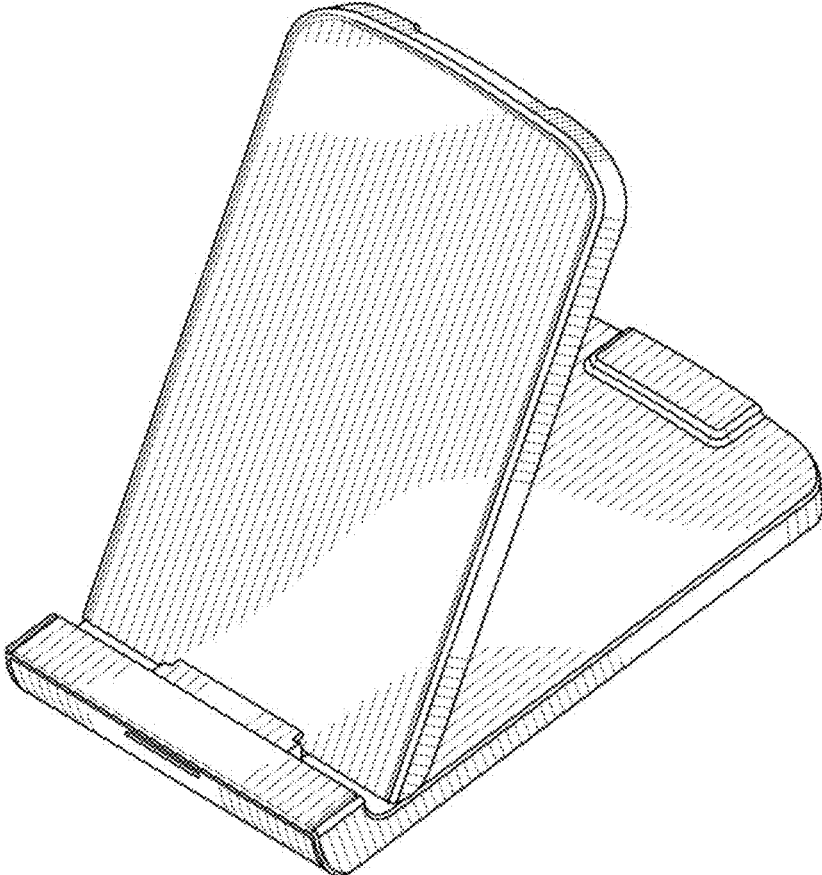


FIG. 8