



US00D788757S

(12) **United States Design Patent**  
**Kim**

(10) **Patent No.:** **US D788,757 S**

(45) **Date of Patent:** **\*\* Jun. 6, 2017**

(54) **CASE FOR ELECTRONIC DEVICE**

(71) Applicant: **Dae-Young Kim**, Seoul (KR)

(72) Inventor: **Dae-Young Kim**, Seoul (KR)

(73) Assignee: **SPIGEN KOREA CO., LTD.**,  
Geumcheon-Gu, Seoul (KR)

(\*\*) Term: **14 Years**

(21) Appl. No.: **29/509,537**

(22) Filed: **Nov. 18, 2014**

(51) **LOC (10) Cl.** ..... **14-03**

(52) **U.S. Cl.**

USPC ..... **D14/250**

(58) **Field of Classification Search**

USPC ..... D14/250–253, 440, 203.3–203.7, 217,  
D14/496, 248, 238.1, 240, 447, 230, 247,  
D14/341, 345, 346, 439; D3/201, 218,  
D3/269, 301, 273, 303; D13/103,  
D13/107–108; 220/4.02; 248/309.1;  
361/679.56; 379/426, 433.11, 455;  
455/575.1, 575.8; 190/100; 206/305,  
206/320

CPC . A45C 2011/002; A45C 11/00; A45C 13/002;  
A45C 2011/003; H04M 1/0283; H04M  
1/0202; H04M 1/185; H04B 1/3888

See application file for complete search history.

(56) **References Cited**

**U.S. PATENT DOCUMENTS**

D446,766 S \* 8/2001 Han ..... D13/103  
D620,003 S \* 7/2010 Chiang ..... D14/341  
D679,271 S \* 4/2013 Liu ..... D13/103

(Continued)

**OTHER PUBLICATIONS**

Spigen “Neo Hybrid Metal Cover Case” for Google Nexus 6,  
available online as of Oct. 31, 2014, “[http://www.amazon.co.uk/  
Spigen%C2%ADHybrid%C2%ADMetal%C2%ADCover%C2%](http://www.amazon.co.uk/Spigen%C2%ADHybrid%C2%ADMetal%C2%ADCover%C2%AD)

ADGoogle/dp/B00OH4H0OA/ref=sr\_1\_12?ie=UTF8&qid=  
1447447874&sr=8%C2%AD12&keywords=Nexus+6+  
Ca%E2%80%A6”, retrieved Nov. 13, 2015.\*

*Primary Examiner* — Sandra Snapp

*Assistant Examiner* — Holly E Thurman

(74) *Attorney, Agent, or Firm* — East West Law Group;  
Heedong Chae

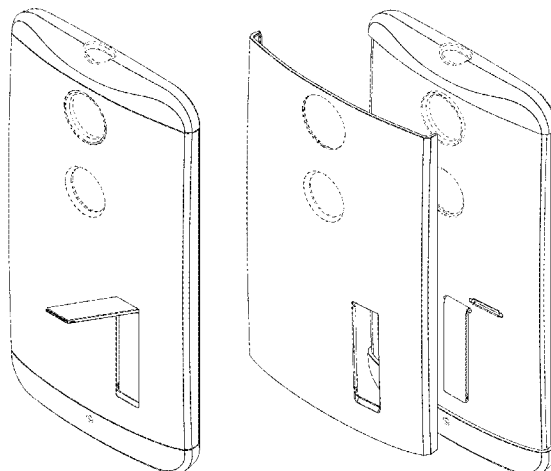
(57) **CLAIM**

The ornamental design for a case for electronic device, as  
shown and described.

**DESCRIPTION**

FIG. 1 is a front perspective view of a case for electronic  
device, comprised of inner portion, outer portion, and sup-  
port leg, showing my new design in an assembled state;  
FIG. 2 is a rear perspective view thereof;  
FIG. 3 is a front elevational view thereof;  
FIG. 4 is a rear elevational view thereof;  
FIG. 5 is a left side elevational view thereof;  
FIG. 6 is a right side elevational view thereof;  
FIG. 7 is a top plan view thereof;  
FIG. 8 is a bottom plan view thereof;  
FIG. 9 is a rear perspective view thereof, showing the  
support leg in an open position;  
FIG. 10 is an exploded rear perspective view thereof show-  
ing the inner portion, outer portion, and support leg of the  
case for electronic device separated for clarity of disclosure;  
FIG. 11 is a front perspective view of the inner portion only  
shown separately for clarity of disclosure;  
FIG. 12 is a rear perspective view thereof;  
FIG. 13 is a front perspective view of the support leg only  
shown separately for clarity of disclosure;  
FIG. 14 is a rear perspective view thereof;  
FIG. 15 is a front perspective view of the outer portion only  
shown separately for clarity of disclosure; and,  
FIG. 16 is a rear perspective view thereof.  
The broken lines depict of unclaimed environment and form  
no part of the claimed design.

**1 Claim, 16 Drawing Sheets**



(56)

**References Cited**

## U.S. PATENT DOCUMENTS

D689,852	S *	9/2013	Azoulay	.....	D14/250
D698,773	S *	2/2014	Wildner	.....	D14/250
D706,254	S *	6/2014	Chang	.....	D14/217
D710,342	S *	8/2014	Fujimura	.....	D14/248
D712,861	S *	9/2014	Fujimura	.....	D14/138 G
D712,888	S *	9/2014	Fujimura	.....	D14/248
D714,272	S *	9/2014	Park	.....	D14/248
D724,572	S *	3/2015	Wildner	.....	D14/250
D732,498	S *	6/2015	Huang	.....	D14/138 G
D732,515	S *	6/2015	Kim	.....	D14/248
D736,754	S *	8/2015	Morgenroth	.....	D14/248
D737,815	S *	9/2015	Finney	.....	D14/138 G
D739,391	S *	9/2015	Chen	.....	D14/248
D741,279	S *	10/2015	Tai	.....	D14/138 G
2014/0085777	A1 *	3/2014	Yeh	.....	H04M 1/0202 361/679.01
2014/0262855	A1 *	9/2014	Gandhi	.....	A45C 11/00 206/45.24
2014/0284096	A1 *	9/2014	Wu	.....	H05K 5/04 174/520

\* cited by examiner

FIG. 1

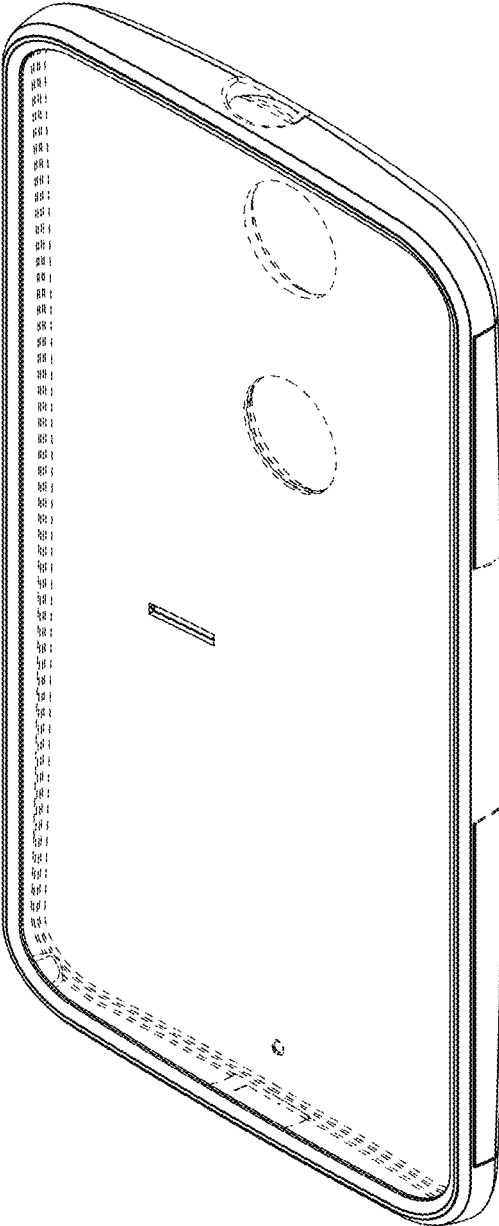


FIG. 2

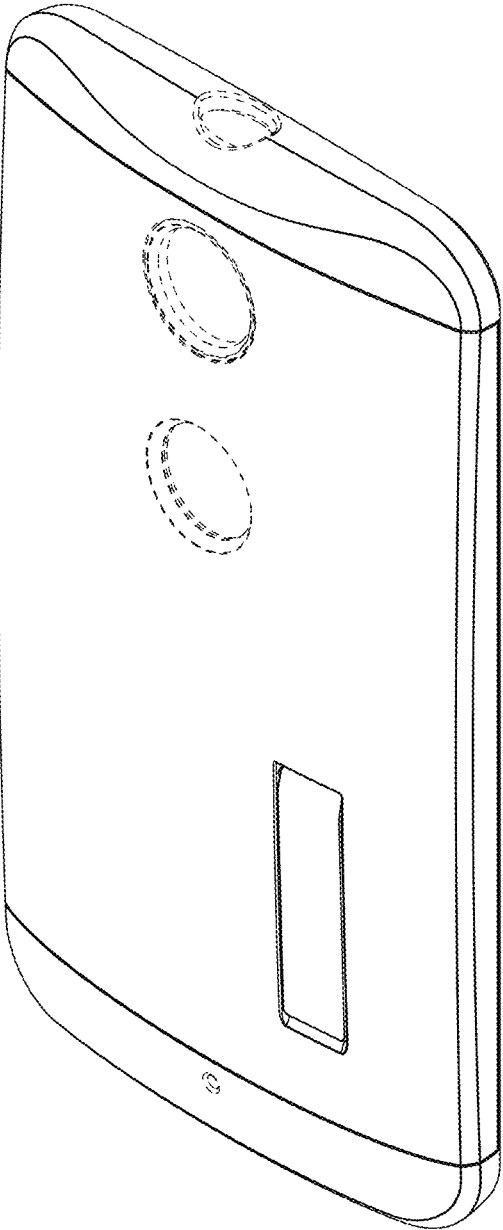


FIG. 3

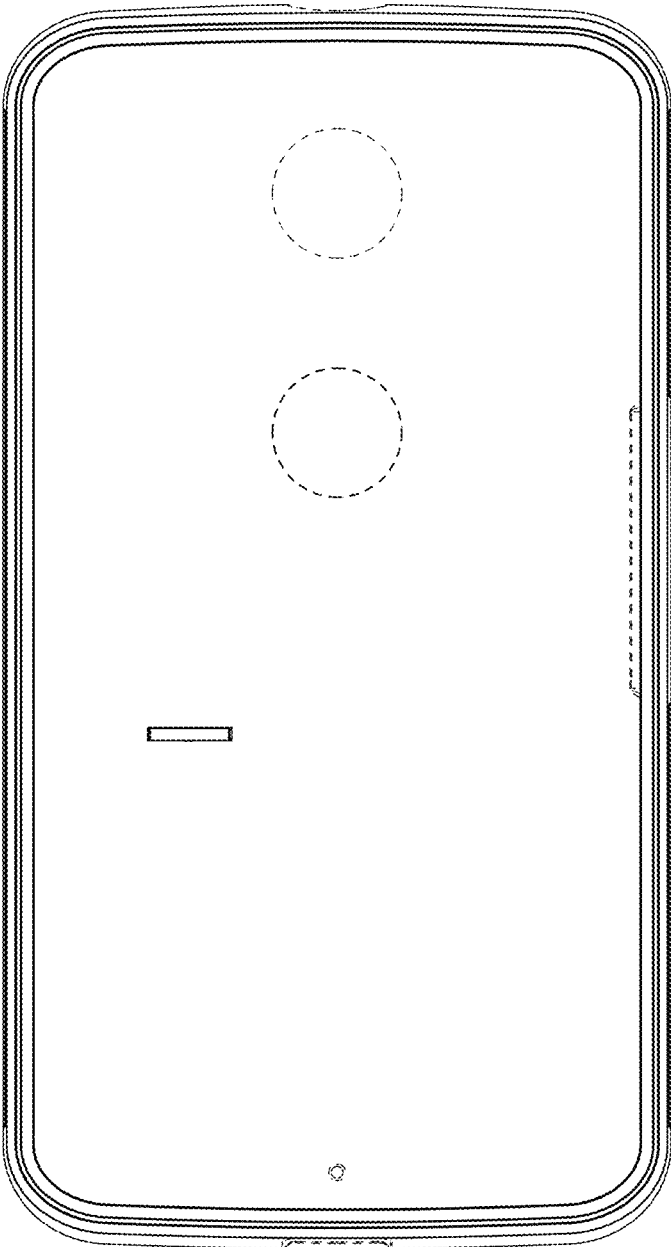


FIG. 4

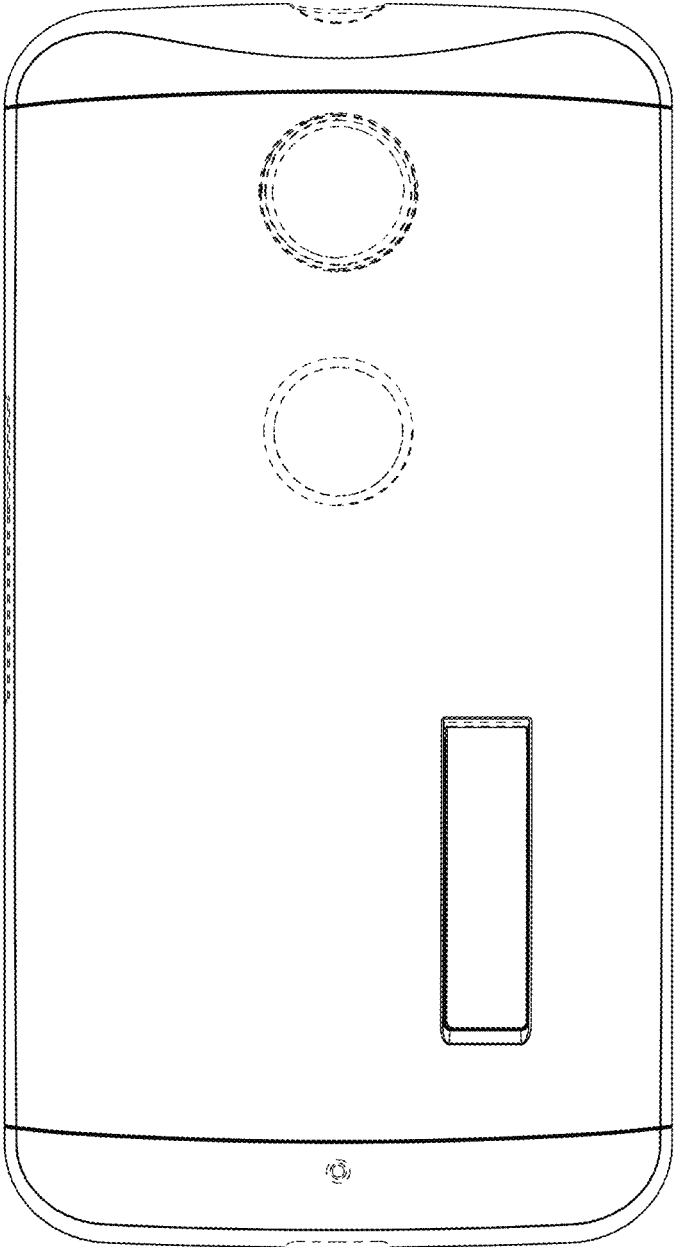


FIG. 5



FIG. 6






FIG. 7

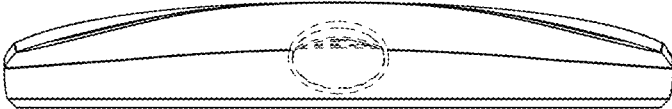


FIG. 8

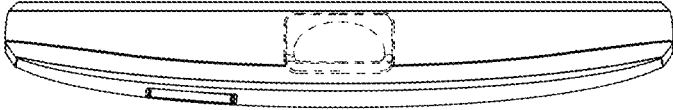


FIG. 9

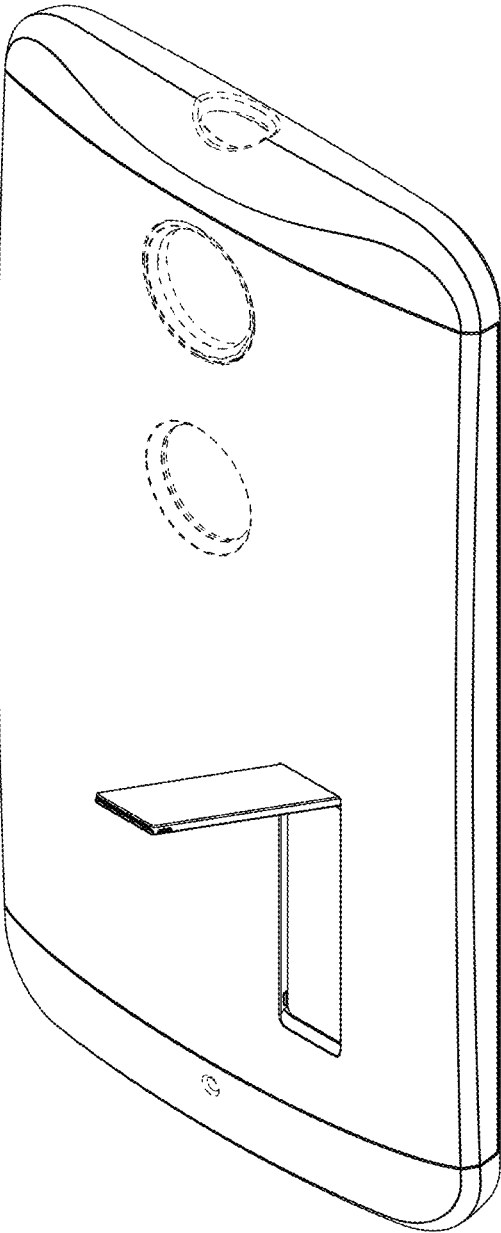


FIG. 10

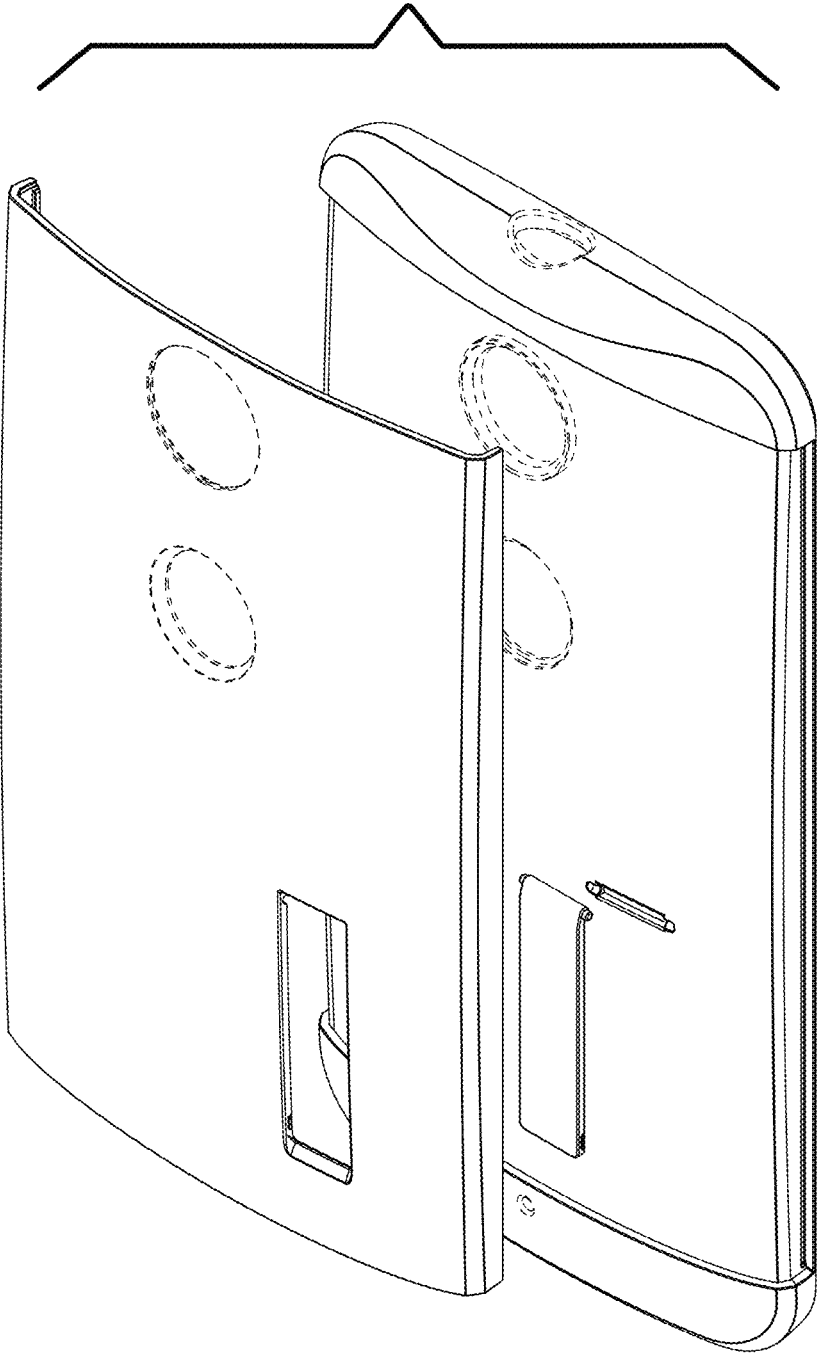


FIG. 11

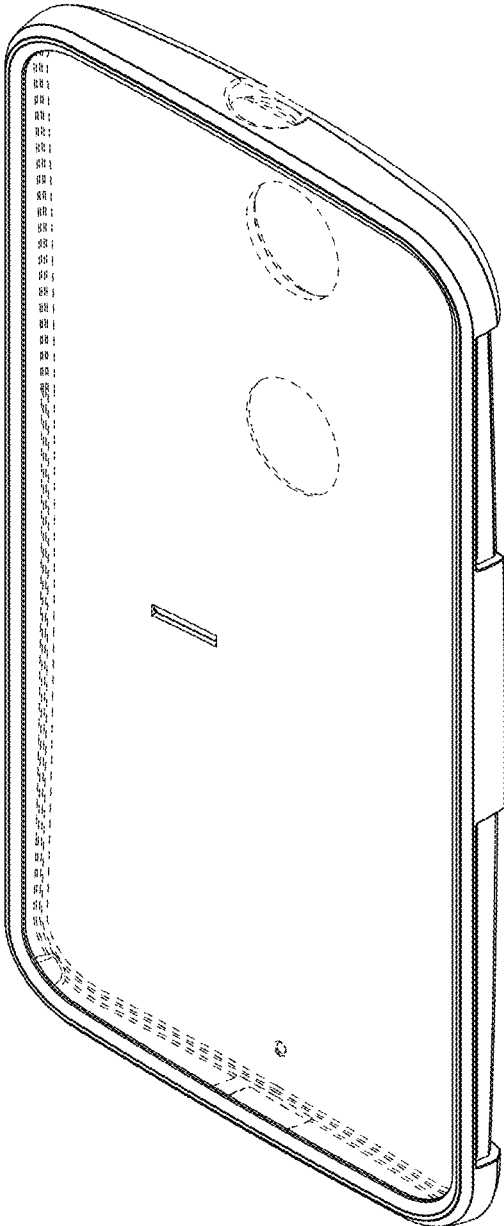


FIG. 12

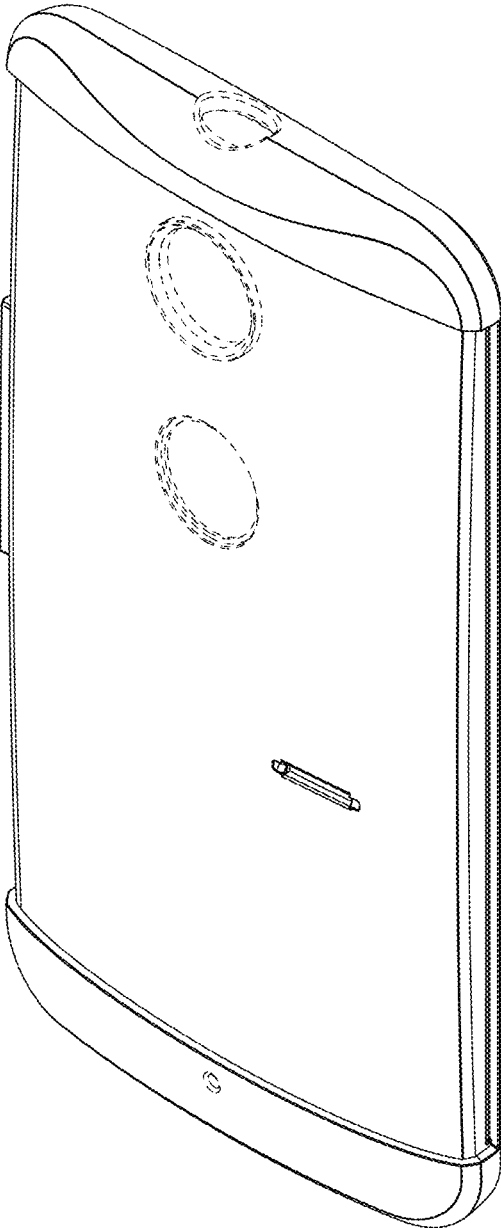


FIG. 13

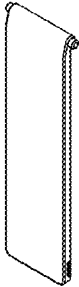


FIG. 14





FIG. 15

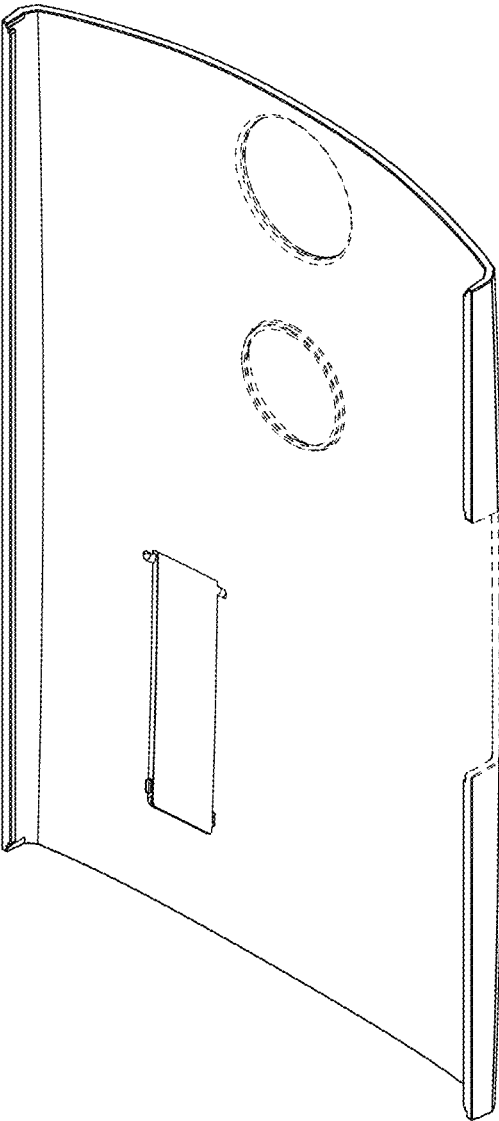


FIG. 16

