

# United States Patent [19]

Yoshioka et al.

[11] Patent Number: **Des. 289,418**

[45] Date of Patent: **\*\* Apr. 21, 1987**

[54] **DESK-TOP ELECTRONIC CALCULATOR**

[75] Inventors: **Eiichi Yoshioka, Abiko; Osamu Murakami, Yokohama, both of Japan**

[73] Assignee: **Canon Kabushiki Kaisha, Tokyo, Japan**

[\*\*] Term: **14 Years**

[21] Appl. No.: **737,438**

[22] Filed: **May 24, 1985**

[30] **Foreign Application Priority Data**

Nov. 26, 1984 [JP] Japan ..... 59-48530,

[52] U.S. Cl. .... **D18/7**

[58] Field of Search ..... D18/2, 6-8,  
D18/11; 364/706-710; 200/5 A

[56] **References Cited**

## U.S. PATENT DOCUMENTS

D. 268,422 3/1983 Yoshioka et al. .... D18/7

D. 269,356 6/1983 Yoshioka et al. .... D18/7  
D. 285,934 9/1986 Yoshioka et al. .... D18/7

*Primary Examiner*—Louis S. Zarfes

*Attorney, Agent, or Firm*—Fitzpatrick, Cella, Harper & Scinto

## [57] CLAIM

The ornamental design for a desk-top electronic calculator, as shown and described.

## DESCRIPTION

FIG. 1 is a front elevational view of a desk-top electronic calculator showing our new design;

FIG. 2 is a rear elevational view thereof;

FIG. 3 is a top plan view thereof;

FIG. 4 is a bottom plan view thereof;

FIG. 5 is a side elevational view as seen from the left of FIG. 1;

FIG. 6 is a side elevational view as seen from the right of FIG. 1 and

FIG. 7 is a perspective view of the desk-top electronic calculator.




FIG. 1



FIG. 2




FIG. 3




FIG. 4




FIG. 5




FIG. 6




FIG. 7

