

[54] BOTTLE CARRIER

[75] Inventor: Aldo Panazzolo, Perrysburg, Ohio
[73] Assignee: Owens-Illinois Plastic Products Inc., Toledo, Ohio
[**] Term: 14 Years
[21] Appl. No.: 729,826
[22] Filed: May 2, 1985
[52] U.S. Cl. D9/344
[58] Field of Search 206/139, 145, 147, 154, 206/150, 151, 158, 160, 161; D9/341, 344

[56] References Cited

U.S. PATENT DOCUMENTS

D. 282,908	3/1986	Panazzolo	D9/344
D. 283,676	5/1986	Kochling	D9/344
3,871,699	3/1975	Hatfield	206/145 X
3,912,075	10/1975	Berry	206/161 X
4,139,094	2/1979	Berry et al.	206/158
4,487,312	12/1984	Heider	206/158


Primary Examiner—Robert C. Spangler
Attorney, Agent, or Firm—H. G. Bruss

[57] CLAIM

The ornamental design for a bottle carrier, as shown and described.

DESCRIPTION

FIG. 1 is a top plan view of a bottle carrier, showing my new design;
FIG. 2 is an elevational view thereof, the opposite side being the same in appearance;
FIG. 3 is a view looking from the right of FIG. 2, the opposite side being the same in appearance;
FIG. 4 is a top plan view showing a modified form of my new design;
FIG. 5 is an elevational view thereof, the opposite side being the same in appearance;
FIG. 6 is a view looking from the right of FIG. 5, the opposite side being the same in appearance;
FIG. 7 is a top plan view showing another modified form of my new design;
FIG. 8 is an elevational view thereof, the view from all sides being the same in appearance;
FIG. 9 is a top plan view showing another modified form of my new design;
FIG. 10 is an elevational view thereof, the opposite side being the same in appearance;
FIG. 11 is a view looking from the right of FIG. 10, the opposite side being the same in appearance;
FIG. 12 is a top plan view showing another modified form of my new design;
FIG. 13 is a side elevational view thereof, the opposite side being the same in appearance;
FIG. 14 is a view looking from the right of FIG. 13, the opposite side being the same in appearance;
FIG. 15 is a top plan view showing another modified form of my new design; and
FIG. 16 is an elevational view thereof, the view from all sides being the same in appearance.






FIG. 1

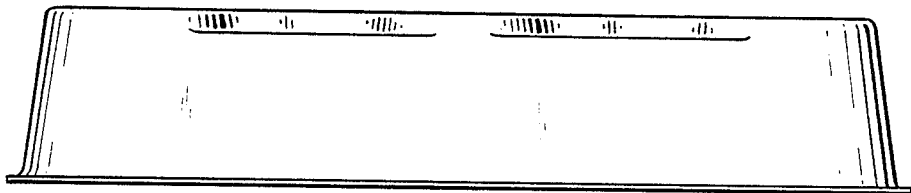


FIG. 2




FIG. 3

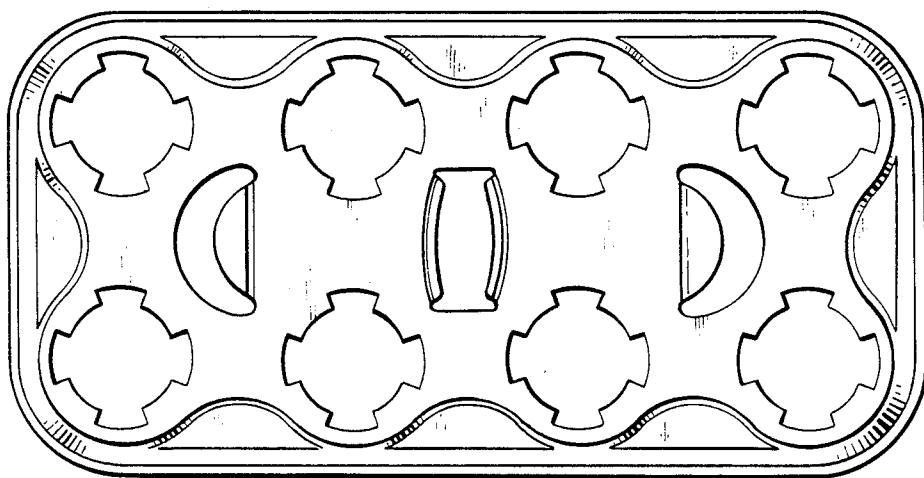


FIG. 4




FIG. 5




FIG. 6

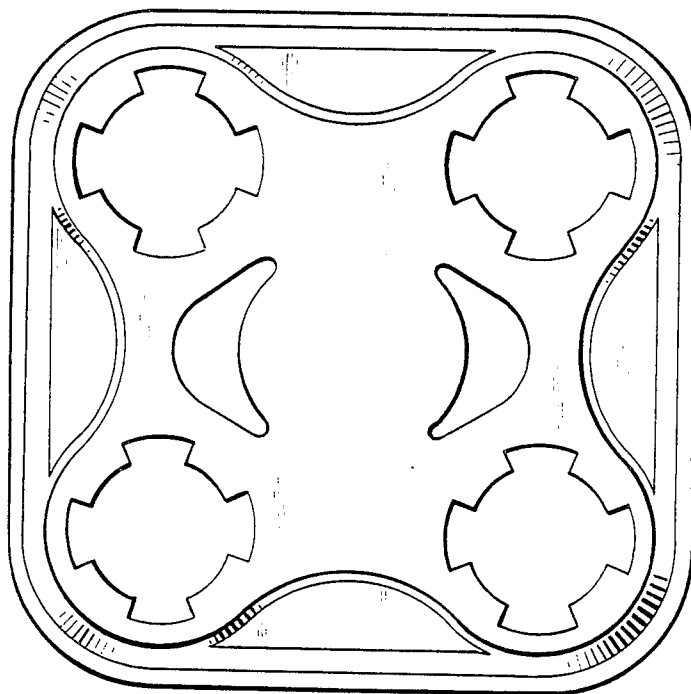


FIG. 7




FIG. 8

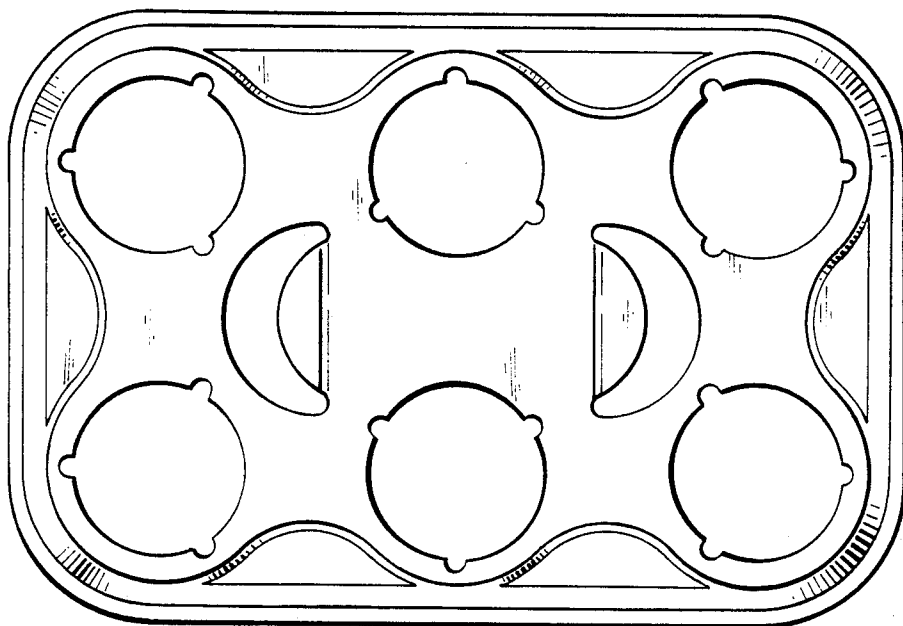


FIG. 9

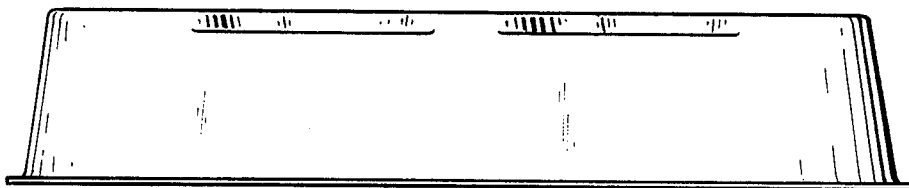


FIG. 10




FIG. 11

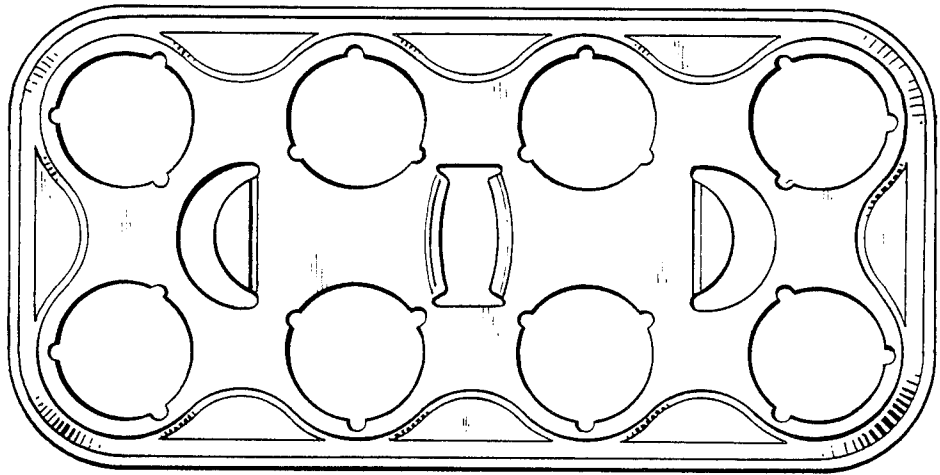


FIG. 12




FIG. 13




FIG. 14

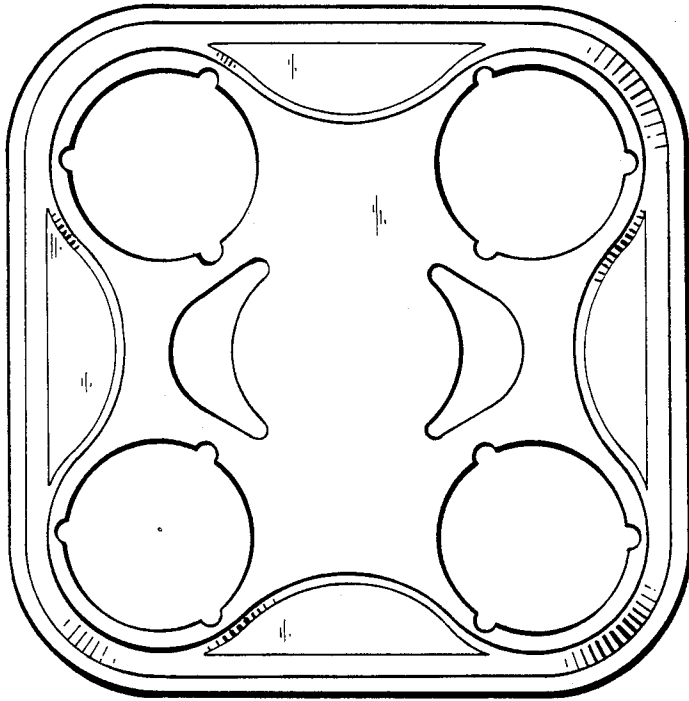


FIG. 15




FIG. 16