

No. 852,180.

PATENTED APR. 30, 1907.

A. M. HOFFMAN,
BEDCLOTHES FASTENER.
APPLICATION FILED MAR. 16, 1907.




Fig. 1.




Fig. 2.

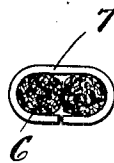
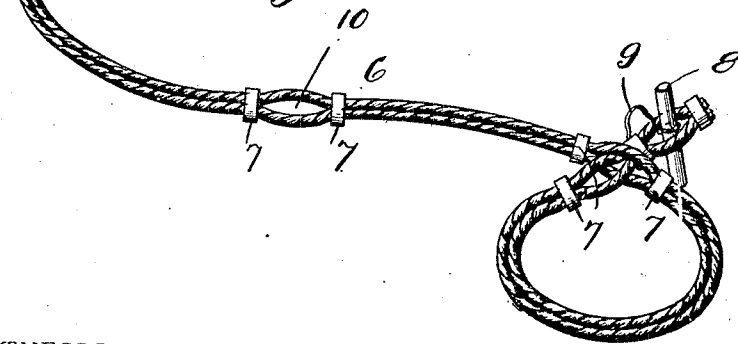


Fig. 3.



WITNESSES:

Samuel Payne
D. H. Butler

INVENTOR

A. M. Hoffman

BY *H. E. Everett & Co.*

Attorneys

UNITED STATES PATENT OFFICE.

ANNA M. HOFFMAN, OF McKEES ROCKS, PENNSYLVANIA.

BEDCLOTHES-FASTENER.

No. 852,180.

Specification of Letters Patent.

Patented April 30, 1907.

Application filed March 15, 1907. Serial No. 362,486.

To all whom it may concern:

Be it known that I, ANNA M. HOFFMAN, a citizen of the United States of America, residing at McKees Rocks, in the county of Allegheny and State of Pennsylvania, have invented certain new and useful Improvements in Bedclothes-Fasteners, of which the following is a specification, reference being had therein to the accompanying drawing.

This invention relates to bed clothes holders, and the invention has for its object to provide a novel holder which can be easily and quickly attached to a bed or crib for retaining the various clothes upon a bed or crib, thus preventing a restless infant or person from becoming uncovered during their slumber.

Another object of this invention is to provide a simple and inexpensive holder that can be adjustably connected to a bed or crib, the holder being designed whereby it can be easily and quickly fastened upon the side rails, head or foot posts of a bed or crib, without injuring or marring the bed or crib in any respect.

A further object of this invention is to provide a bed clothes holder which will present a neat appearance when used in connection with a bed or crib, and of such a construction that it will not injure an infant contacting with the same.

With the above and other objects in view, which will more readily appear as the invention is better understood, the same consists in the novel construction, combination and arrangement of parts to be hereinafter more fully described and then specifically pointed out in the appended claims.

Referring to the drawing forming part of this specification, like numerals of reference designate corresponding parts throughout the several views, in which:

Figure 1 is a perspective view of a bed equipped with my improved clothes holder, Fig. 2 is a perspective view of the clothes holder, Fig. 3 is a cross sectional view of the same illustrating one of the retaining bands.

To put my invention into practice, I employ two spring clamps 1, of a conventional form, said clamps having gripping jaws 2 and handles 3. The handles 3 are provided

with openings 4 to receive the loop ends 5 of a double cable or cord 6, the cables or cords being retained together by bands 7. The ends of the cables or cords are provided with a cross bar or rod 8, which is connected to the double cable by a cord or string 9.

The retaining bands 7 are arranged in sets, whereby the strands of the double cable or cord can be separated between the retaining bands to provide loop openings 10. The bar or rod 8 is used in connection with the loop openings for securing the holder upon a bed or crib. After the end of the double cable or cord 6 has been passed around a bed post or bed rail, as illustrated in Fig. 1 of the drawings, the end of the double cable is passed through one of the loop openings 10 and then the cross bar or rod 8 is passed through one of the loop openings at the end of the cable, thus preventing the end of the cable from being withdrawn from the loop opening in which it is mounted. In providing a plurality of loop openings, the double cable carrying the loops 5 and the clamps 1 can be fitted upon the rail or post of a bed or crib having a large diameter or cross section or a small diameter or cross section, it being obvious that where the rail or post of the bed is of a large cross section, the end of the double cable is secured in the loop hole nearest the loops 5. It will be thus seen that when the double cable is secured to a bed or crib and the spring clamps placed in engagement with the covers thereof, that it will be impossible for the covers to become accidentally displaced or even to shift upon the bed or crib especially when a clothes holder is used in connection with each post or rail of a bed or crib.

In practice, the double cable is neatly woven and its color scheme in harmony with the finish and color of the bed and bed clothes in connection with which it is used.

What I claim and desire to secure by Letters Patent, is:—

1. In a bed clothes holder, the combination with spring clamps having openings formed in the handles thereof, of a double cable having loops engaging in the openings of said clamps, retaining bands carried by said cable and providing loop openings, a

bar or rod loosely connected to the end of
said double cable and adapted to retain the
end of said double cable in one of said loop
openings.

5 2. The combination with clamps, of a dou-
ble cable having loops connecting with said
clamps, a bar or rod loosely connected to the
end of said double cable, and adapted to ex-

tend into loop openings formed in said double
cable.

In testimony whereof I affix my signature
in the presence of two witnesses:

ANNA M. HOFFMAN.

Witnesses:

MAX H. SROLOVITZ,
F. M. KATTSUSTRATT