

[54] COMBINATION ASHTRAY AND BEVERAGE CAN HOLDER

1,404,755 1/1922 Gay ..... 131/231  
2,595,103 4/1952 Schmaling, Sr. .... 131/235 R X  
3,698,675 10/1972 Lerew et al. .... D7/70 X

[76] Inventor: George Huggins, 3604 S. Shawnee, Oklahoma City, Okla. 73119

Primary Examiner—Catherine E. Kemper  
Attorney, Agent, or Firm—Bill D. McCarthy

[\*\*] Term: 14 Years

[57] CLAIM

[21] Appl. No.: 901,729

The ornamental design for a combination ashtray and beverage can holder, as shown and described.

[22] Filed: May 1, 1978

DESCRIPTION

[51] Int. Cl. .... D27-03; D7-01

[52] U.S. Cl. .... D27/14; D7/70

[58] Field of Search ..... D27/8.29; 131/231, 235, 131/236, 238, 240, 241, 242, 250; 220/1 H; D7/70

FIG. 1 is a right side elevational view of a combination ashtray and beverage can holder showing my new design;

FIG. 2 is an exploded right side elevational view thereof;

FIG. 3 is an exploded front elevational view thereof;

FIG. 4 is an exploded rear elevational view thereof;

FIG. 5 is an exploded left side elevational view thereof;

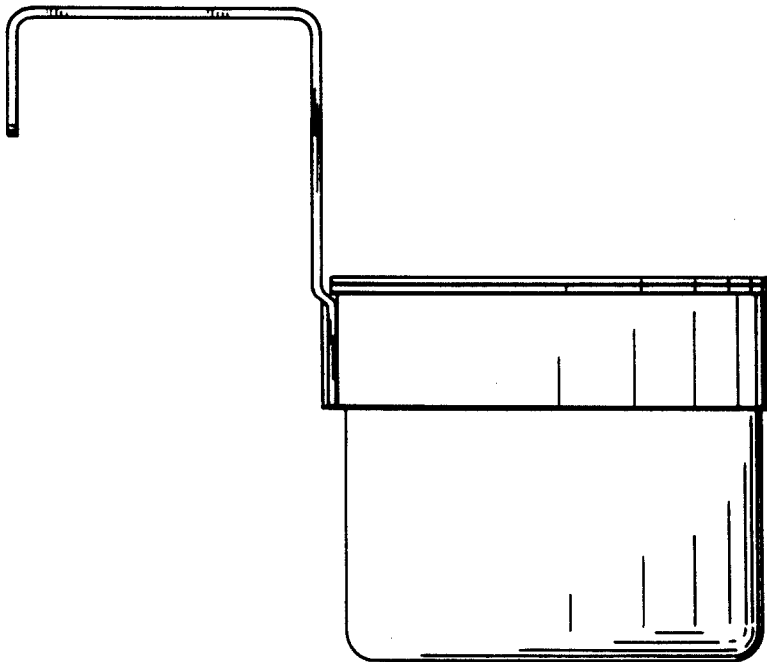
FIG. 6 is a bottom plan view thereof;

FIG. 7 is a top plan view thereof.

[56] References Cited

U.S. PATENT DOCUMENTS

D. 114,142 4/1939 Platt ..... 131/241 X  
D. 244,302 5/1977 Bradley ..... D27/14



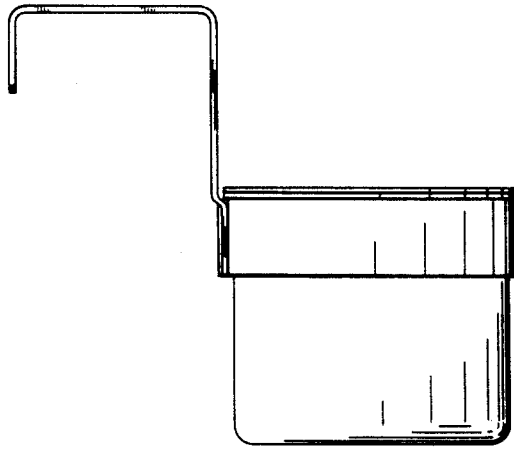


FIG. 1

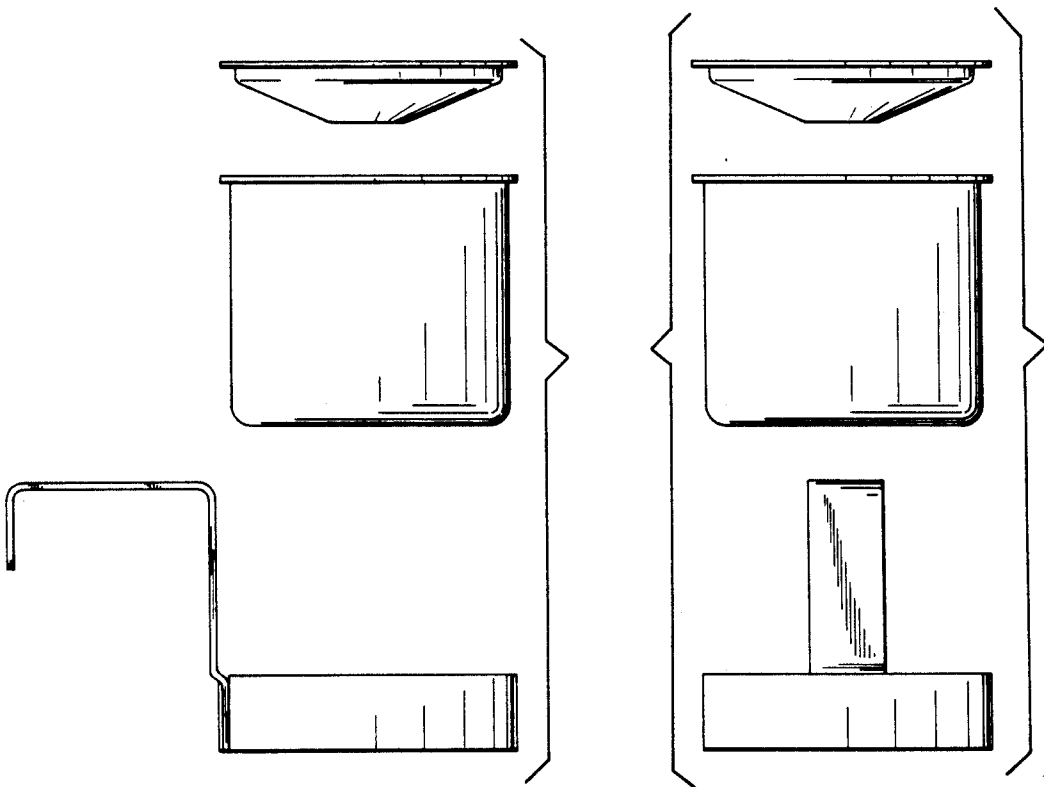


FIG. 2

FIG. 3

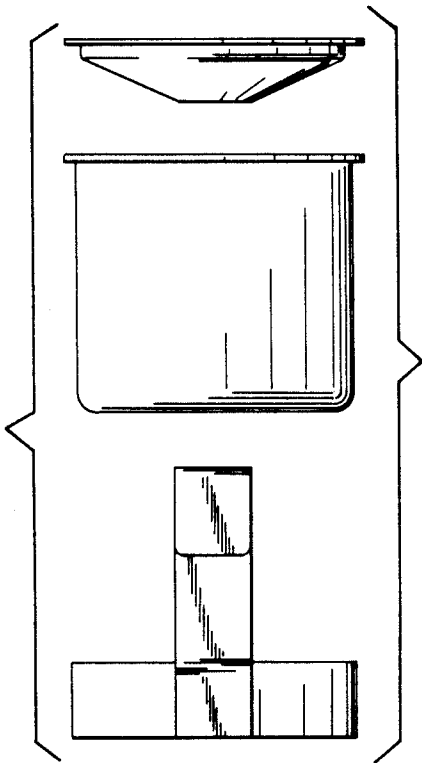


FIG. 4

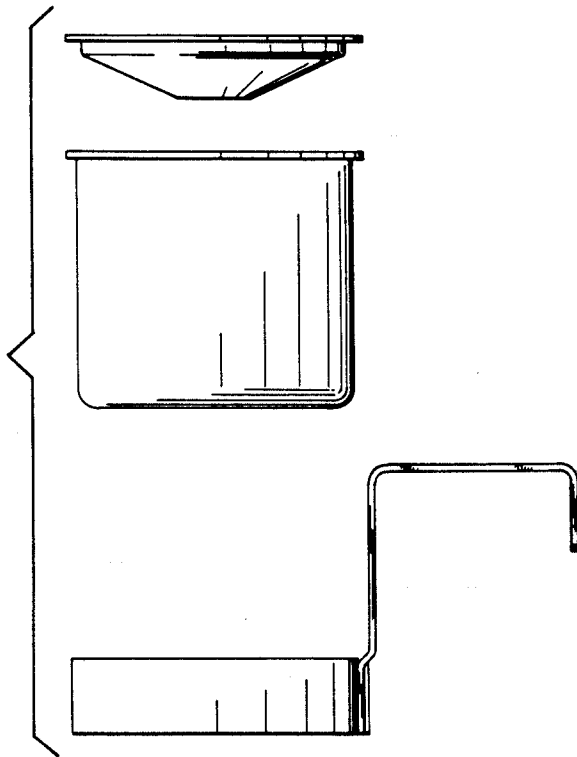


FIG. 5

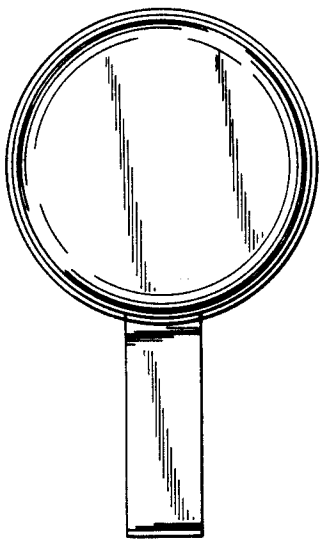


FIG. 6

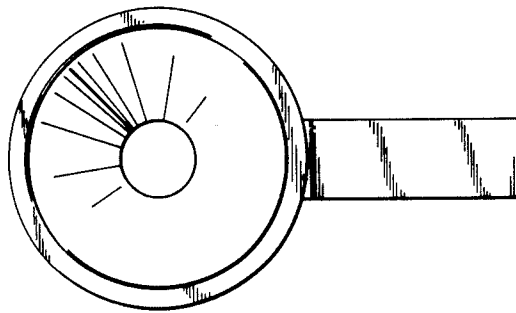


FIG. 7