

[54] BOW TEMPLATE

[75] Inventor: John D. O'Brien, Palmer, Mass.

[73] Assignee: Wm. E. Wright Co., West Warren, Mass.

[**] Term: 14 Years

[21] Appl. No.: 197,783

[22] Filed: Oct. 17, 1980

[51] Int. Cl. D3-99

[52] U.S. Cl. D3/26

[58] Field of Search D3/18, 20, 26; D10/64; D19/37, 39, 40; 206/278, 296, 575; 223/46; 428/4, 5

[56] References Cited

U.S. PATENT DOCUMENTS

D. 251,059	2/1979	Montell	D3/18 X
D. 255,506	6/1980	Eubanks et al.	D3/23
1,906,150	4/1933	Golden	206/296
3,833,157	9/1974	Lofton	428/4 X

Primary Examiner—Joel Stearman
Assistant Examiner—Carmen H. Vales
Attorney, Agent, or Firm—Chapin, Neal & Dempsey

[57] CLAIM

The ornamental design for a bow template, as shown and described.

DESCRIPTION

FIG. 1 is a front elevational view of a bow template showing my new design;
FIG. 2 is a rear elevational view thereof;
FIG. 3 is a left side elevational view thereof;
FIG. 4 is a right side elevational view thereof;
FIG. 5 is a top plan view thereof;
FIG. 6 is a bottom plan view thereof;
FIG. 7 is a front elevational view of a second embodiment of the bow template of FIG. 1;
FIG. 8 is a rear elevational view thereof;
FIG. 9 is a left side elevational view thereof;
FIG. 10 is a right side elevational view thereof;
FIG. 11 is a top plan view thereof; and
FIG. 12 is a bottom plan view thereof.

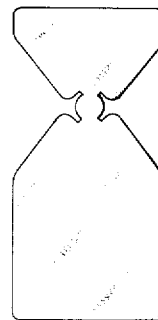
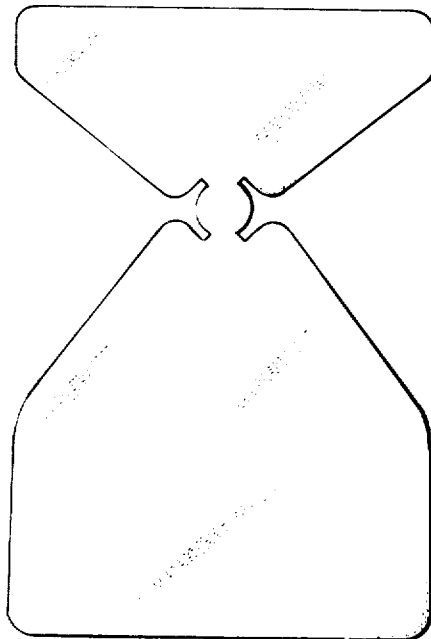


Fig. 1.

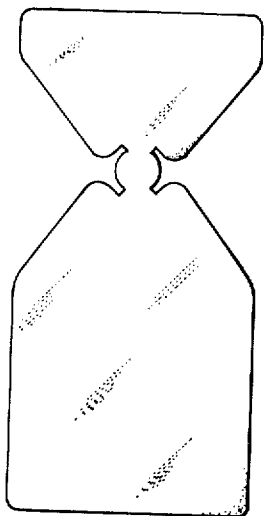


Fig. 2.

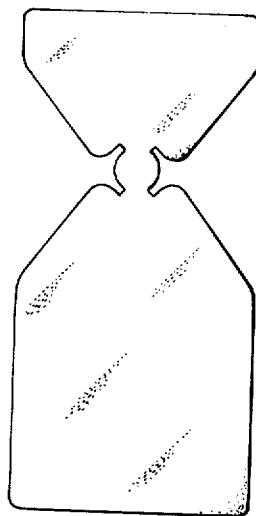


Fig. 3.



Fig. 4.



Fig. 5.



Fig. 6.



Fig. 7.

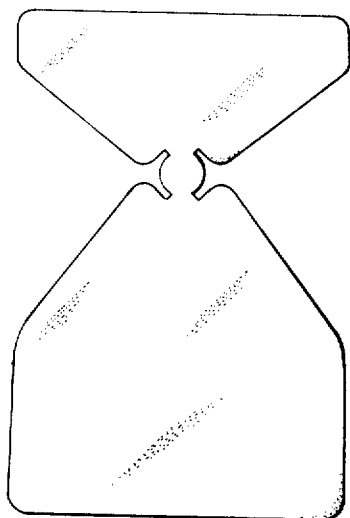


Fig. 8.

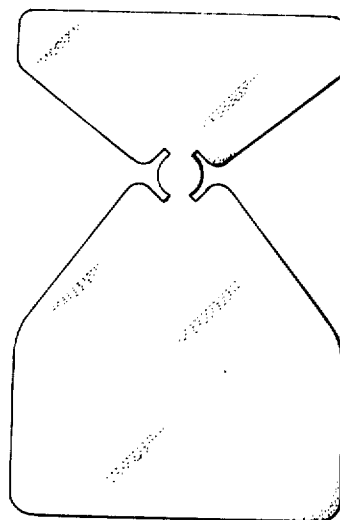


Fig. 9.



Fig. 10.



Fig. 11.



Fig. 12.

