



US00D444844S

(12) **United States Design Patent**  
**Hilgers et al.**

(10) **Patent No.:** **US D444,844 S**

(45) **Date of Patent:** **\*\* Jul. 10, 2001**

(54) **BASE FOR WATER DISTILLER**

(75) Inventors: **Christopher D. Hilgers**, Eagan;  
**Christine Fletcher**, Elk River, both of  
MN (US)

(73) Assignee: **Ecowater Systems, Inc.**, St. Paul, MN  
(US)

(\*\*) Term: **14 Years**

(21) Appl. No.: **29/126,416**

(22) Filed: **Jul. 14, 2000**

(51) **LOC (7) Cl.** ..... **23-01**

(52) **U.S. Cl.** ..... **D23/207; D7/311**

(58) **Field of Search** ..... **D23/200, 207,**  
**D23/209; D7/311, 312, 316-318, 3; 202/81,**  
**83, 185.2**

(56) **References Cited**

**U.S. PATENT DOCUMENTS**

- D. 312,679 \* 12/1990 Carrano et al. .... D23/207
- D. 325,767 \* 4/1992 Ostlund ..... D23/207
- D. 350,384 \* 9/1994 Bassett et al. .... D23/207

- D. 392,368 \* 3/1998 Micoley ..... D23/207
- D. 412,550 \* 8/1999 Bell ..... D23/207
- D. 414,240 \* 9/1999 Kool et al. .... D23/207
- 5,217,580 \* 6/1993 Chen ..... 202/185.2
- 6,009,238 \* 12/1999 Belongia ..... 202/83

\* cited by examiner

*Primary Examiner*—Robin V. Taylor

(74) *Attorney, Agent, or Firm*—Piper Marbury Rudnick & Wolfe

(57) **CLAIM**

The ornamental design for a base for water distiller, as shown.

**DESCRIPTION**

FIG. 1 is a perspective view of the design;  
 FIG. 2 is a left side elevational view of the design;  
 FIG. 3 is a front elevational view of the design;  
 FIG. 4 is a right side elevational view of the design;  
 FIG. 5 is a rear elevational view of the design;  
 FIG. 6 is a top plan view of the design; and,  
 FIG. 7 is a bottom plan view of the design.

**1 Claim, 4 Drawing Sheets**




FIG. 1

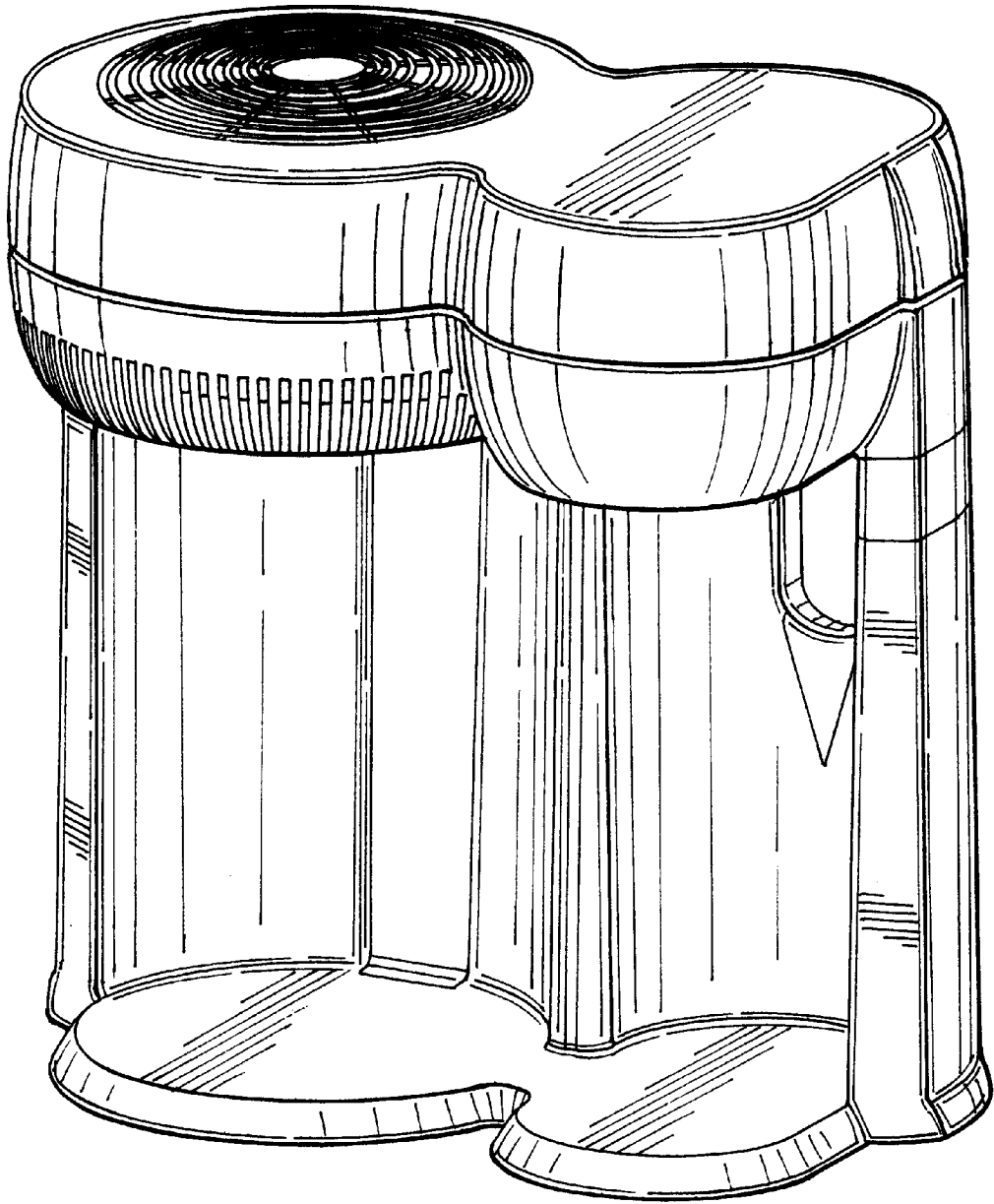


FIG.3

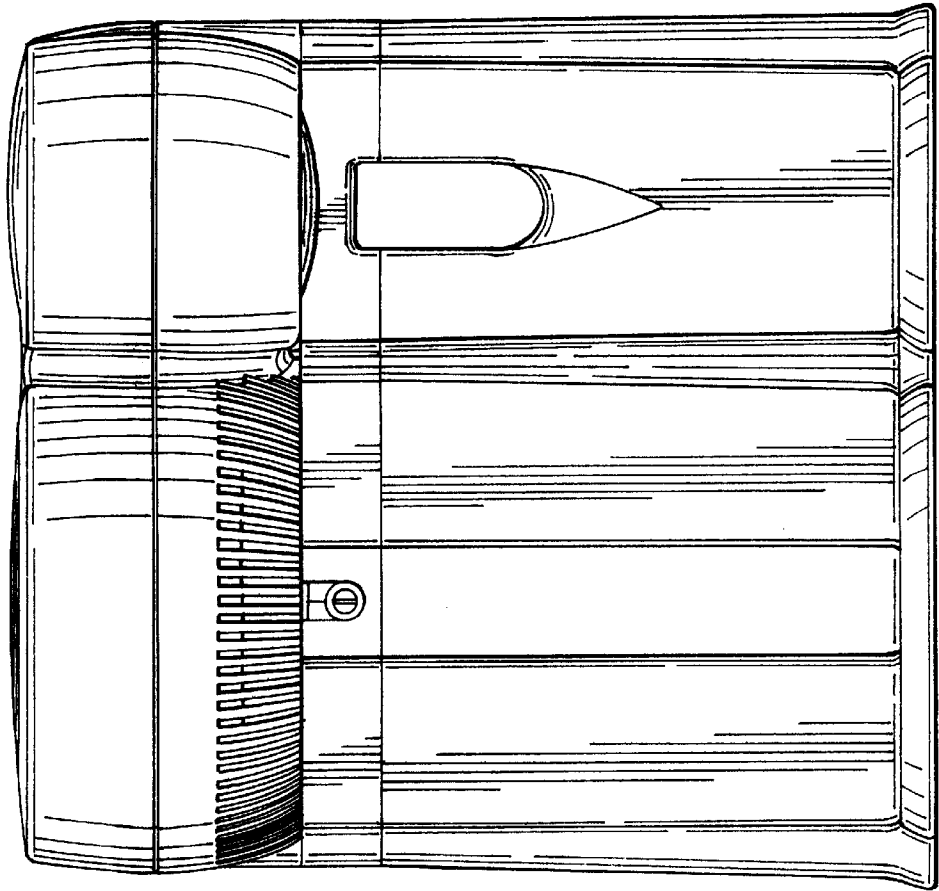


FIG.2

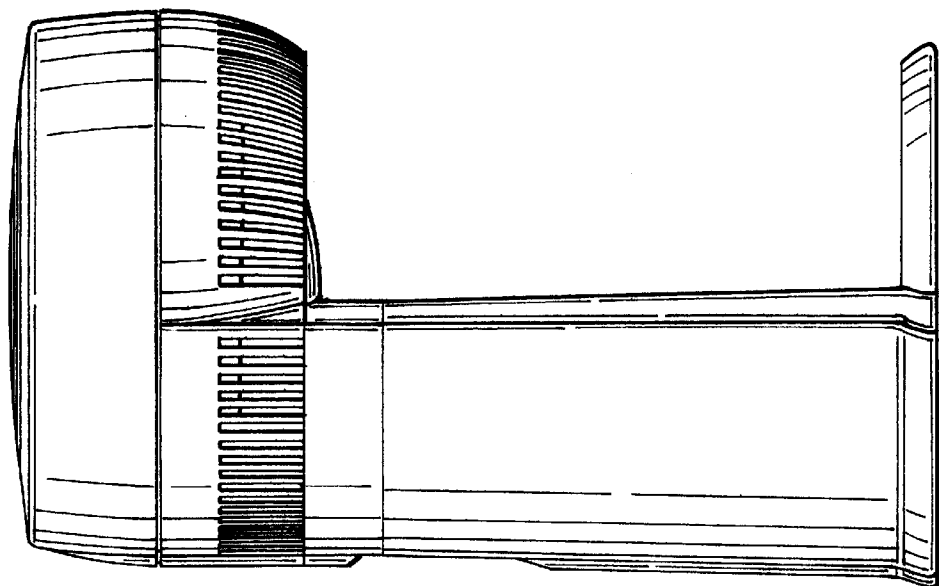


FIG.5

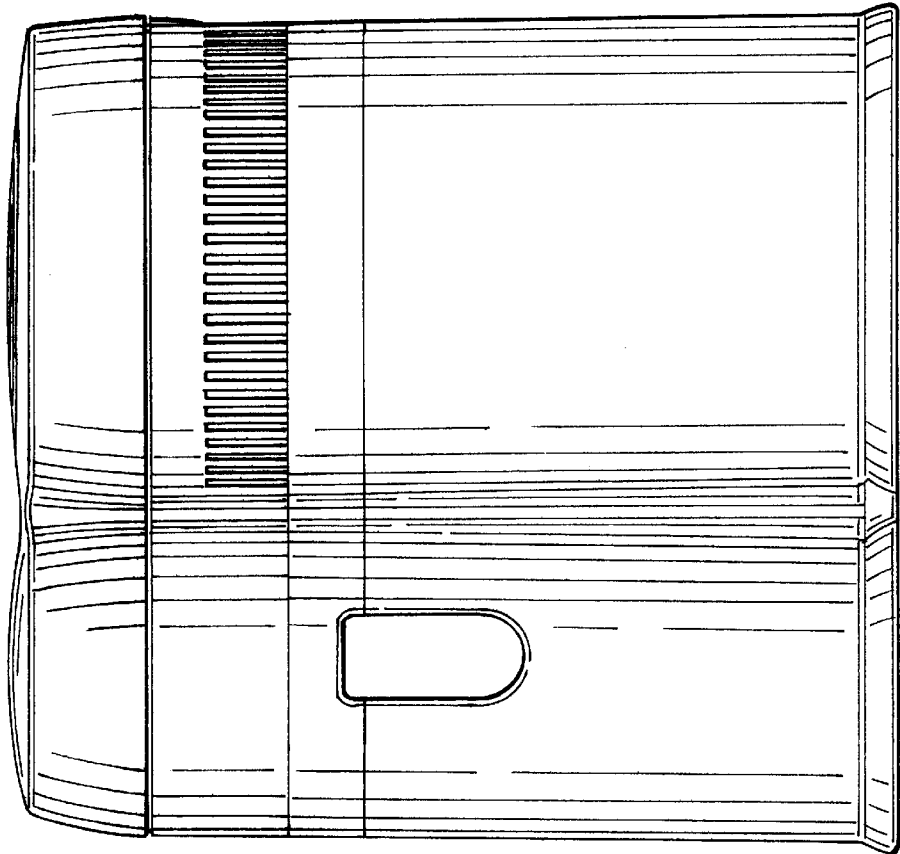


FIG.4

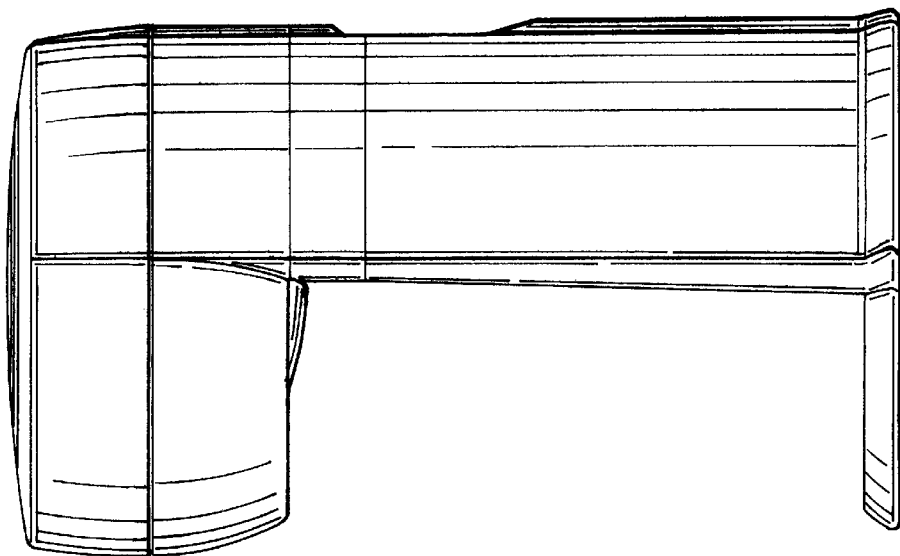


FIG.6

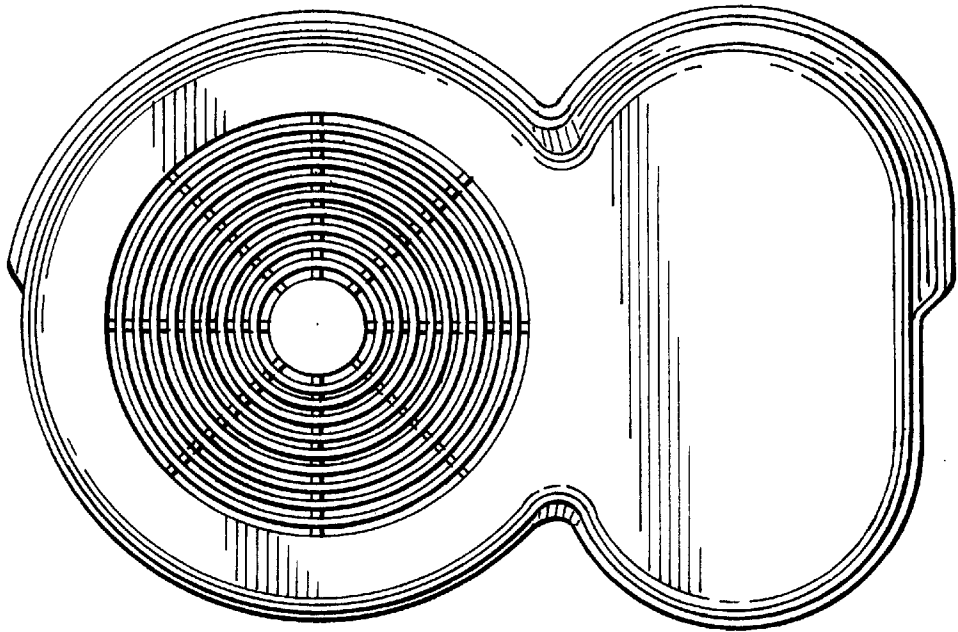


FIG.7

