



US00D584290S

(12) **United States Design Patent**
Lee

(10) **Patent No.:** **US D584,290 S**

(45) **Date of Patent:** **** Jan. 6, 2009**

(54) **SPEAKER**

(75) Inventor: **Nikolas Ian Lee**, Singapore (SG)

(73) Assignee: **Razer (Asia-Pacific) Pte Ltd**, Singapore (SG)

(**) Term: **14 Years**

(21) Appl. No.: **29/302,486**

(22) Filed: **Jan. 17, 2008**

(51) **LOC (9) Cl.** **14-01**

(52) **U.S. Cl.** **D14/216**

(58) **Field of Classification Search** D14/204,
D14/207, 210–216, 172; 181/143–144, 147–148,
181/150–153, 157, 198–199; 381/300–303,
381/306, 332–333, 336, 345, 361–364, 386–388
See application file for complete search history.

(56) **References Cited**

U.S. PATENT DOCUMENTS

D315,562 S * 3/1991 Brown D14/213
D342,738 S * 12/1993 Hwang D14/213
5,319,164 A * 6/1994 Shen 181/150

D430,142 S * 8/2000 Kuo et al. D14/216
D482,020 S * 11/2003 Olson et al. D14/216
D554,619 S * 11/2007 Solland D14/215

* cited by examiner

Primary Examiner—Nanda Bondade

(74) *Attorney, Agent, or Firm*—McDonnell Boehnen Hulbert & Berghoff LLP

(57) **CLAIM**

The ornamental design for a speaker, as shown and described.

DESCRIPTION

FIG. 1 is the perspective view of a speaker showing my new design;

FIG. 2 is a rear elevational view thereof;

FIG. 3 is a bottom plan view thereof;

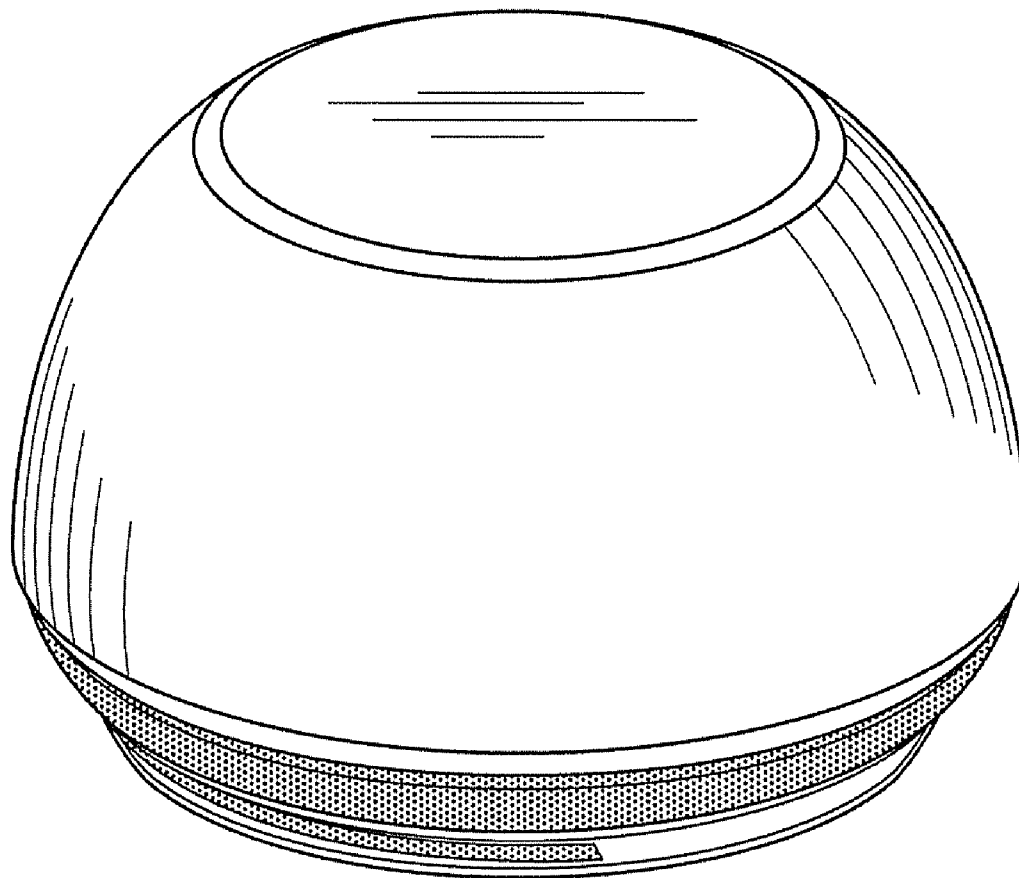
FIG. 4 is a front elevational view thereof;

FIG. 5 is a left side elevational view thereof;

FIG. 6 is a right side elevational view thereof; and,

FIG. 7 is a top plan view thereof.

1 Claim, 4 Drawing Sheets



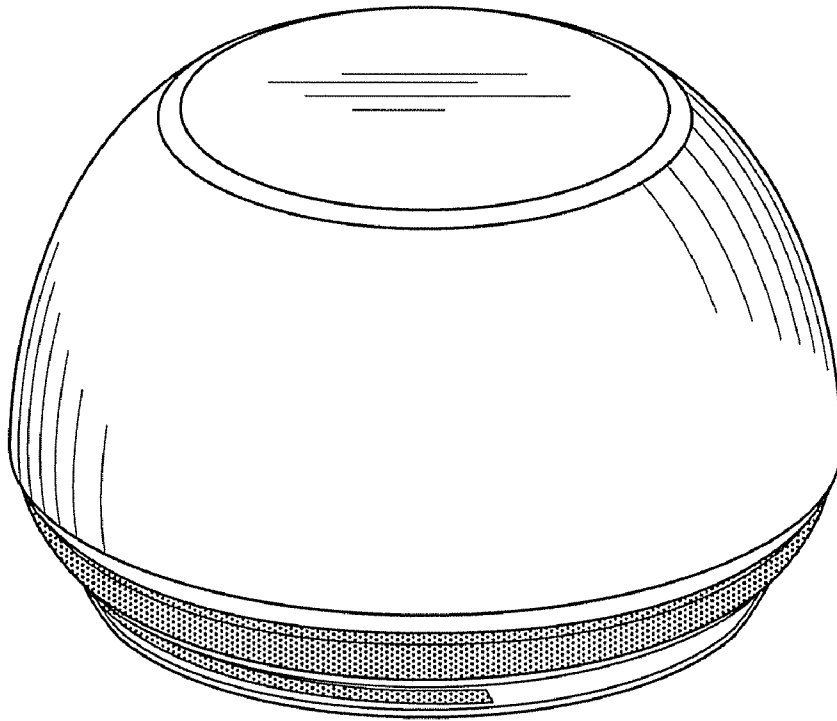


FIG. 1

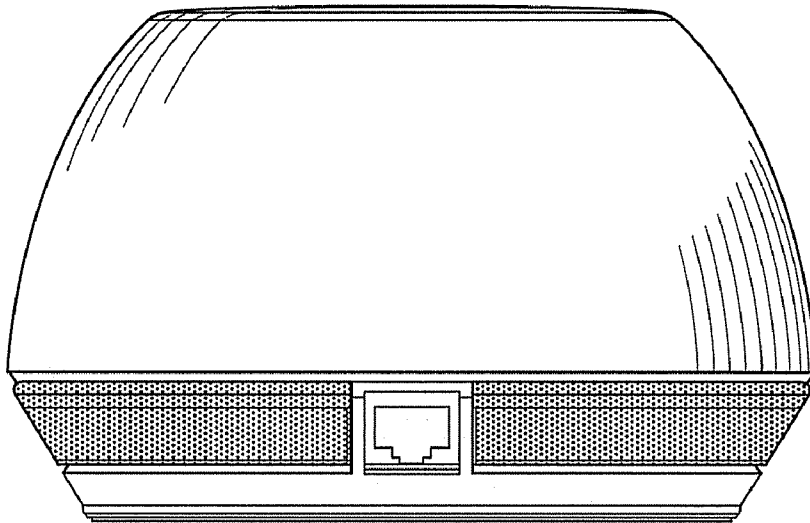


FIG. 2

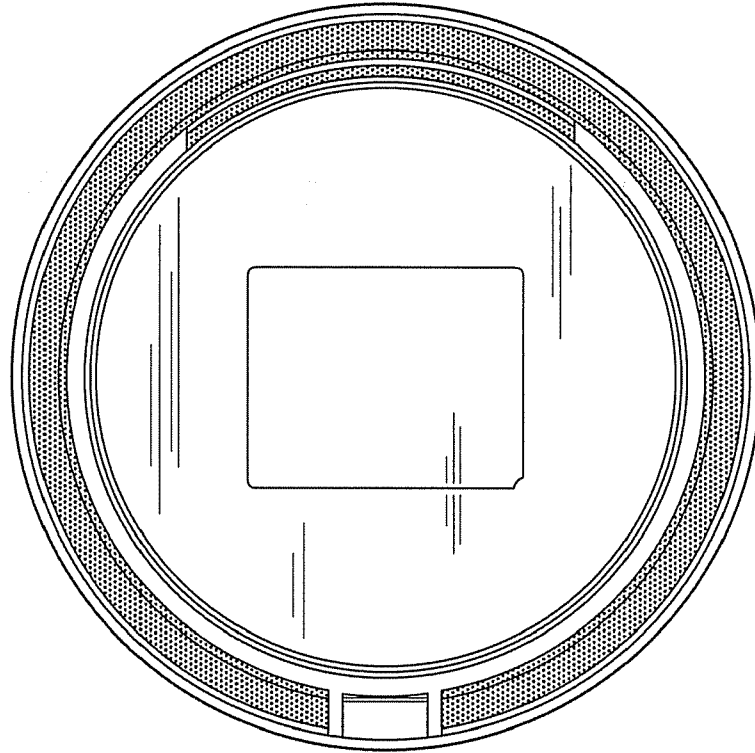


FIG. 3

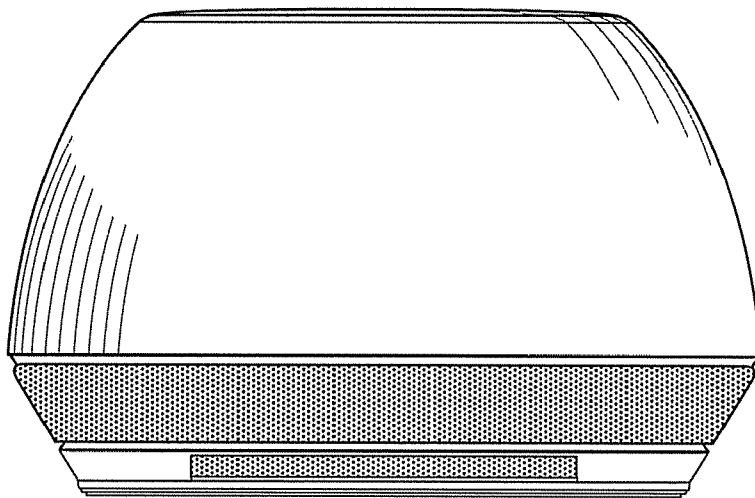


FIG. 4

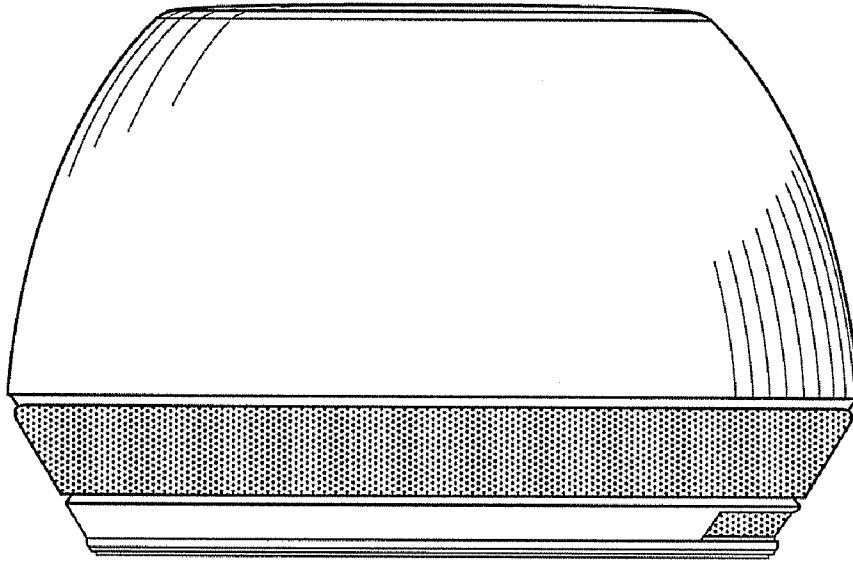


FIG. 5

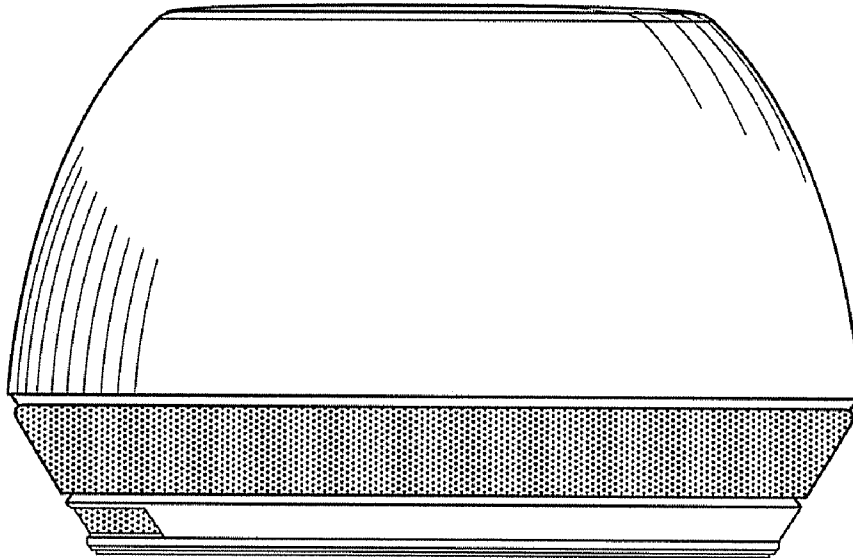


FIG. 6

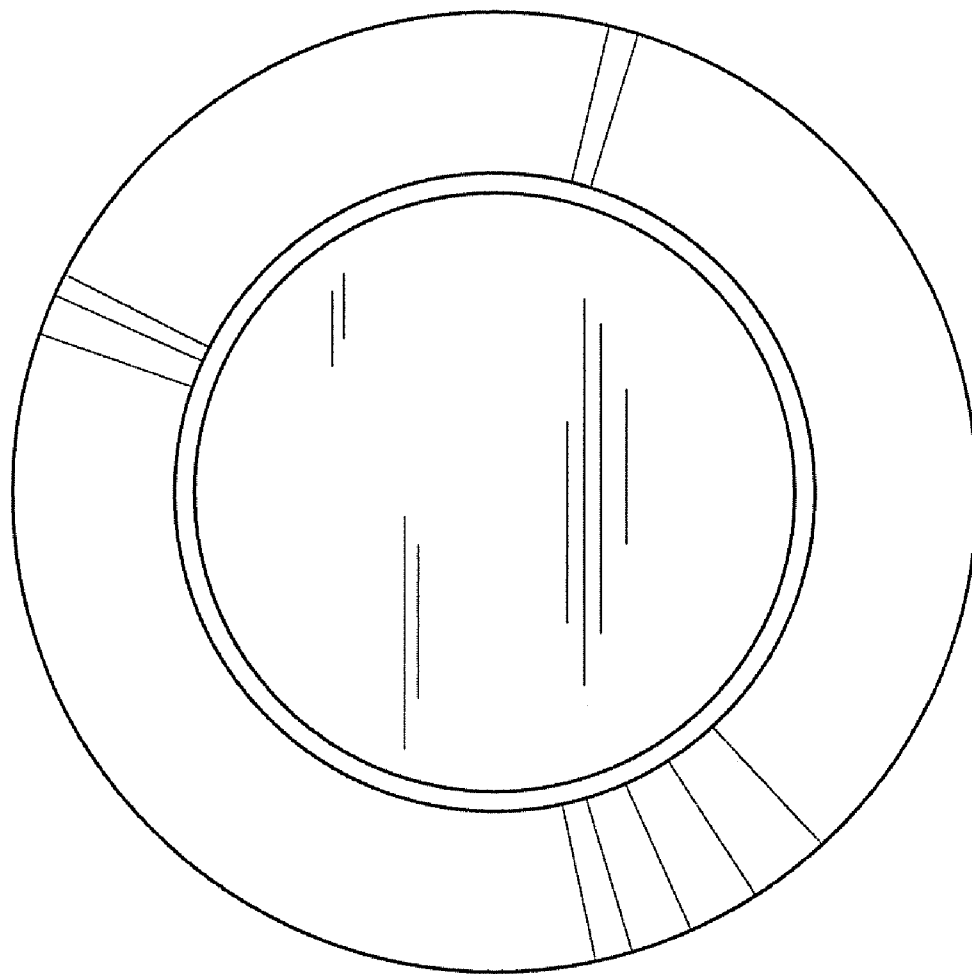


FIG. 7