



US00D406130S

United States Patent [19]

[11] **Patent Number: Des. 406,130**

Roessner

[45] **Date of Patent: **Feb. 23, 1999**

[54] **MOBILE RADIOTELEPHONE DEVICE**

D. 388,080 12/1997 Harris et al. D14/138
5,703,947 12/1997 Hino et al. 379/419

[75] Inventor: **Andreas Roessner**, Munich, Germany

OTHER PUBLICATIONS

[73] Assignee: **Siemens Aktiengesellschaft**, Munich, Germany

Jpanese advertisement, showing Digital Minimo D310, Apr. 1996.

[**] Term: **14 Years**

Jpanese advertisement, showing Sony HD-50S,, Jun. 1997. Mobile Office's Cellular Buyer's Guide, Toshiba TCP-1000, p. 71, Feb. 1995.

[21] Appl. No.: **70,306**

Primary Examiner—Jeffrey Asch
Attorney, Agent, or Firm—Hill & Simpson

[22] Filed: **May 5, 1997**

[30] Foreign Application Priority Data

[57] CLAIM

Nov. 6, 1996 [DE] Germany M 96 09 779.5

The ornamental design for a mobile radiotelephone device, as shown and described.

[51] **LOC (6) Cl.** **14-03**

DESCRIPTION

[52] **U.S. Cl.** **D14/133**

[58] **Field of Search** D14/137, 138,
D14/140, 142, 147, 148, 240, 248; 379/419,
420, 428, 440, 433, 434; 455/90, 550-575

FIG. 1 is a front plan view of a mobile radiotelephone device in accordance with my invention;
FIG. 2 is a side elevational view of the left side of the mobile radiotelephone device of FIG. 1;
FIG. 3 is a back plan view of the mobile radiotelephone device of FIG. 1;
FIG. 4 is a side elevational view of the right side of the mobile radiotelephone device of FIG. 1;
FIG. 5 is an end view of the top end of the mobile radiotelephone device of FIG. 1; and,
FIG. 6 is an end view of the lower end of the mobile radiotelephone device of FIG. 1.

[56] References Cited

U.S. PATENT DOCUMENTS

- D. 314,573 2/1991 Kobayashi et al. D14/147 X
- D. 353,807 12/1994 White D14/138
- D. 364,160 11/1995 Seki D14/138
- D. 365,558 12/1995 Kajita et al. D14/138
- D. 366,259 1/1996 Yamaguchi D14/147 X
- D. 368,711 4/1996 Wicks et al. D14/147 X
- D. 369,597 5/1996 Yokouchi D14/138
- D. 370,223 5/1996 Kajita et al. D14/147 X
- D. 386,175 11/1997 Nagele et al. D14/138

1 Claim, 4 Drawing Sheets

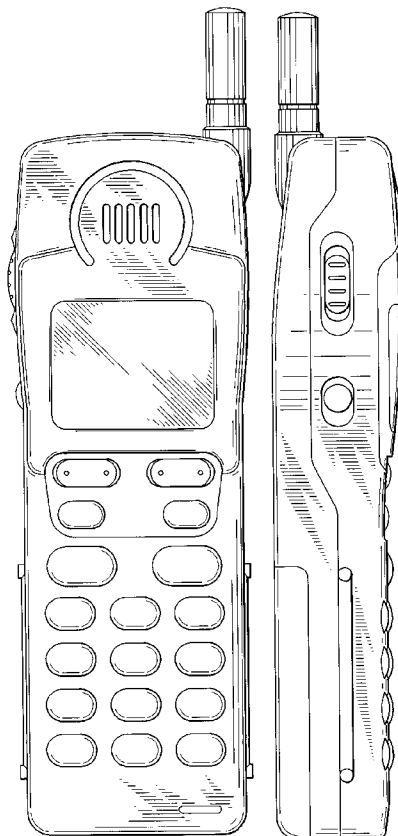


FIG. 1

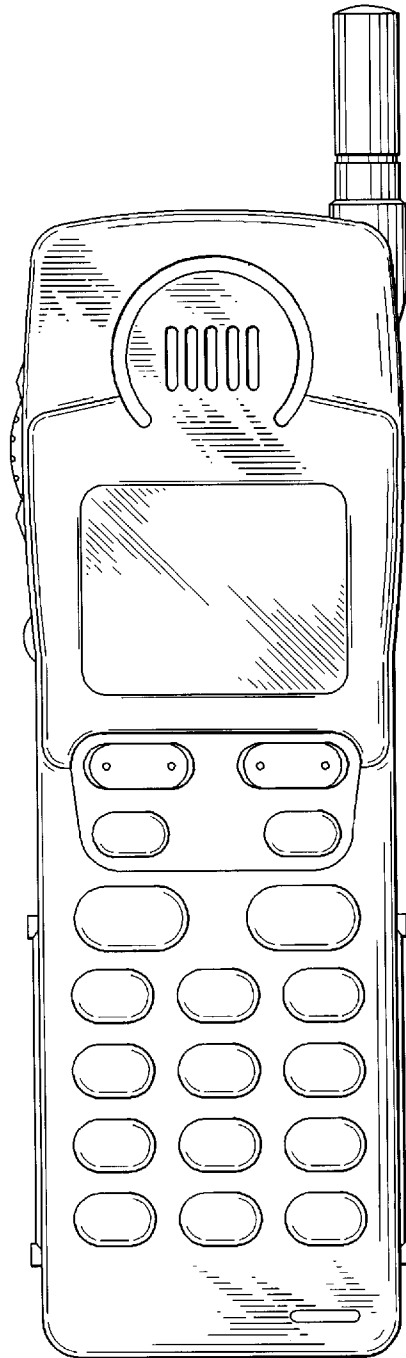


FIG. 2




FIG. 3

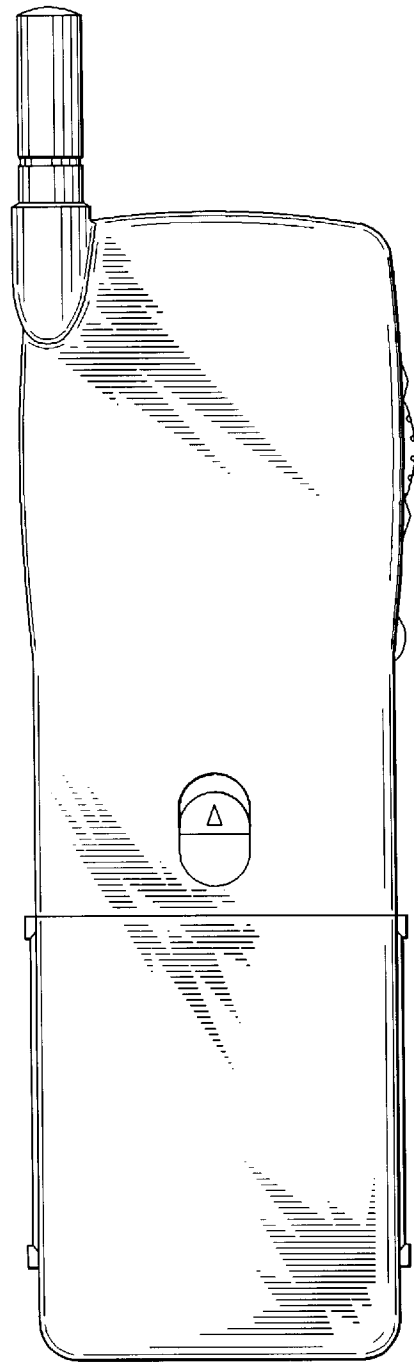


FIG. 4

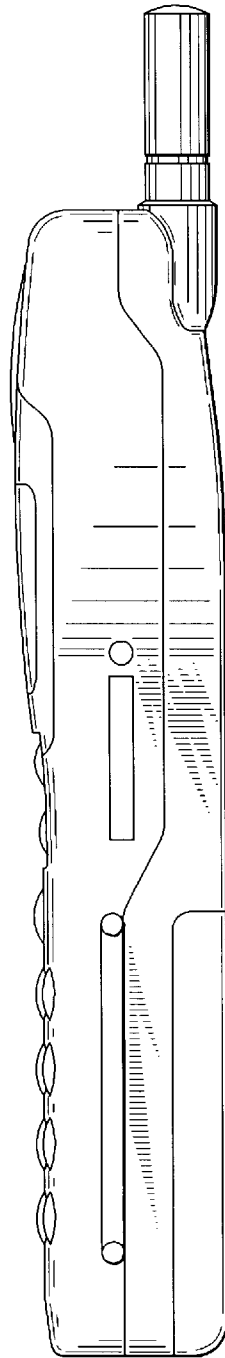


FIG.5

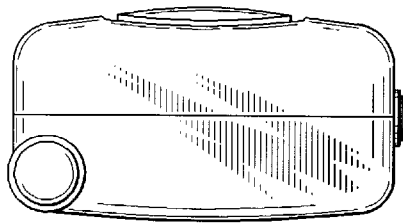


FIG.6

