



US00D500710S

(12) **United States Design Patent** (10) **Patent No.:** **US D500,710 S**
Saito et al. (45) **Date of Patent:** **** Jan. 11, 2005**

(54) **MOTOR VEHICLE AND/OR TOY REPLICA THEREOF**

(75) Inventors: **Masao Saito**, Aichi-ken (JP); **Takashi Hagino**, Aichi-ken (JP); **Hideyuki Numata**, Aichi-ken (JP)

(73) Assignee: **Toyota Jidosha Kabushiki Kaisha** (JP)

(**) Term: **14 Years**

(21) Appl. No.: **29/202,524**

(22) Filed: **Mar. 31, 2004**

(51) **LOC (7) Cl.** **12-08**

(52) **U.S. Cl.** **D12/92**

(58) **Field of Search** D12/90-92, 86;
D21/424, 433; 296/185

(56) **References Cited**

U.S. PATENT DOCUMENTS

D458,874 S	*	6/2002	Sakae et al.	D12/92
D459,683 S	*	7/2002	Sakae et al.	D12/92
D466,447 S	*	12/2002	Stoddard et al.	D12/92
D473,824 S	*	4/2003	Mori	D12/92

OTHER PUBLICATIONS

1999 Mazda Capella Wagon, Automotive Guidebook of Japan vol. 46, Oct. 20, 1999, p. 110.

* cited by examiner

Primary Examiner—Melody N Brown

(74) *Attorney, Agent, or Firm*—Saidman DesignLaw Group

(57) **CLAIM**

The ornamental design for a motor vehicle and/or toy replica thereof, as shown and described.

DESCRIPTION

FIG. 1 is a front perspective view of a motor vehicle and/or toy replica thereof showing our new design;

FIG. 2 is a rear perspective view thereof;

FIG. 3 is a right-side view thereof, with the left-side being a mirror image;

FIG. 4 is a top view thereof;

FIG. 5 is a front view thereof; and,

FIG. 6 is a rear view thereof.

1 Claim, 2 Drawing Sheets






FIG. 1




FIG. 2

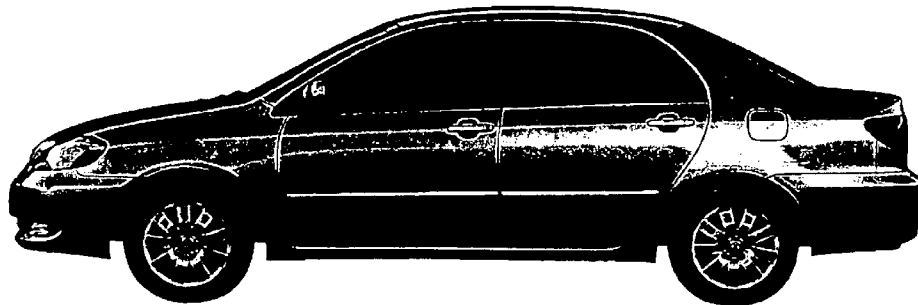


FIG. 3

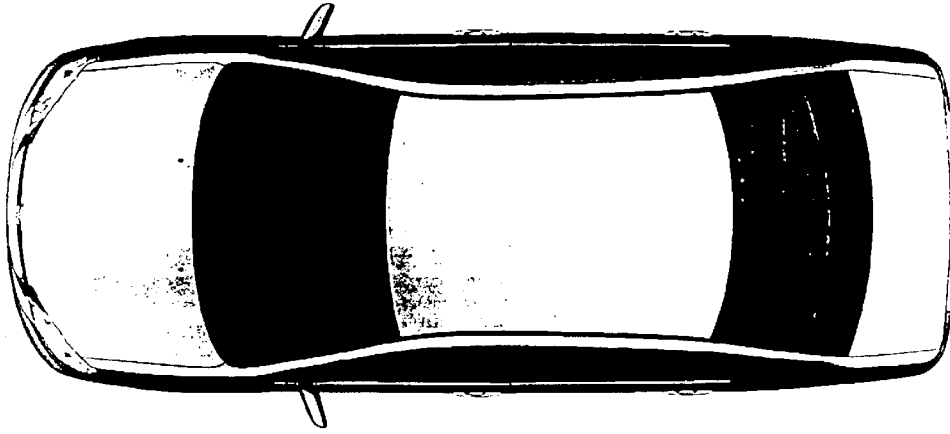


FIG. 4



FIG. 5




FIG. 6