



(12) **United States Design Patent**  
**King et al.**

(10) **Patent No.:** **US D875,456 S**  
(45) **Date of Patent:** **\*\* Feb. 18, 2020**

- (54) **BACKREST FOR AN ARTICLE OF FURNITURE**
- (71) Applicant: **King Furniture Australia Pty Ltd., Turrella (AU)**
- (72) Inventors: **David King, Turrella (AU); Ryan Lawson, Turrella (AU); Tanya Rechberger, Turrella (AU); Anuj Dhawan, Turrella (AU)**
- (73) Assignee: **King Furniture Australia Pty Ltd., Turrella (AU)**
- (\*\*) Term: **15 Years**
- (21) Appl. No.: **29/640,951**
- (22) Filed: **Mar. 19, 2018**

**Related U.S. Application Data**

- (62) Division of application No. 29/553,406, filed on Feb. 1, 2016, now Pat. No. Des. 816,366.

**Foreign Application Priority Data**

- (30) Jul. 30, 2015 (AU) ..... 201513847
- Jul. 31, 2015 (AU) ..... 201513871
- Jul. 31, 2015 (AU) ..... 201513875
- Jul. 31, 2015 (AU) ..... 201513876
- Jul. 31, 2015 (AU) ..... 201513894
- Jul. 31, 2015 (AU) ..... 201513900

- (51) **LOC (12) Cl.** ..... **06-01**
- (52) **U.S. Cl.**  
USPC ..... **D6/716.4**

- (58) **Field of Classification Search**  
USPC ..... D6/334-338, 360, 361, 367, 368, 371, D6/372-375, 379, 381, 601, 716.4  
CPC ..... A47C 13/005; A47C 7/42; A47C 7/44  
See application file for complete search history.

(56) **References Cited**

U.S. PATENT DOCUMENTS

D94,831 S	3/1935	Granovsky	
D240,096 S	6/1976	Haggstam et al.	
D247,335 S	2/1978	Dranger et al.	
D289,831 S	5/1987	Leib	
D310,143 S	8/1990	Hopfer	
D327,174 S	6/1992	Hopfer	
5,137,332 A	8/1992	Gualtierotti et al.	
D335,035 S	4/1993	Floyd	
D400,364 S	11/1998	Hutton	
D422,156 S	4/2000	Black	
D424,316 S	5/2000	Natuzzi et al.	
D433,824 S *	11/2000	King	D6/334
D484,327 S	12/2003	Ricci	
D484,712 S	1/2004	Gomez	
D484,713 S	1/2004	Gomez	
D487,984 S	4/2004	Natuzzi	
D495,893 S	9/2004	Ricci	
D498,064 S	11/2004	Gomez	
6,824,220 B1	11/2004	Davison	
D499,261 S	12/2004	Ricci	

(Continued)

*Primary Examiner* — Deanna L Pratt

(74) *Attorney, Agent, or Firm* — Banner & Witcoff, Ltd.

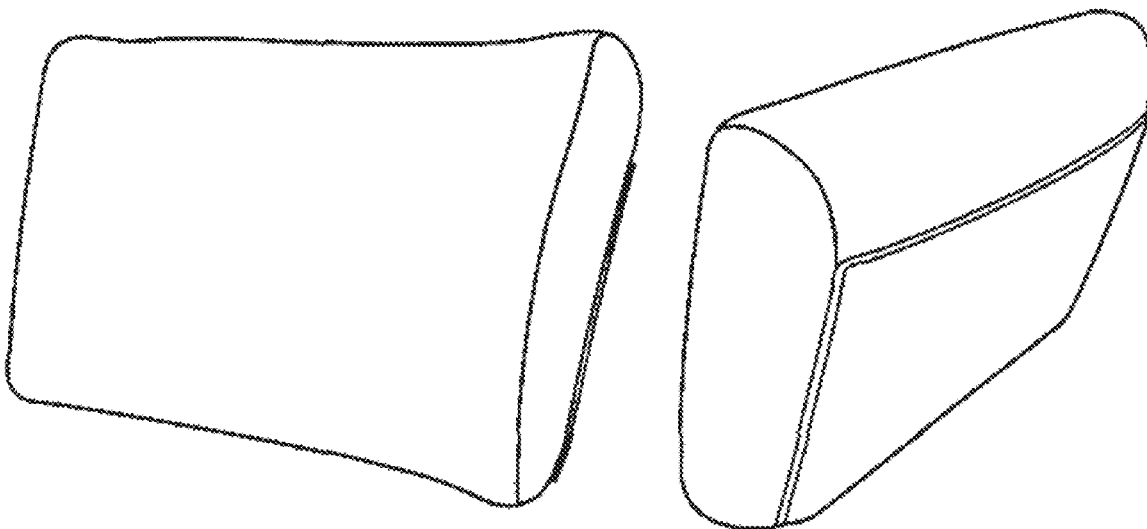
(57) **CLAIM**

The ornamental design for a backrest for an article of furniture, as shown and described.

**DESCRIPTION**

FIG. 1 is a top view of a backrest for an article of furniture showing our new design;  
 FIG. 2 is a perspective view from the front thereof  
 FIG. 3 is a perspective view from the rear thereof;  
 FIG. 4 is a front view thereof;  
 FIG. 5 is a right side view thereof, the left side view being a mirror image of the right side view; and,  
 FIG. 6 is a rear view thereof.

**1 Claim, 1 Drawing Sheet**



(56)

**References Cited**

## U.S. PATENT DOCUMENTS

D499,263	S	12/2004	Ricci	
D545,070	S	6/2007	Hutton	
D551,463	S	9/2007	Natuzzi	
D585,200	S	1/2009	Lissoni	
D590,165	S	4/2009	Natuzzi	
D590,166	S	4/2009	Natuzzi	
D590,171	S	4/2009	Natuzzi	
D609,034	S	2/2010	Lissoni	
D629,221	S	12/2010	Starck	
D660,029	S	5/2012	Nguyen	
D660,043	S	5/2012	Nguyen	
D662,337	S	6/2012	Arko et al.	
D666,847	S	9/2012	Metcalf et al.	
D718,552	S	12/2014	Kanthasamy	
D801,720	S	11/2017	Morrison	
D806,418	S	1/2018	Contreras	
D806,419	S	1/2018	Contreras	
D806,421	S	1/2018	Contreras	
D809,321	S *	2/2018	Bell .....	D6/601
D816,366	S	5/2018	King et al.	
D820,004	S *	6/2018	Bell .....	D6/601
D826,589	S	8/2018	Natuzzi	
D829,451	S	10/2018	Bozzoli	
D849,441	S *	5/2019	King .....	D6/381
D850,141	S *	6/2019	King .....	D6/381
D850,142	S *	6/2019	King .....	D6/381
D851,416	S *	6/2019	King .....	D6/334
D851,419	S *	6/2019	King .....	D6/381
2013/0341992	A1	12/2013	King et al.	
2017/0303690	A1	10/2017	King et al.	

\* cited by examiner

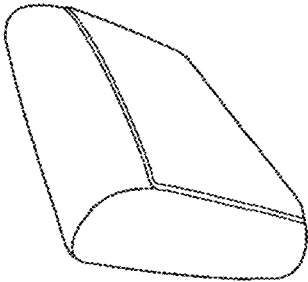


FIG. 1

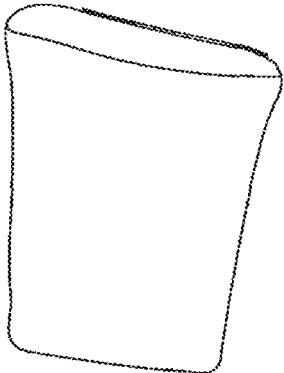


FIG. 2




FIG. 3




FIG. 4

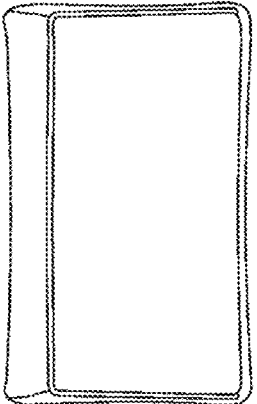


FIG. 5

FIG. 6