



(12) **United States Design Patent**
Albright et al.

(10) **Patent No.:** **US D903,835 S**
(45) **Date of Patent:** **** Dec. 1, 2020**

- (54) **COUPLING SEGMENT**
- (71) Applicant: **Victaulic Company**, Easton, PA (US)
- (72) Inventors: **Christopher M. Albright**, Allentown, PA (US); **Scott D. Madara**, Nazareth, PA (US); **Amit R. Shah**, Quakertown, PA (US)
- (73) Assignee: **Victaulic Company**, Easton, PA (US)
- (**) Term: **15 Years**

D614,269	S *	4/2010	Henry	D23/262
D629,075	S *	12/2010	Madara	D23/262
D629,083	S *	12/2010	Dole	D23/262
D629,084	S *	12/2010	Dole	D23/262
D633,600	S *	3/2011	Madara	D23/262
7,988,207	B2 *	8/2011	Dole	F16L 17/04 285/112
D674,060	S *	1/2013	Wilk, Jr.	D23/262
D674,061	S *	1/2013	Cuvo	D23/262
D674,062	S *	1/2013	Madara	D23/262
D685,884	S *	7/2013	Shah	D23/262
D685,885	S *	7/2013	Shah	D23/262
D685,886	S *	7/2013	Shah	D23/262
D685,887	S *	7/2013	Madara	D23/262

(Continued)

- (21) Appl. No.: **29/685,424**
- (22) Filed: **Mar. 28, 2019**
- (51) **LOC (12) Cl.** **23-01**
- (52) **U.S. Cl.**
USPC **D23/262**
- (58) **Field of Classification Search**
USPC D23/262, 265; D8/349, 354, 382, 394,
D8/396
CPC F16L 17/04; F16L 17/03; F16L 17/035;
F16L 21/06; F16L 21/065; F16L 21/04;
F16L 21/08; F16L 17/025; F16L 55/172;
F16L 37/091; F16L 25/08; F16B 7/0426
See application file for complete search history.

Primary Examiner — Sandra Snapp
Assistant Examiner — Ieisha N Price
(74) *Attorney, Agent, or Firm* — Ballard Spahr LLP

(57) **CLAIM**

The ornamental design for a coupling segment, as shown and described.

DESCRIPTION

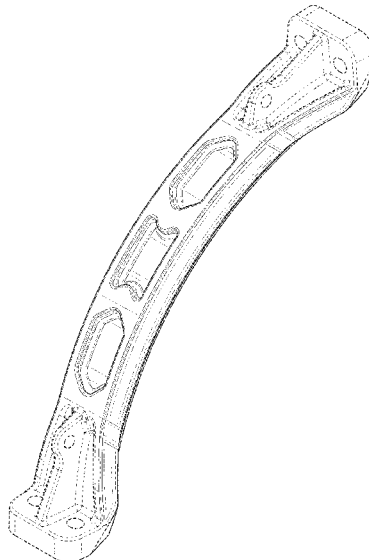
FIG. 1 is an isometric view of my design for a coupling segment;
 FIG. 2 is a front view of the design of the coupling segment shown in FIG. 1;
 FIG. 3 is a rear view of the design of the coupling segment shown in FIG. 1;
 FIG. 4 is a right side view of the design of the coupling segment shown in FIG. 1, the left view being a mirror image thereof;
 FIG. 5 is a top view of the design of the coupling segment shown in FIG. 1; and
 FIG. 6 is a bottom view of the design of the coupling segment shown in FIG. 1.
 The broken lines depicted in the drawings illustrates portions of the coupling segment and form no part of the claimed design.

1 Claim, 6 Drawing Sheets

(56) **References Cited**

U.S. PATENT DOCUMENTS

529,806	A *	11/1894	Rann	F16L 21/04 277/621
5,058,931	A *	10/1991	Bowsher	F16L 17/04 285/112
6,935,152	B2 *	8/2005	Dole	B21D 17/04 72/105
D595,814	S *	7/2009	Pierce	D23/262
D608,866	S *	1/2010	Henry	D23/262
D608,867	S *	1/2010	Henry	D23/262
D612,463	S *	3/2010	Shah	D23/262
D613,377	S *	4/2010	Shah	D23/262



(56)

References Cited

U.S. PATENT DOCUMENTS

D685,888	S *	7/2013	Madara	D23/262
D685,889	S *	7/2013	Madara	D23/262
D737,412	S *	8/2015	Yesavage	D23/262
D750,957	S *	3/2016	Cuvo	D8/396
D753,272	S *	4/2016	Marsicano	D23/262
D755,621	S *	5/2016	Madara	D23/262
D756,212	S *	5/2016	Wilk, Jr.	D23/262
D767,103	S *	9/2016	Sewell	D23/262
9,631,759	B2 *	4/2017	Chase	F16L 51/00
D819,435	S *	6/2018	Bancroft	D8/396
D820,076	S *	6/2018	Ramirez	D8/396
10,190,707	B2 *	1/2019	Brandt	B21D 1/00
D875,221	S *	2/2020	Huettemann	D23/262
10,550,971	B2 *	2/2020	Madara	F16L 17/04
2015/0176728	A1 *	6/2015	Bowman	F16L 21/065 285/309
2019/0331265	A1 *	10/2019	Bowman	F16L 17/04

* cited by examiner

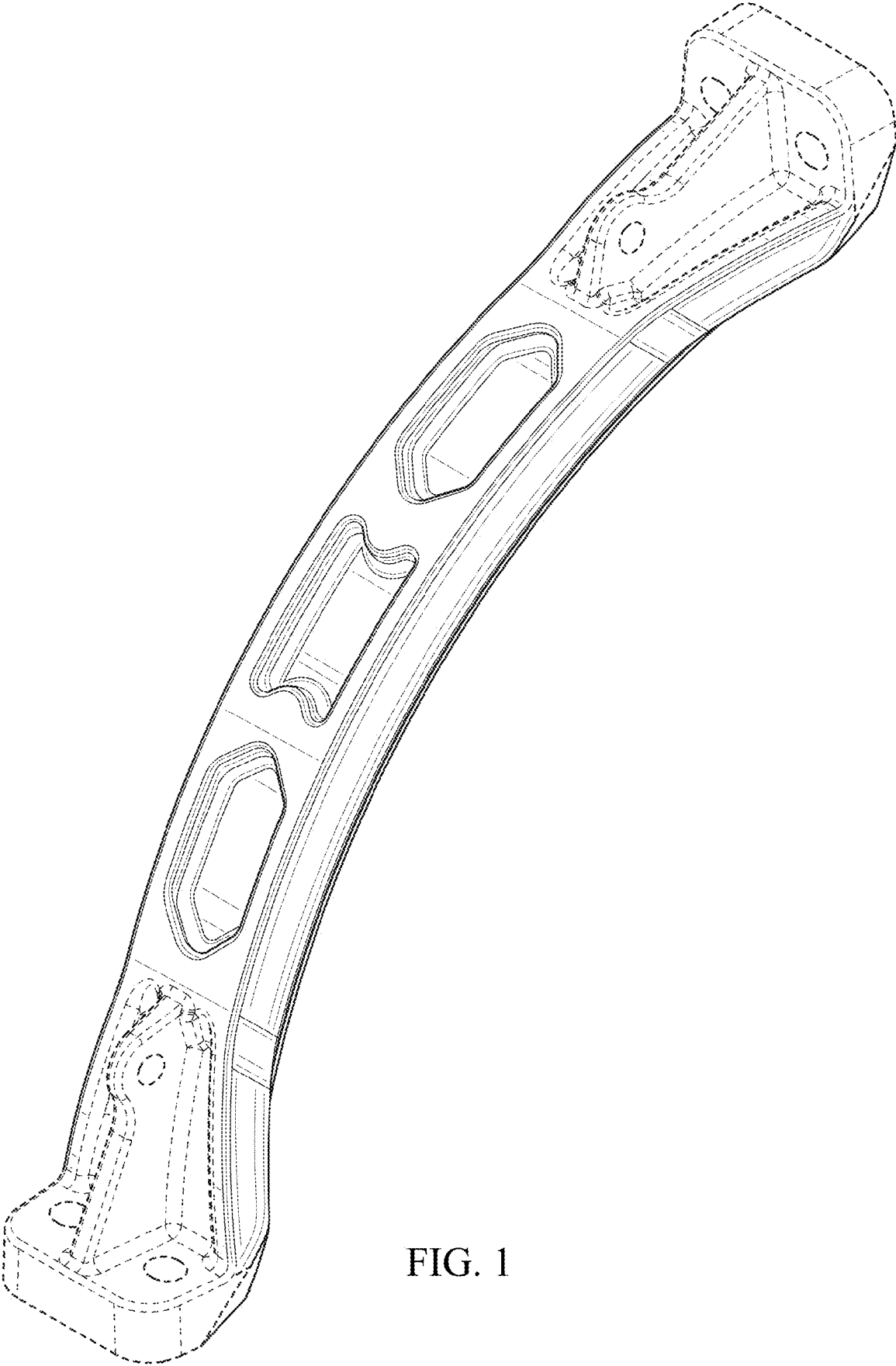


FIG. 1

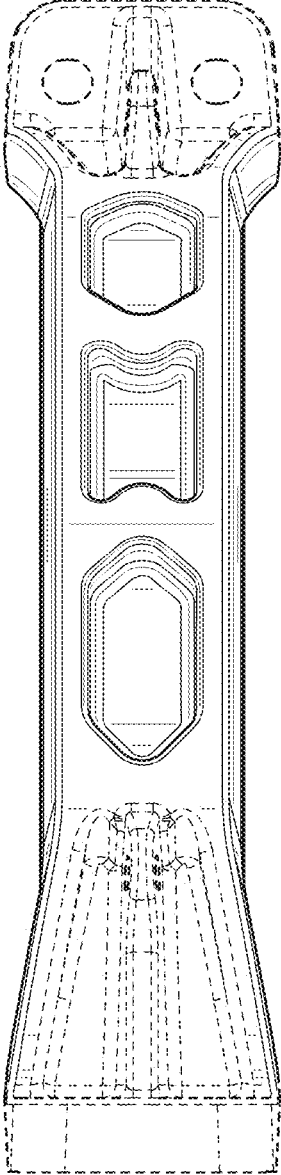


FIG. 2




FIG. 3

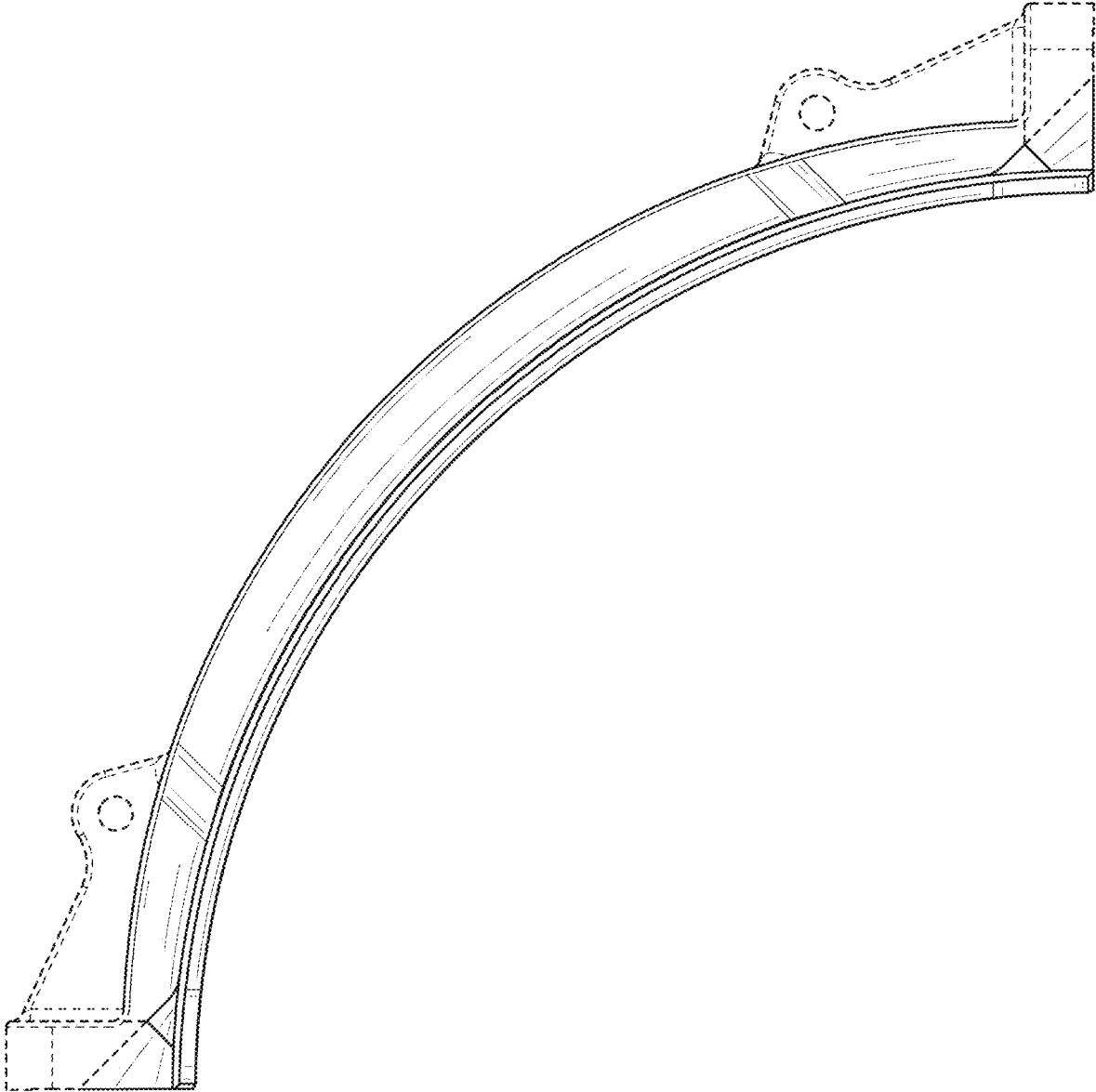


FIG. 4

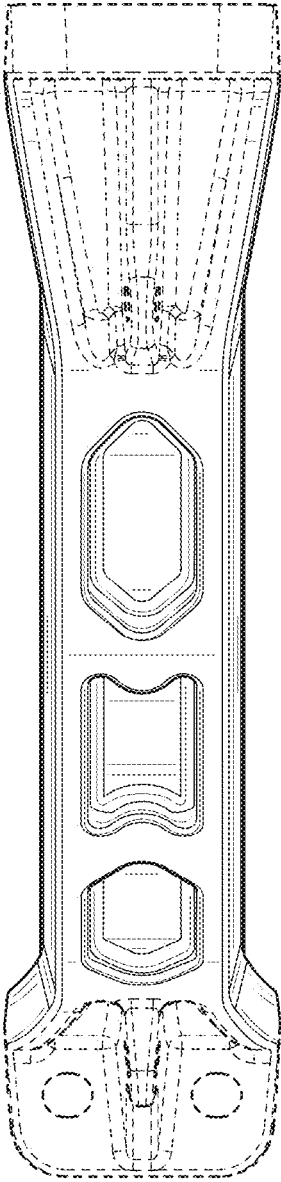


FIG. 5




FIG. 6