



US00D813715S

(12) **United States Design Patent**  
**Slowinski**

(10) **Patent No.:** **US D813,715 S**

(45) **Date of Patent:** **\*\* Mar. 27, 2018**

(54) **GEMSTONE**

(71) Applicant: **Christopher Slowinski**, Lake Success,  
NY (US)

(72) Inventor: **Christopher Slowinski**, Lake Success,  
NY (US)

(73) Assignee: **ECNA LLC**, Great Neck, NY (US)

(\*\*) Term: **15 Years**

(21) Appl. No.: **29/579,991**

(22) Filed: **Oct. 5, 2016**

(51) **LOC (11) Cl.** ..... **11-01**

(52) **U.S. Cl.**

USPC ..... **D11/90**

(58) **Field of Classification Search**

USPC ..... D11/1-2, 26-29, 89-92; 63/26-28, 32

CPC ..... A44C 17/00; A44C 17/01; A44C 17/005;

A44C 17/007; A44C 17/008

See application file for complete search history.

(56) **References Cited**

**U.S. PATENT DOCUMENTS**

D418,444 S \* 1/2000 Callahan ..... D11/90

D503,652 S \* 4/2005 Alass ..... D11/90

D727,784 S \* 4/2015 Siman-Tov ..... D11/90  
D738,254 S \* 9/2015 Hakimian ..... D11/90  
D742,782 S \* 11/2015 Slowinski ..... D11/89  
D768,532 S \* 10/2016 Holloway ..... D11/90

\* cited by examiner

*Primary Examiner* — Ralf T Seifert

(74) *Attorney, Agent, or Firm* — Ostrolenk Faber LLP

(57) **CLAIM**

The ornamental design for a gemstone, as shown and described.

**DESCRIPTION**

FIG. 1 is a perspective view of the gemstone in accordance with a first embodiment of the present invention.

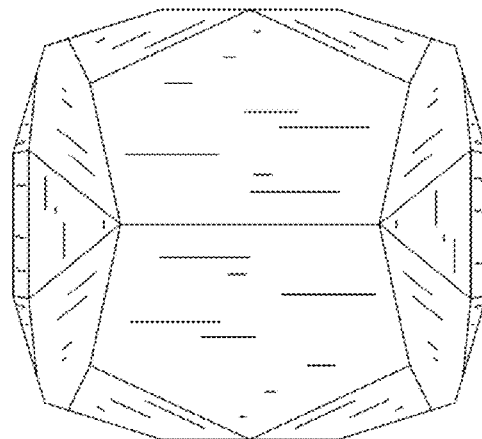

FIG. 2 is a top view of FIG. 1.

FIG. 3 is a bottom view of FIG. 1.

FIG. 4 is a side view of FIG. 1, the other side being symmetrical; and,

FIG. 5 is a front view of FIG. 1, the rear view being symmetrical.

**1 Claim, 1 Drawing Sheet**



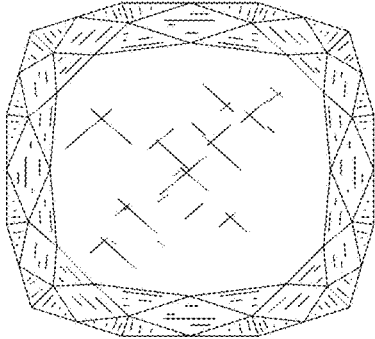


FIG. 2

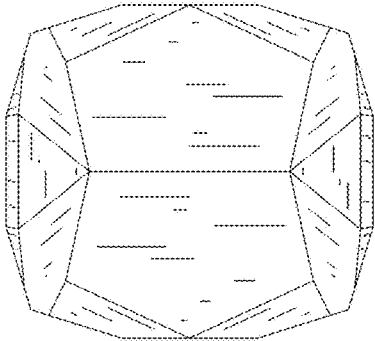


FIG. 3

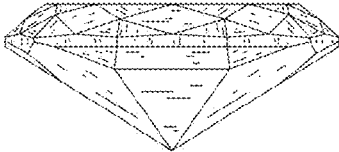


FIG. 5

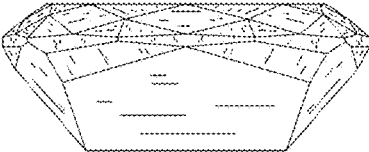


FIG. 4

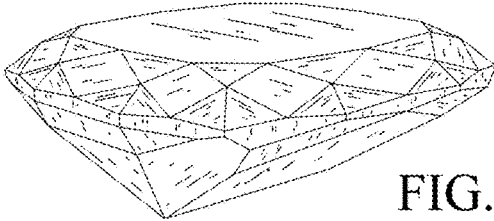


FIG. 1