



US00D699619S

(12) **United States Design Patent**
Kothari

(10) **Patent No.:** **US D699,619 S**

(45) **Date of Patent:** **** Feb. 18, 2014**

(54) **GEMSTONE DESIGN**

(75) Inventor: **Amar Kothari**, Mumbai (IN)

(73) Assignee: **Rosy Blue Jewelry, Inc.**, New York, NY (US)

(**) Term: **14 Years**

(21) Appl. No.: **29/416,121**

(22) Filed: **Mar. 19, 2012**

(51) **LOC (10) Cl.** **11-01**

(52) **U.S. Cl.**
USPC **D11/90**

(58) **Field of Classification Search**
USPC D11/1-2, 26-29, 89-92; 63/26-28, 32
See application file for complete search history.

(56) **References Cited**

U.S. PATENT DOCUMENTS

4,056,952 A *	11/1977	Okuda	63/32
D330,873 S *	11/1992	Kaplan	D11/90
D407,036 S *	3/1999	Reisigl	D11/90
D424,469 S *	5/2000	Koucky et al.	D11/90
D425,816 S *	5/2000	Kavalek	D11/90
D428,355 S *	7/2000	Kavalek	D11/90
D431,794 S *	10/2000	Reisigl	D11/90
D434,341 S *	11/2000	Kavalek	D11/90
D434,691 S *	12/2000	Swarovski	D11/90
D435,477 S *	12/2000	Kavalek	D11/90
D440,522 S *	4/2001	Swarovski	D11/90
D441,684 S *	5/2001	Kavalek	D11/90
D442,881 S *	5/2001	Kavalek	D11/90

D460,376 S *	7/2002	Bamminger et al.	D11/90
D483,686 S *	12/2003	Bamminger et al.	D11/90
6,705,114 B2 *	3/2004	Steiner	63/32
D511,987 S *	11/2005	Swarovski	D11/90
D558,636 S *	1/2008	Fakier	D11/90
D592,991 S *	5/2009	Schneider	D11/90
D593,892 S *	6/2009	Schneider	D11/89
D594,773 S *	6/2009	Schneider	D11/90
D610,940 S *	3/2010	Tannenbaum	D11/90

* cited by examiner

Primary Examiner — Ralf Seifert

(74) *Attorney, Agent, or Firm* — Ostrolenk Faber LLP

(57) **CLAIM**

The ornamental design for a gemstone design, as shown.

DESCRIPTION

FIG. 1 is a top view of a gemstone design showing my new design;

FIG. 2 is a front side view thereof, the rear side view, left side view and right side view being identical thereto;

FIG. 3 is a bottom view thereof;

FIG. 4 is a top perspective view thereof;

FIG. 5 is a bottom perspective view thereof;

FIG. 6 is a top view of a gemstone design showing another embodiment of my new design;

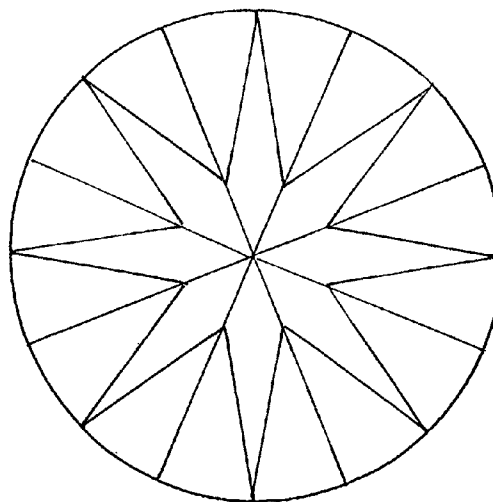
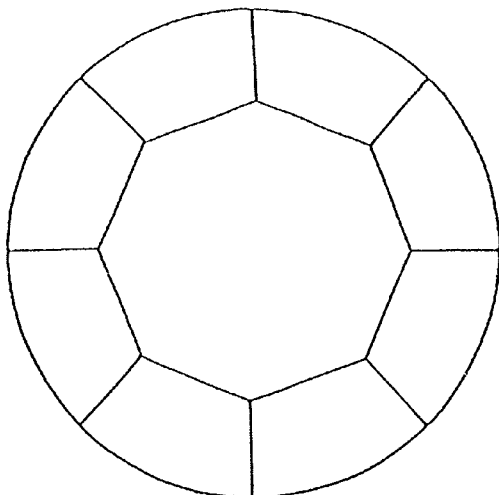
FIG. 7 is a front side view thereof, the rear side view, left side view and right side view being identical thereto;

FIG. 8 is a bottom view thereof;

FIG. 9 is a top perspective view thereof; and,

FIG. 10 is a bottom perspective view thereof.

1 Claim, 6 Drawing Sheets



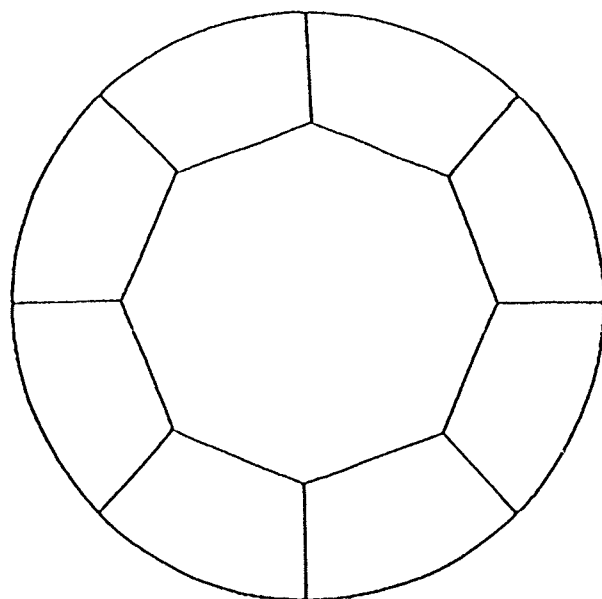


FIG. 1

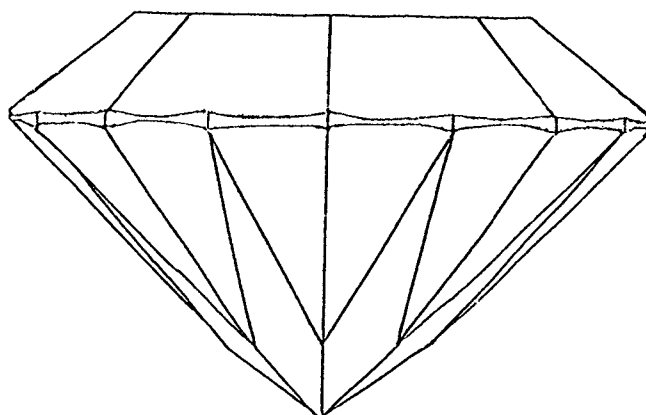


FIG. 2

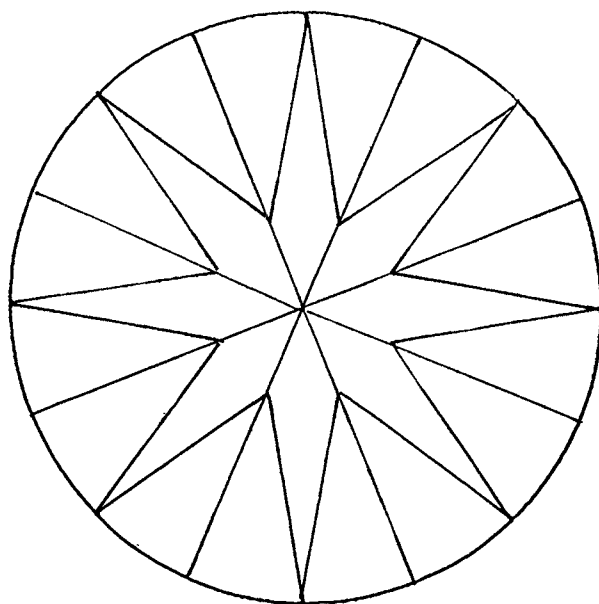


FIG. 3

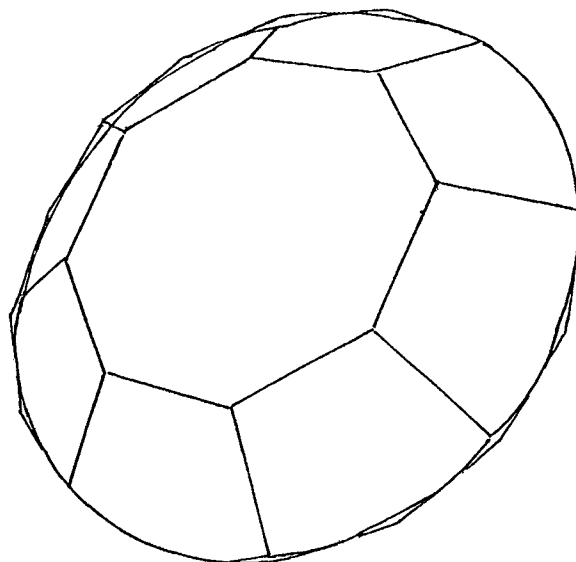


FIG. 4

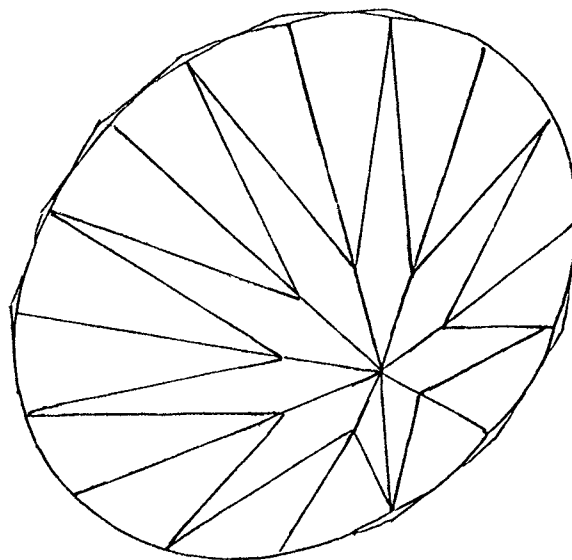


FIG. 5

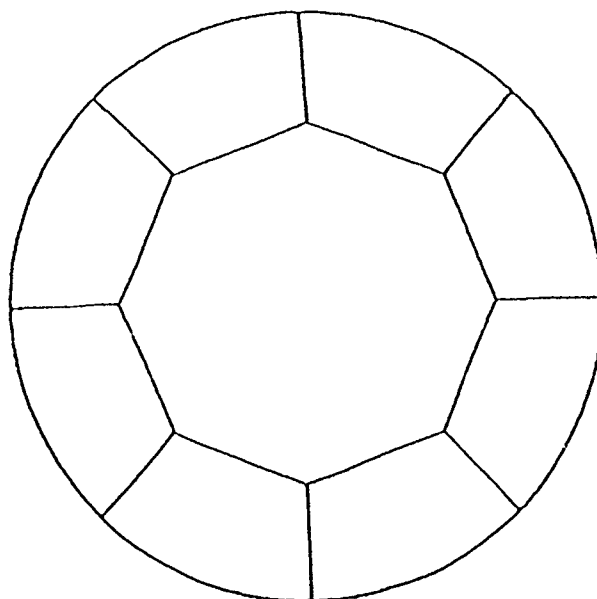


FIG. 6

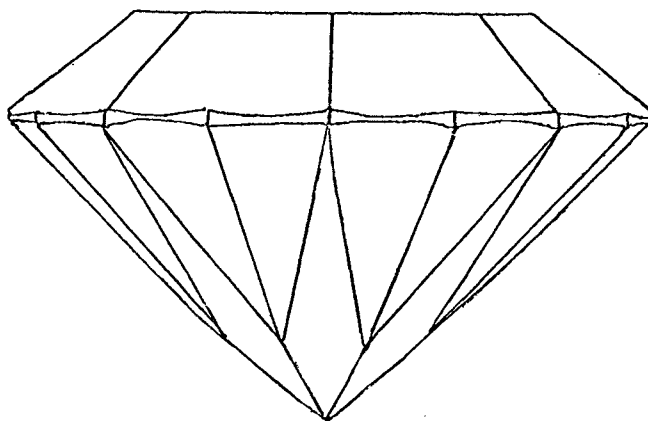


FIG. 7

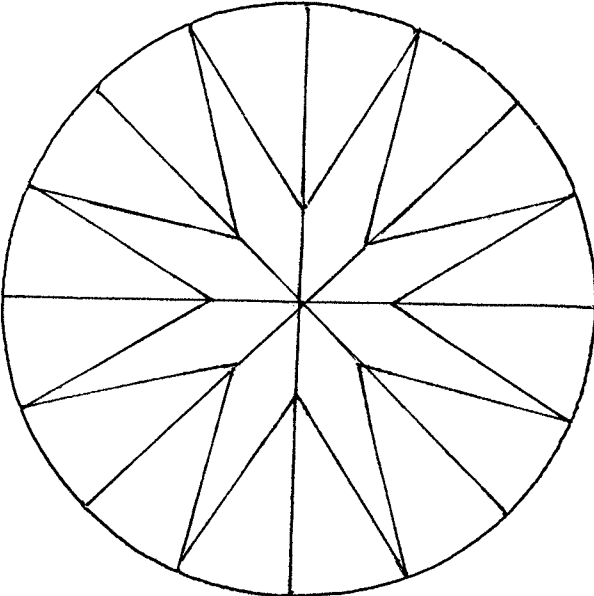


FIG. 8

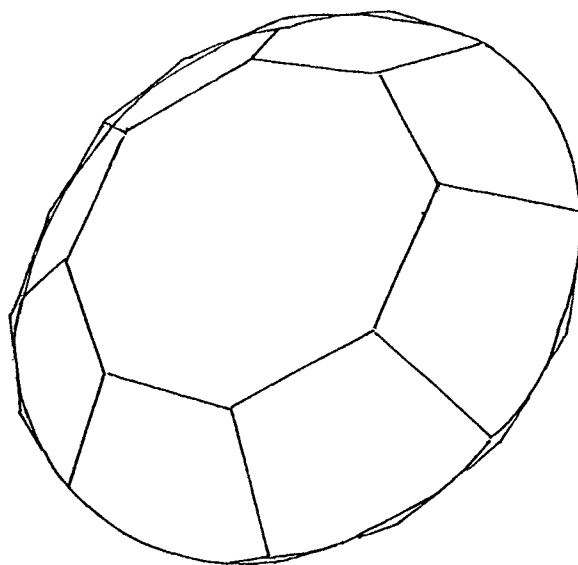


FIG. 9

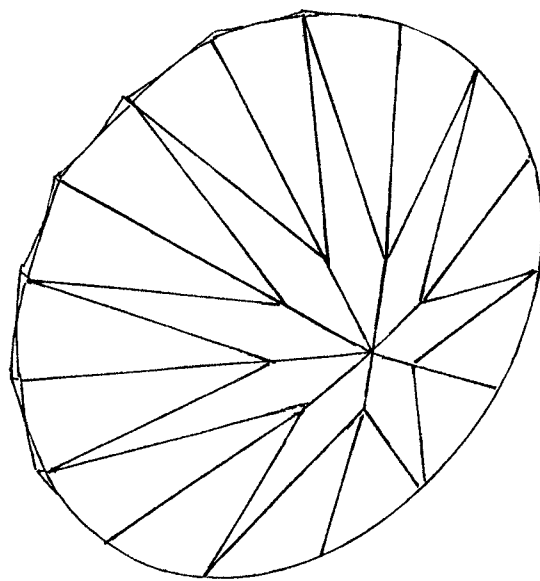


FIG. 10