



US00D759853S

(12) **United States Design Patent**  
**Marshall**

(10) **Patent No.:** **US D759,853 S**

(45) **Date of Patent:** **\*\* Jun. 21, 2016**

(54) **WINDOW COMPONENT EXTRUSION**

(71) Applicant: **Chelsea Building Products, Inc.,**  
Oakmont, PA (US)

(72) Inventor: **Philip Marshall,** Pittsburgh, PA (US)

(73) Assignee: **Chelsea Building Products, Inc.,**  
Oakmont, PA (US)

(\*\*) Term: **14 Years**

(21) Appl. No.: **29/524,851**

(22) Filed: **Apr. 23, 2015**

(51) **LOC (10) Cl.** ..... **25-01**

(52) **U.S. Cl.**  
USPC ..... **D25/124**

(58) **Field of Classification Search**

USPC ..... D25/119-125; 52/204.1, 204.2, 204.5,  
52/204.51, 204.55, 204.61, 204.62,  
52/204.69, 204.7, 204.72, 206, 208, 209,  
52/212, 213, 215, 579, 656.2, 656.5,  
52/656.6, 656.7, 800.13, 717.01, 793.1,  
52/794.1; D20/42, 43, 44; D34/35  
CPC ..... E06B 1/36; E06B 1/702; E06B 1/366;  
E06B 1/524; E06B 1/68; E06B 1/04; E06B  
1/28; E06B 1/30; E06B 3/305; E06B 3/22;  
E06B 3/222; E06B 3/24; E06B 2003/66385

See application file for complete search history.

(56) **References Cited**

**U.S. PATENT DOCUMENTS**

|              |         |           |       |         |
|--------------|---------|-----------|-------|---------|
| D327,746 S * | 7/1992  | Valentin  | ..... | D25/124 |
| D329,708 S * | 9/1992  | Valentin  | ..... | D25/125 |
| D335,712 S * | 5/1993  | Cole      | ..... | D25/124 |
| D364,471 S * | 11/1995 | Goss, Jr. | ..... | D25/124 |
| D385,046 S * | 10/1997 | Lockbeam  | ..... | D25/124 |
| D402,050 S * | 12/1998 | Leonelli  | ..... | D25/124 |
| D440,325 S * | 4/2001  | Habeck    | ..... | D25/124 |
| D441,103 S * | 4/2001  | Habeck    | ..... | D25/124 |
| D441,104 S * | 4/2001  | Habeck    | ..... | D25/124 |
| D468,030 S * | 12/2002 | Chaney    | ..... | D25/124 |
| D557,825 S * | 12/2007 | Willman   | ..... | D25/124 |

|              |         |                |       |         |
|--------------|---------|----------------|-------|---------|
| D576,302 S * | 9/2008  | Morton         | ..... | D25/124 |
| D576,303 S * | 9/2008  | Morton         | ..... | D25/124 |
| D651,726 S * | 1/2012  | Wickland       | ..... | D25/124 |
| D713,555 S   | 9/2014  | Stankay et al. |       |         |
| D713,556 S   | 9/2014  | Stankay        |       |         |
| D713,557 S   | 9/2014  | Stankay        |       |         |
| D716,968 S   | 11/2014 | Stankay        |       |         |
| D729,947 S   | 5/2015  | Stankay        |       |         |
| D729,948 S   | 5/2015  | Stankay        |       |         |
| D740,445 S * | 10/2015 | Chaney         | ..... | D25/124 |

\* cited by examiner

*Primary Examiner* — Cynthia Ramirez

*Assistant Examiner* — Llorellys Martinez-Rivera

(74) *Attorney, Agent, or Firm* — Drinker Biddle & Reath LLP

(57) **CLAIM**

The ornamental design for a window component extrusion, as shown and described.

**DESCRIPTION**

FIG. 1 is a perspective view of a window component extrusion showing my new design.

FIG. 2 is a right side view of the window component extrusion of FIG. 1.

FIG. 3 is a left side view of the window component extrusion of FIG. 1.

FIG. 4 is a front view of the window component extrusion of FIG. 1.

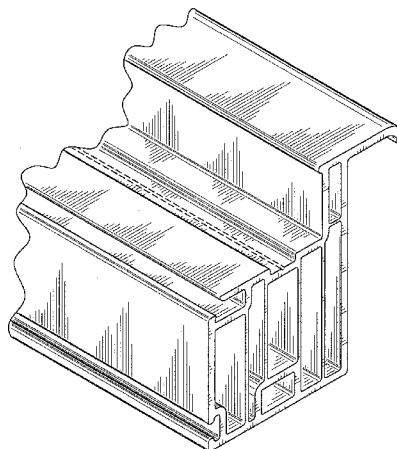
FIG. 5 is a rear view of the window component extrusion of FIG. 1.

FIG. 6 is a top view of the window component extrusion of FIG. 1; and,

FIG. 7 is a bottom view of the window component extrusion of FIG. 1.

The broken lines shown in the drawings illustrate environmental subject matter only and form no part of the claimed design. A symbolic break has been shown in the drawings indicating that any portion of the window component extrusion beyond what is shown forms no part of the claimed design.

**1 Claim, 4 Drawing Sheets**



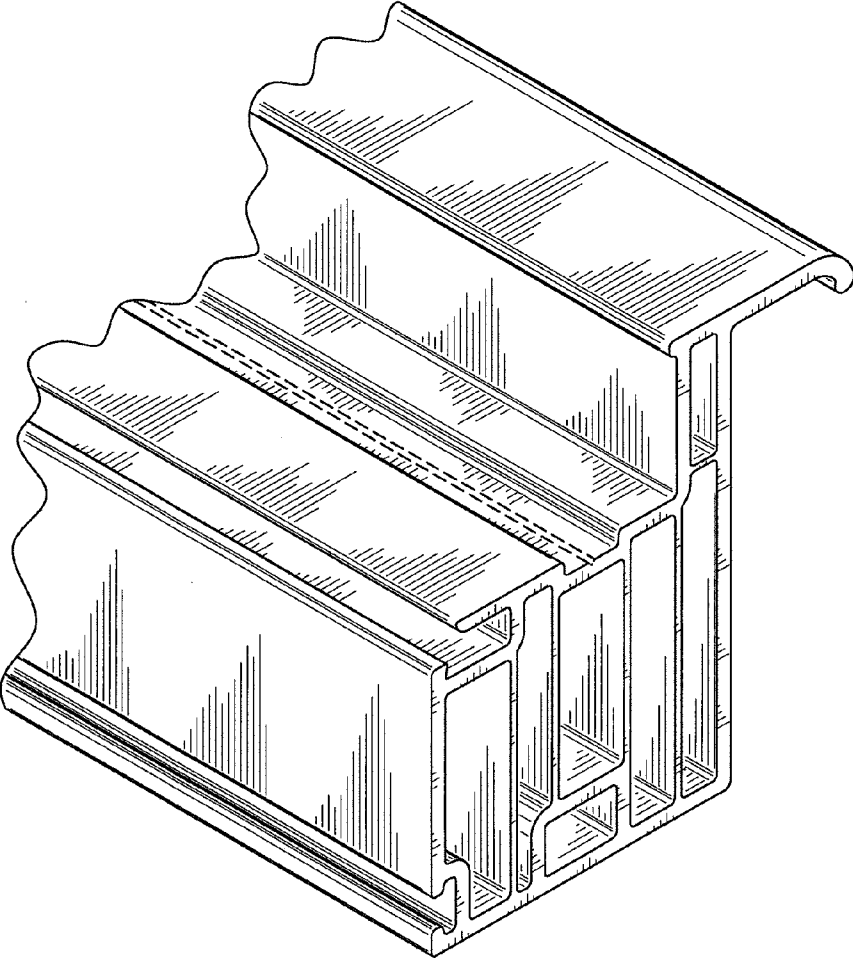


FIG. 1

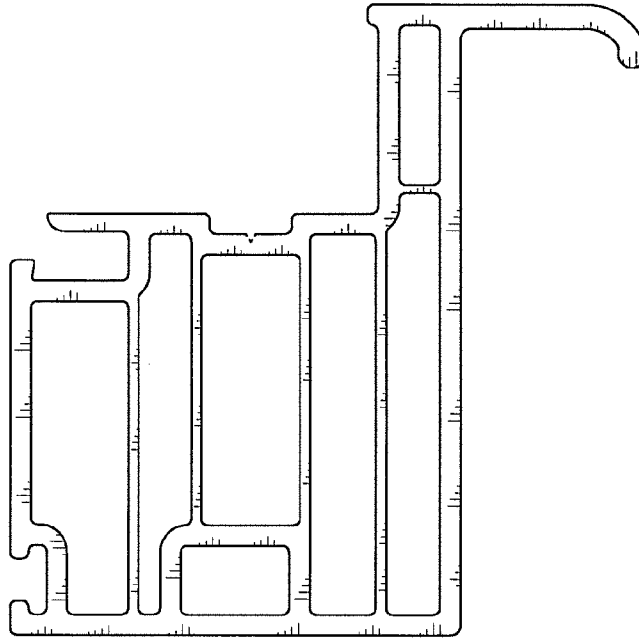


FIG. 2

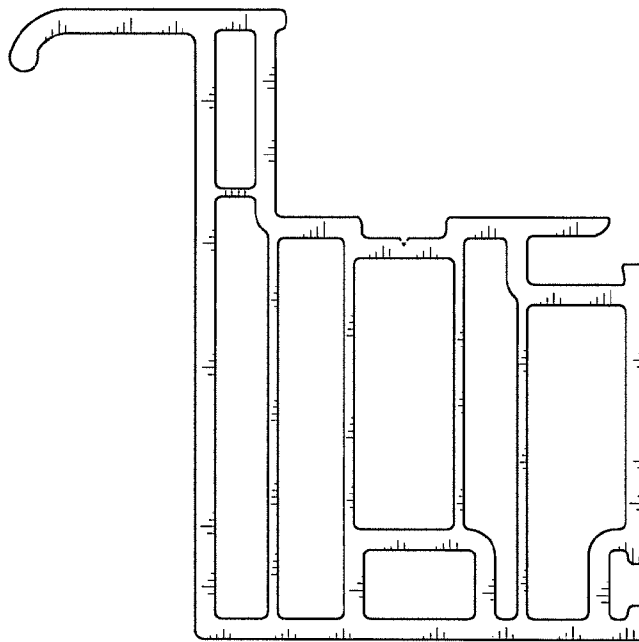


FIG. 3

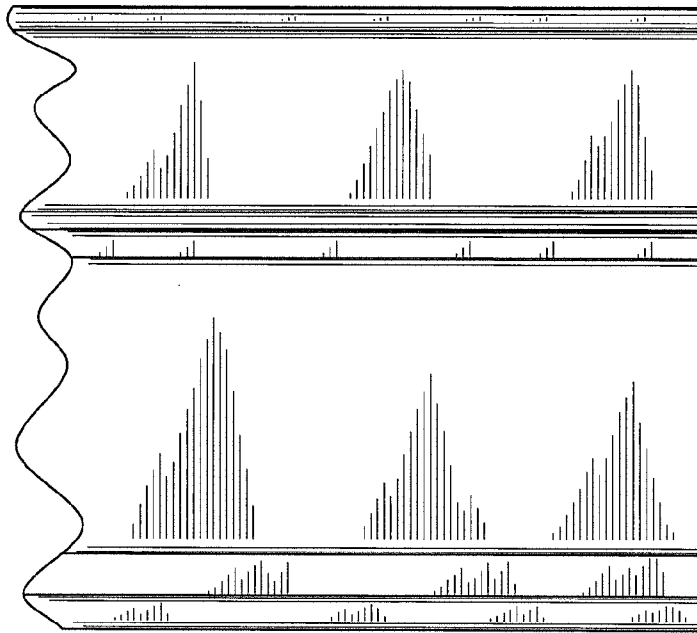


FIG. 4

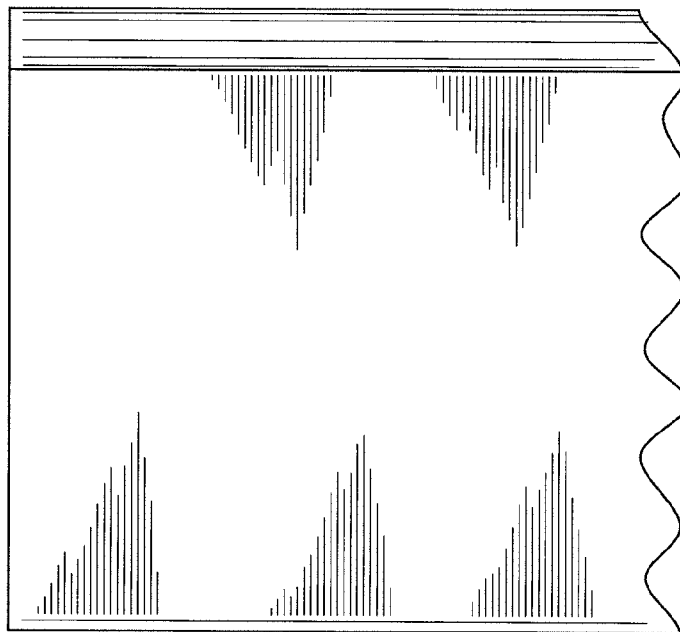


FIG. 5

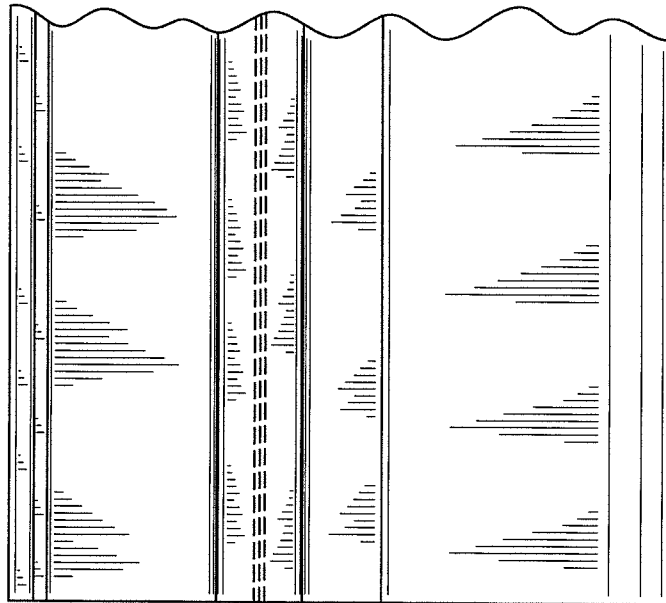


FIG. 6

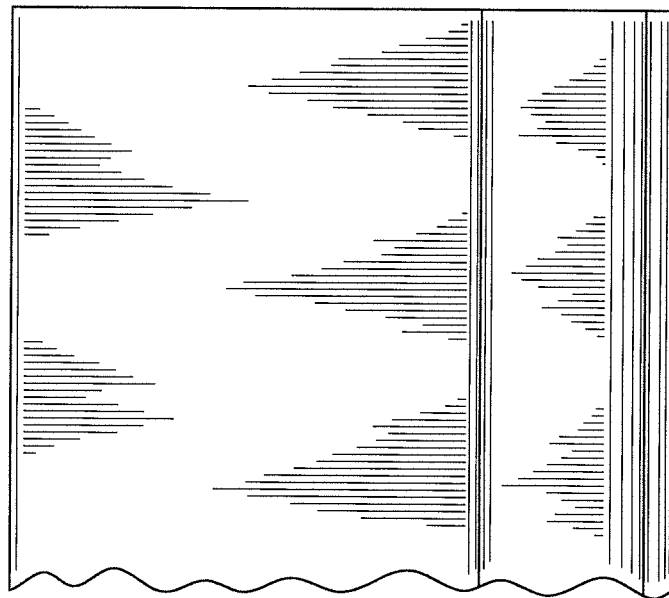


FIG. 7