

(19) **DANMARK**



Patent- og
Varemærkestyrelsen

(10) **DK/EP 3256462 T3**

(12) **Oversættelse af
europæisk patentskrift**

-
- (51) Int.Cl.: *C 07 D 401/14 (2006.01)* *A 01 N 43/50 (2006.01)* *C 07 D 401/12 (2006.01)*
C 07 D 405/14 (2006.01) *C 07 D 409/14 (2006.01)* *C 07 D 413/14 (2006.01)*
- (45) Oversættelsen bekendtgjort den: **2019-11-18**
- (80) Dato for Den Europæiske Patentmyndigheds bekendtgørelse om meddelelse af patentet: **2019-08-21**
- (86) Europæisk ansøgning nr.: **16702955.2**
- (86) Europæisk indleveringsdag: **2016-02-05**
- (87) Den europæiske ansøgnings publiceringsdag: **2017-12-20**
- (86) International ansøgning nr.: **EP2016052445**
- (87) Internationalt publikationsnr.: **WO2016128298**
- (30) Prioritet: **2015-02-09 EP 15154252**
- (84) Designerede stater: **AL AT BE BG CH CY CZ DE DK EE ES FI FR GB GR HR HU IE IS IT LI LT LU LV MC MK MT NL NO PL PT RO RS SE SI SK SM TR**
- (73) Patenthaver: **Bayer CropScience Aktiengesellschaft, Alfred-Nobel-Strasse 50, 40789 Monheim am Rhein, Tyskland**
- (72) Opfinder: **HEIL, Markus, Am weissen Stein 43 a, 42799 Leichlingen, Tyskland**
JANSEN, Johannes-Rudolf, Knippratherstrasse 47, 40789 Monheim, Tyskland
WILCKE, David, Friedenstrasse 39, 40219 Düsseldorf, Tyskland
KÖHLER, Adeline, Heimchenweg 9, 40764 Langenfeld, Tyskland
WILLOT, Matthieu, Jahnstrasse 15, 40215 Düsseldorf, Tyskland
EILMUS, Sascha, Neuenkamp 9a, 42799 Leichlingen, Tyskland
ILG, Kerstin, Neusser Wall 32, 50670 Köln, Tyskland
MALSAM, Olga, Vor dem Klosterhof 19, 51503 Rösrath, Tyskland
LÖSEL, Peter, Am Schokker 5, 51371 Leverkusen, Tyskland
PORTZ, Daniela, Oststrasse 1, 52391 Vettweiss, Tyskland
ANDERSCH, Wolfram, Schlodderdicher Weg 77, 51469 Bergisch Gladbach, Tyskland
FISCHER, Reiner, Nelly-Sachs-Strasse 23, 40789 Monheim, Tyskland
KÜBBELER, Susanne, Pastor-Dörr-Ring 52, 40589 Düsseldorf, Tyskland
- (74) Fuldmægtig i Danmark: **RWS Group, Europa House, Chiltern Park, Chiltern Hill, Chalfont St Peter, Bucks SL9 9FG, Storbritannien**
- (54) Benævnelse: **SUBSTITUERED 2-THIOIMIDAZOLYL-CARBOXAMIDER SOM SKADEDYRSBEKÆMPELSMIDDEL**
- (56) Fremdragne publikationer:
EP-A2- 0 312 960
WO-A1-2012/084670
WO-A1-2014/063942

Fortsættes ...

WO-A2-2011/009804

D. NORRIS ET. AL.: "Synthesis of imidazo[1,5-a]quinoxalin-4(5H)-one template via a novel intramolecularp", TETRAHEDRON LETTERS, Bd. 42, Nr. 26, 25. Juni 2001 (2001-06-25) , Seiten 4297-4299, XP002740775, ISSN: 0040-4039

M. P. HAY ET. AL.: "Design, Synthesis, and Evaluation of Imidazolymethyl Carbamate Prodrugs of Alkylating Agents.", TETRAHEDRON, Bd. 56, Nr. 4, 21. Januar 2000 (2000-01-21), Seiten 645-657, XP002740776,

D. E. BIERER ET. AL.: "Regiospecific Synthesis of the Aminoimidazolquinoxaline (IQx) Mutagens from Cooked Foods.", JOURNAL OF ORGANIC CHEMISTRY, Bd. 57, Nr. 5, 1. Februar 1992 (1992-02-01), Seiten 1390-1405, XP002740777,

A. JORDAAN ET. AL.: "The Synthesis of 1-Methyl-5-(alpha-indolyl)imidazole and 1-Methyl-2-ethylthiol-5-(alpha-indolyl)imidazole.", JOURNAL OF HETEROCYCLIC CHEMISTRY, Bd. 5, Nr. 5, 1. Oktober 1968 (1968-10-01) , Seiten 723-725, XP002740778,

F. HADIZADEH ET. AL.: "Synthesis of Substituted 2-(2-Alkylthio-1-benzyl-5-imidazolyl)-1,3, 4-oxadiazoles.", JOURNAL OF HETEROCYCLIC CHEMISTRY, Bd. 39, Nr. 4, 1. Juli 2002 (2002-07-01), Seiten 841-844, XP002740779,

R. BOSSIO ET. AL.: "Synthesis and Properties of Some S-Derivatives of 1-Benzyl- and 1-(2-Pyridylmethyl)-5-Substituted 2-Mercaptoimidazoles.", HETEROCYCLES, Bd. 24, Nr. 4, 1. April 1986 (1986-04-01), Seiten 983-989, XP009184745,

Description

The present application relates to novel heterocyclic compounds, to processes and intermediates for the preparation thereof, and their use for controlling animal pests.

WO 2011/009804 A2 describes heterocyclic compounds including, *inter alia*, imidazolylcarboxamides which can be used as insecticides.

10

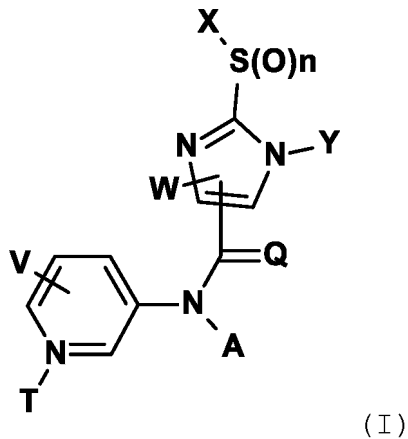
Modern insecticides have to meet many demands, for example in relation to extent, persistence and spectrum of their action and possible use. Questions of toxicity, sparing of beneficial species and pollinators, environmental properties, application rates, combinability with other active ingredients or formulation auxiliaries play a role, as does the question of the effort required for the synthesis of an active ingredient; furthermore, resistances may occur, to mention only some parameters. For all these reasons alone, the search for novel crop protection compositions cannot be considered complete, and there is a constant need for novel compounds having improved properties compared to the known compounds, at least in relation to individual aspects.

25 It was an object of the present invention to provide compounds which widen the spectrum of the pesticides in various aspects.

Tetrahedron Letters, Volume 42, pp. 4297-4299 (2001), Tetrahedron, Volume 56, pp. 645-57 (2001), Journal of Organic Chemistry, Volume 57, pp. 1390-1405 (1992), Journal of Heterocyclic Chemistry, Volume 5, pp. 723-5 (1968), Journal of Heterocyclic Chemistry, Volume 39, pp. 841-844 (2002), Heterocycles, Volume 24, pp. 983-989 (1986) and EP-A-0,312,960 mention molecules similar to the molecules of the formula (IV), (VIII), (XI), (XXI) and (XXII) obtained as intermediates in the preparation of the compounds of the formula (I). However, in these documents they do not serve for preparing pesticides.

35

This object, and further objects which are not stated explicitly which can be discerned or derived from the connections discussed herein, are achieved by the provision of
5 compounds of the formula (I)



in which

10

Q represents oxygen or sulphur,

V represents a radical from the series hydrogen, halogen, alkyl, haloalkyl, alkoxy, haloalkoxy and cyano,

15

W represents a radical from the series hydrogen, halogen, alkyl, haloalkyl, alkoxy, haloalkoxy and cyano,

X represents a radical from the series optionally substituted alkyl, alkenyl, alkynyl, optionally substituted cycloalkyl which is saturated or unsaturated and optionally interrupted by heteroatoms, optionally substituted cycloalkylalkyl which is saturated or unsaturated and optionally interrupted by heteroatoms, optionally substituted aryl, hetaryl, optionally substituted arylalkyl, hetarylalkyl and cyano,

20

25

Y represents a radical from the series hydrogen, optionally substituted alkyl, alkenyl, alkynyl, optionally substituted cycloalkyl which is optionally interrupted by heteroatoms,

30

optionally substituted cycloalkylalkyl which is optionally interrupted by heteroatoms, arylalkyl, hetarylalkyl and cyano,

n represents a number 0, 1 or 2,

5

A represents a radical from the series hydrogen, optionally substituted alkyl, alkenyl, alkynyl and optionally substituted cycloalkyl and cycloalkylalkyl which are optionally interrupted by heteroatoms,

10

T represents oxygen or an electron pair,

and salts thereof.

15 Preferred substituents or ranges for the radicals shown in the compounds of the formula (I) are illustrated below. The combination thereof forms the range of preference (1).

Q represents oxygen or sulphur,

20

V represents a radical from the series hydrogen, halogen, C₁-C₄-alkyl, C₁-C₄-haloalkyl, C₁-C₄-alkoxy, C₁-C₄-haloalkoxy and cyano,

25 W represents a radical from the series hydrogen, halogen, C₁-C₄-alkyl, C₁-C₄-haloalkyl, C₁-C₄-alkoxy, C₁-C₄-haloalkoxy and cyano,

30 X represents a radical from the series C₁-C₈-alkyl, C₃-C₈-alkenyl, C₃-C₈-alkynyl, optionally mono- or polysubstituted independently of one another by halogen, C₁-C₄-alkoxy, C₁-C₄-alkyl-S(O)_m-, cyano, C(O)OR², CONR²R³, C(G)R²; C₃-C₈-cycloalkyl or C₅-C₈-cycloalkenyl, optionally interrupted once or twice independently of one another by O, S(O)_m, C(G)R², NR⁴ and
35 optionally mono- to tetrasubstituted independently of one another by halogen, C₁-C₄-alkyl, C₁-C₄-haloalkyl, C₁-C₄-alkoxy, cyano; straight-chain or branched C₃-C₈-cycloalkyl-C₁-C₄-alkyl or C₅-C₈-cycloalkenyl-C₁-C₄-alkyl, optionally interrupted once

or twice independently of one another by O, S(O)_m, C(G)R², NR⁴ and optionally mono- to tetrasubstituted independently of one another by halogen, C₁-C₄-alkyl, C₁-C₄-haloalkyl, C₁-C₄-alkoxy, cyano; aryl, optionally mono- to trisubstituted independently
5 of one another by halogen, C₁-C₄-alkyl, C₁-C₄-haloalkyl, C₁-C₄-alkoxy, C₁-C₄-alkyl-S(O)_m-, C₁-C₄-haloalkoxy, C₁-C₄-haloalkyl-S(O)_m-, nitro and cyano; or hetaryl, which can be optionally mono- to trisubstituted independently of one another by halogen, C₁-C₄-alkyl, C₁-C₄-haloalkyl, C₁-C₄-alkoxy, C₁-C₄-alkyl-
10 S(O)_m-, C₁-C₄-haloalkoxy, C₁-C₄-haloalkyl-S(O)_m-, nitro and cyano; straight-chain or branched aryl-C₁-C₄-alkyl, hetaryl-C₁-C₄-alkyl, optionally mono- to trisubstituted independently of one another by halogen, C₁-C₄-alkyl, C₁-C₄-haloalkyl, C₁-C₄-alkoxy, C₁-C₄-alkyl-S(O)_m-, C₁-C₄-haloalkoxy, C₁-C₄-haloalkyl-
15 S(O)_m-, nitro and cyano,

G represents O, N-CN, N-OR²,

Y represents a radical from the series hydrogen; C₁-C₆-alkyl, C₃-C₆-alkenyl, C₃-C₆-alkynyl, optionally mono- or
20 polysubstituted independently of one another by halogen, C₁-C₄-alkoxy, C₁-C₄-alkyl-S(O)_m-, cyano; C₃-C₈-cycloalkyl, optionally mono- or disubstituted independently of one another by halogen, C₁-C₄-alkyl, C₁-C₄-haloalkyl, C₁-C₄-alkoxy, cyano; straight-chain or branched C₃-C₈-cycloalkyl-C₁-C₄-alkyl,
25 optionally interrupted once or twice independently of one another by O, S(O)_m, CO, NR⁴ and optionally mono- to tetrasubstituted independently of one another by halogen, C₁-C₄-alkyl, C₁-C₄-haloalkyl, C₁-C₄-alkoxy, cyano; arylalkyl or
30 hetarylalkyl, optionally mono- to trisubstituted independently of one another by halogen, C₁-C₄-alkyl, C₁-C₄-haloalkyl, C₁-C₄-alkoxy, C₁-C₄-alkyl-S(O)_m-, C₁-C₄-haloalkoxy, C₁-C₄-haloalkyl-S(O)_m-, nitro; and cyano,

35 m represents a number 0, 1 or 2,

n represents a number 0, 1 or 2,

A represents a radical from the series hydrogen; C₁-C₆-alkyl, C₃-C₆-alkenyl, C₃-C₆-alkynyl, optionally mono- or polysubstituted independently of one another by halogen, C₁-C₄-alkoxy, C₁-C₄-alkyl-S(O)_m-, cyano; C₃-C₆-cycloalkyl, optionally
5 mono- or disubstituted independently of one another by halogen, C₁-C₄-alkyl, C₁-C₄-haloalkyl, C₁-C₄-alkoxy, cyano; and straight-chain or branched C₃-C₈-cycloalkyl-C₁-C₄-alkyl, optionally mono- or disubstituted independently of one another by halogen, C₁-C₄-alkyl, C₁-C₄-haloalkyl, C₁-C₄-alkoxy, cyano,

10

R² represents a radical from the series hydrogen; C₁-C₈-alkyl, C₃-C₈-alkenyl, C₃-C₈-alkynyl, optionally mono- or polysubstituted independently of one another by halogen, C₁-C₄-alkoxy, C₁-C₄-alkyl-S(O)_m-; C₃-C₈-cycloalkyl, optionally
15 interrupted once by O, S(O)_m and optionally mono- or disubstituted independently of one another by halogen, C₁-C₄-alkyl, C₁-C₄-haloalkyl, C₁-C₄-alkoxy, cyano; straight-chain or branched C₃-C₈-cycloalkyl-C₁-C₄-alkyl, optionally interrupted once by O, S(O)_n and optionally mono- or disubstituted
20 independently of one another by halogen, C₁-C₄-alkyl, C₁-C₄-haloalkyl, C₁-C₄-alkoxy, cyano; aryl, hetaryl, optionally mono- to trisubstituted independently of one another by halogen, C₁-C₄-alkyl, C₁-C₄-haloalkyl, C₁-C₄-alkoxy, C₁-C₄-alkyl-S(O)_m-, C₁-C₄-haloalkoxy, C₁-C₄-haloalkyl-S(O)_m-, nitro and cyano; and
25 straight-chain or branched aryl-C₁-C₄-alkyl, hetaryl-C₁-C₄-alkyl, optionally mono- to trisubstituted independently of one another by halogen, C₁-C₄-alkyl, C₁-C₄-haloalkyl, C₁-C₄-alkoxy, C₁-C₄-alkyl-S(O)_m-, C₁-C₄-haloalkoxy, C₁-C₄-haloalkyl-S(O)_m-, nitro and cyano,

30

R³ represents a radical from the series hydrogen; C₁-C₆-alkyl, C₃-C₆-alkenyl, C₃-C₆-alkynyl, optionally mono- or polysubstituted independently of one another by halogen, C₁-C₄-alkoxy, C₁-C₄-alkyl-S(O)_m-, cyano,

35

R⁴ represents a radical from the series hydrogen; C₁-C₆-alkyl, C₃-C₆-alkenyl, C₃-C₆-alkynyl, optionally mono- or polysubstituted independently of one another by halogen, C₁-C₄-

alkoxy, C₁-C₄-alkyl-S(O)_m-, cyano, and represents the radicals CONR²R³ and COR², where the above definitions of the preferred range (1) apply to R² and R³,

5 T represents oxygen or an electron pair,

and salts thereof.

Particularly preferred substituents or ranges for the radicals
10 shown in the compounds of formula (I) are elucidated below.
The combination thereof forms the range of preference (2).

Q represents oxygen,

15 Y represents a radical from the series hydrogen, fluorine, chlorine, bromine, methyl, ethyl, difluoromethyl, trifluoromethyl, methoxy, ethoxy, difluoromethoxy, trifluoromethoxy and cyano,

20 W represents a radical from the series hydrogen, fluorine, chlorine, bromine, methyl, ethyl, difluoromethyl, trifluoromethyl, methoxy, ethoxy, difluoromethoxy, trifluoromethoxy and cyano,

25 X represents a radical from the series C₁-C₆-alkyl, C₃-C₆-alkenyl, C₃-C₆-alkynyl, optionally mono- to heptasubstituted independently of one another by fluorine, chlorine, bromine, methoxy, ethoxy, methyl-S(O)_m-, ethyl-S(O)_m-, cyano, C(O)OR², CONR²R³, C(G)R²; C₃-C₆-cycloalkyl, optionally interrupted once
30 or twice independently of one another by O, S(O)_m, CO, NR⁴ and optionally mono- or disubstituted independently of one another by fluorine, chlorine, bromine, methyl, ethyl, trifluoromethyl, methoxy, ethoxy, cyano; straight-chain or branched C₃-C₆-cycloalkyl-C₁-C₂-alkyl, optionally interrupted
35 once or twice independently of one another by O, S(O)_m, CO, NR⁴ and optionally mono- or disubstituted independently of one another by fluorine, chlorine, bromine, methyl, ethyl, trifluoromethyl, methoxy, ethoxy, cyano; phenyl, naphthyl,

pyridyl, pyrimidyl, pyridazinyl, pyrazinyl, triazinyl,
 furanyl, thienyl, oxazolyl, isoxazolyl, thiazolyl,
 isothiazolyl, pyrazolyl, imidazolyl, oxadiazolyl,
 thiadiazolyl, triazolyl, benzimidazolyl, imidazopyridinyl,
 5 which may optionally be substituted by phenyl which is mono-
 to trisubstituted independently of one another by fluorine,
 chlorine, methyl, ethyl, difluoromethyl, trifluoromethyl,
 methoxy, ethoxy, methyl-S(O)_m-, ethyl-S(O)_n-, difluoromethoxy,
 trifluoromethoxy, trifluoromethyl-S(O)_m-, difluoroethyl-S(O)_m-
 10 , trifluoromethyl-S(O)_m-, nitro and cyano, optionally mono- or
 disubstituted independently of one another by fluorine,
 chlorine, bromine, methyl, ethyl, difluoromethyl,
 trifluoromethyl, methoxy, ethoxy, methyl-S(O)_m-, ethyl-S(O)_n-,
 difluoromethoxy, trifluoromethoxy, trifluoromethyl-S(O)_m-,
 15 difluoroethyl-S(O)_m-, trifluoroethyl-S(O)_m-, nitro and cyano;
 straight-chain or branched phenyl-C₁-C₂-alkyl, pyridyl-C₁-C₂-
 alkyl, pyrimidyl-C₁-C₂-alkyl, thiazolyl-C₁-C₂-alkyl, pyrazolyl-
 C₁-C₂-alkyl, optionally mono- or disubstituted independently of
 one another by fluorine, chlorine, bromine, methyl, ethyl,
 20 difluoromethyl, trifluoromethyl, methoxy, ethoxy, Me-S(O)_m-,
 Et-S(O)_m-, difluoromethoxy, trifluoromethoxy, trifluoromethyl-
 S(O)_m-, difluoroethyl-S(O)_m-, trifluoroethyl-S(O)_m-, nitro and
 cyano; and cyano,

25 G represents O, N-OR²,

Y represents a radical from the series hydrogen; C₁-C₄-alkyl,
 C₃-C₄-alkenyl, C₃-C₄-alkynyl, optionally mono- to
 pentasubstituted independently of one another by fluorine,
 30 chlorine, bromine, methoxy, ethoxy, methyl-S(O)_m-, ethyl-S(O)_m-
 , cyano; C₃-C₆-cycloalkyl, optionally mono- or disubstituted
 independently of one another by fluorine, chlorine, bromine,
 methyl, ethyl, trifluoromethyl, methoxy, ethoxy, cyano;
 straight-chain or branched C₃-C₆-cycloalkyl-C₁-C₂-alkyl,
 35 optionally interrupted once or twice independently of one
 another by O, S(O)_m, CO, NR⁴ and optionally mono- to
 tetrasubstituted independently of one another by fluorine,
 chlorine, bromine, methyl, ethyl, trifluoromethyl, methoxy,

ethoxy, cyano; aryl-C₁-C₂-alkyl or hetaryl-C₁-C₂-alkyl, optionally mono- or disubstituted independently of one another by fluorine, chlorine, bromine, methyl, ethyl, C₁-C₄-haloalkyl, trifluoromethyl, methoxy, ethoxy, cyano, nitro; and cyano,

5

m represents a number 0, 1 or 2,

n represents a number 0, 1 or 2,

10 A represents a radical from the series hydrogen; C₁-C₆-alkyl, C₃-C₆-alkenyl, C₃-C₆-alkynyl, optionally mono- to pentasubstituted independently of one another by fluorine, chlorine, bromine, methoxy, ethoxy, methyl-S(O)_m-, ethyl-S(O)_m-, cyano; C₃-C₆-cycloalkyl, optionally mono- or disubstituted
15 independently of one another by fluorine, chlorine, bromine, methyl, ethyl, trifluoromethyl, methoxy, ethoxy, cyano; straight-chain or branched C₃-C₆-cycloalkyl-C₁-C₂-alkyl, optionally mono- or disubstituted independently of one another by fluorine, chlorine, bromine, methyl, ethyl,
20 trifluoromethyl, methoxy, ethoxy, cyano,

R² represents a radical from the series hydrogen; C₁-C₆-alkyl, C₃-C₆-alkenyl, C₃-C₆-alkynyl, optionally mono- to pentasubstituted independently of one another by fluorine,
25 chlorine, bromine, methoxy, ethoxy, methyl-S(O)_m-, ethyl-S(O)_m-; C₃-C₆-cycloalkyl, optionally interrupted once by O, S(O)_m and optionally mono- or disubstituted independently of one another by fluorine, chlorine, bromine, methyl, ethyl, trifluoromethyl, methoxy, ethoxy, cyano; straight-chain or
30 branched C₃-C₆-cycloalkyl-C₁-C₂-alkyl, optionally interrupted once by O, S(O)_m and optionally mono- or disubstituted independently of one another by fluorine, chlorine, bromine, methyl, ethyl, trifluoromethyl, methoxy, ethoxy, cyano; phenyl or pyridyl, optionally mono- or disubstituted independently of
35 one another by fluorine, chlorine, bromine, methyl, ethyl, difluoromethyl, trifluoromethyl, methoxy, ethoxy, methyl-S(O)_m-, ethyl-S(O)_m-, difluoromethoxy, trifluoromethoxy, trifluoromethyl-S(O)_m-, difluoroethyl-S(O)_m-, trifluoroethyl-

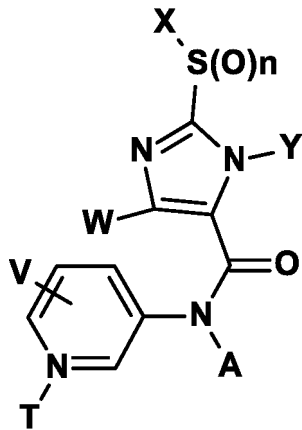
S(O)_m-, nitro and cyano and straight-chain or branched phenyl-C₁-C₂-alkyl, pyridyl-C₁-C₂-alkyl, pyrimidyl-C₁-C₂-alkyl, thiazolyl-C₁-C₂-alkyl, optionally mono- or disubstituted independently of one another by fluorine, chlorine, bromine, methyl, ethyl, difluoromethyl, trifluoromethyl, methoxy, ethoxy, methyl-S(O)_m-, ethyl-S(O)_m-, difluoromethoxy, trifluoromethoxy, trifluoromethyl-S(O)_n-, difluoroethyl-S(O)_n-, trifluoroethyl-S(O)_n-, nitro and cyano,

10 R³ represents a radical from the series hydrogen; C₁-C₄-alkyl, C₃-C₄-alkenyl, C₃-C₄-alkynyl, optionally mono- to pentasubstituted independently of one another by fluorine, chlorine, bromine, methoxy, ethoxy, methyl-S(O)_m-, ethyl-S(O)_m-, cyano,

15 R⁴ represents a radical from the series hydrogen; C₁-C₄-alkyl, C₃-C₄-alkenyl, C₃-C₄-alkynyl, optionally mono- to pentasubstituted independently of one another by fluorine, chlorine, bromine, methoxy, ethoxy, methyl-S(O)_m-, ethyl-S(O)_m-, cyano, and represents the radicals CONR²R³ and COR², where the above definitions of the preferred range (2) apply to R² and R³,

20 T represents oxygen or an electron pair,
25 and salts thereof.

Very particularly preferred substituents or ranges of the radicals shown in the compounds of the formula (I) are elucidated below. Taking into account the position of the carboxamide group at the imidazole radical, the very particularly preferred structure (I-A) is obtained. The combination thereof forms the range of preference (3-A).



(I-A)

V represents a radical from the series hydrogen, fluorine, chlorine, methyl and cyano,

5

W represents a radical from the series hydrogen, fluorine, chlorine, bromine, methyl, ethyl and cyano,

X represents a radical from the series C₁-C₆-alkyl, C₃-C₄-alkenyl, C₃-C₄-alkynyl, which are optionally mono-, di-, tri-, tetra-, pentasubstituted independently of one another by fluorine, chlorine, bromine, methoxy, ethoxy, methyl-S(O)_m-, ethyl-S(O)_m-, cyano and may optionally be monosubstituted by the groups C(O)OR², CONR²R³, C(G)R²; C₃-C₆-cycloalkyl, optionally interrupted once or twice independently of one another by O, S(O)_m, CO, NR⁴ and optionally mono- or disubstituted independently of one another by fluorine, chlorine, methyl, ethyl, trifluoromethyl, methoxy, cyano; C₃-C₆-cycloalkylmethyl, optionally interrupted once or twice independently of one another by O, S(O)_m, CO, NR⁴ and optionally mono- or disubstituted independently of one another by fluorine, chlorine, methyl, ethyl, trifluoromethyl, methoxy, cyano; phenyl, pyridyl, pyrimidyl, thienyl, thiazolyl, oxazolyl, imidazolyl, oxadiazolyl, thiadiazolyl, triazolyl, benzimidazolyl, imidazopyridinyl which may optionally be substituted by phenyl which is mono- or disubstituted independently of one another by fluorine, chlorine, methyl, ethyl, difluoromethyl, trifluoromethyl, methoxy, ethoxy, methyl-S(O)_m-, ethyl-S(O)_n-, difluoromethoxy,

25

trifluoromethoxy, trifluoromethyl-S(O)_m-, difluoroethyl-S(O)_m-
 , trifluoroethyl-S(O)_m-, nitro and cyano, optionally mono- or
 disubstituted independently of one another by fluorine,
 chlorine, bromine, methyl, ethyl, difluoromethyl,
 5 trifluoromethyl, methoxy, ethoxy, methyl-S(O)_m-, ethyl-S(O)_m-,
 difluoromethoxy, trifluoromethoxy, trifluoromethyl-S(O)_m-,
 difluoroethyl-S(O)_m-, trifluoroethyl-S(O)_m-, nitro and cyano;
 benzyl, pyridylmethyl, pyrimidylmethyl, thiazolylmethyl,
 pyrazolyl-C₁-C₂-alkyl, optionally mono- or disubstituted
 10 independently of one another by fluorine, chlorine, bromine,
 methyl, ethyl, difluoromethyl, trifluoromethyl, methoxy,
 ethoxy, Me-S(O)_m-, Et-S(O)_m-, difluoromethoxy,
 trifluoromethoxy, trifluoromethyl-S(O)_n-, difluoroethyl-S(O)_m-,
 trifluoroethyl-S(O)_m-, nitro and cyano; and cyano,

15

G represents O, N-OR²,

Y represents a radical from the series hydrogen; methyl,
 ethyl, propyl, allyl, propargyl and benzyl, optionally mono-
 20 to trisubstituted independently of one another by fluorine,
 methoxy, ethoxy, cyano,

m represents a number 0, 1 or 2,

25

n represents a number 0, 1 or 2,

A represents a radical from the series hydrogen; methyl,
 ethyl, propyl, allyl, propargyl, cyclopropyl or
 cyclopropylmethyl, optionally mono- to trisubstituted
 30 independently of one another by fluorine, methoxy, ethoxy,
 cyano,

R² represents a radical from the series hydrogen; C₁-C₆-alkyl,
 C₃-C₆-alkenyl, C₃-C₆-alkynyl, optionally mono- to trisubstituted
 35 independently of one another by fluorine, chlorine, methoxy,
 ethoxy, methyl-S(O)_m-, ethyl-S(O)_m-; C₃-C₆-cycloalkyl,
 optionally interrupted once by O, S(O)_m and optionally mono- or
 disubstituted independently of one another by fluorine,

chlorine, methyl, ethyl, trifluoromethyl, methoxy, cyano; C₃-C₆-cycloalkyl-methyl, optionally interrupted once by O, S(O)_m and optionally mono- or disubstituted independently of one another by fluorine, chlorine, methyl, ethyl, trifluoromethyl, methoxy, cyano; phenyl or pyridyl, optionally mono- or disubstituted independently of one another by fluorine, chlorine, bromine, methyl, ethyl, difluoromethyl, trifluoromethyl, methoxy, ethoxy, methyl-S(O)_m-, ethyl-S(O)_m-, difluoromethoxy, trifluoromethoxy, trifluoromethyl-S(O)_m-, difluoroethyl-S(O)_m-, trifluoroethyl-S(O)_m-, nitro and cyano; and benzyl, pyridylmethyl, pyrimidylmethyl, thiazolylmethyl, optionally mono- or disubstituted independently of one another by fluorine, chlorine, bromine, methyl, ethyl, difluoromethyl, trifluoromethyl, methoxy, ethoxy, methyl-S(O)_m-, ethyl-S(O)_m-, difluoromethoxy, trifluoromethoxy, trifluoromethyl-S(O)_m-, difluoroethyl-S(O)_m-, trifluoroethyl-S(O)_m-, nitro and cyano,

R³ represents a radical from the series hydrogen; C₁-C₄-alkyl, C₃-C₄-alkenyl, C₃-C₄-alkynyl, optionally mono- to trisubstituted independently of one another by fluorine, chlorine, bromine, methoxy, ethoxy, methyl-S(O)_m-, ethyl-S(O)_m-, cyano,

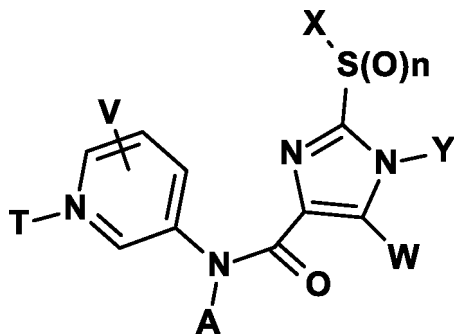
R⁴ represents a radical from the series hydrogen; C₁-C₄-alkyl, C₃-C₄-alkenyl, C₃-C₄-alkynyl, optionally mono- to trisubstituted independently of one another by fluorine, chlorine, bromine, methoxy, ethoxy, methyl-S(O)_m-, ethyl-S(O)_m-, cyano, and represents the radicals CONR²R³ and COR², where the above definitions of the preferred range (3A) apply to R² and R³,

T represents oxygen or an electron pair,

and salts thereof.

Very particularly preferred substituents or ranges of the radicals shown in the compounds of the formula (I) are elucidated below. Taking into account the position of the carboxamide group at the imidazole radical, the very particularly preferred structure (I-B) is obtained. The

combination thereof forms the range of preference (3-B).



(I-B)

5 V represents a radical from the series hydrogen, fluorine, chlorine, methyl and cyano,

W represents a radical from the series hydrogen, fluorine, chlorine, bromine, methyl, ethyl and cyano,

10

X represents a radical from the series C₁-C₆-alkyl, C₃-C₄-alkenyl, C₃-C₄-alkynyl, which are optionally mono- to pentasubstituted independently of one another by fluorine, chlorine, bromine, methoxy, ethoxy, methyl-S(O)_m-, ethyl-S(O)_m- , cyano and may optionally be monosubstituted by the groups C(O)OR², CONR²R³, C(G)R²; C₃-C₆-cycloalkyl, optionally interrupted once or twice independently of one another by O, S(O)_m, CO, NR⁴ and optionally mono- or disubstituted independently of one another by fluorine, chlorine, methyl, ethyl, trifluoromethyl, methoxy, cyano; C₃-C₆-cycloalkyl-methyl, optionally interrupted once or twice independently of one another by O, S(O)_m, CO, NR⁴ and optionally mono- or disubstituted independently of one another by fluorine, chlorine, methyl, ethyl, trifluoromethyl, methoxy, cyano; phenyl, pyridyl, pyrimidyl, thienyl, thiazolyl, oxazolyl, imidazolyl, oxadiazolyl, thiadiazolyl, triazolyl, benzimidazolyl, imidazopyridinyl, which may optionally be substituted by phenyl which is mono- or disubstituted independently of one another by fluorine, chlorine, methyl, ethyl, difluoromethyl, trifluoromethyl, methoxy, ethoxy, methyl-S(O)_m-, ethyl-S(O)_n-, difluoromethoxy,

15
20
25
30

trifluoromethoxy, trifluoromethyl-S(O)_m-, difluoroethyl-S(O)_m-
, trifluoroethyl-S(O)_m-, nitro and cyano, optionally mono- or
disubstituted independently of one another by fluorine,
chlorine, bromine, methyl, ethyl, difluoromethyl,
5 trifluoromethyl, methoxy, ethoxy, methyl-S(O)_m-, ethyl-S(O)_m-,
difluoromethoxy, trifluoromethoxy, trifluoromethyl-S(O)_m-,
difluoroethyl-S(O)_m-, trifluoroethyl-S(O)_m-, nitro and cyano;
benzyl, pyridylmethyl, pyrimidylmethyl, thiazolylmethyl,
pyrazolyl-C₁-C₂-alkyl, optionally mono- or disubstituted
10 independently of one another by fluorine, chlorine, bromine,
methyl, ethyl, difluoromethyl, trifluoromethyl, methoxy,
ethoxy, Me-S(O)_m-, Et-S(O)_m-, difluoromethoxy,
trifluoromethoxy, trifluoromethyl-S(O)_m-, difluoroethyl-S(O)_m-,
trifluoroethyl-S(O)_m-, nitro and cyano; and cyano,

15

G represents O, N-OR²,

Y represents a radical from the series hydrogen; methyl,
ethyl, propyl, allyl, propargyl and benzyl, optionally mono-
20 to trisubstituted independently of one another by fluorine,
methoxy, ethoxy, cyano,

m represents a number 0, 1 or 2,

25

n represents a number 0, 1 or 2,

A represents a radical from the series hydrogen; methyl,
ethyl, propyl, allyl, propargyl, cyclopropyl or
cyclopropylmethyl, optionally mono- to trisubstituted
30 independently of one another by fluorine, methoxy, ethoxy,
cyano,

R² represents a radical from the series hydrogen; C₁-C₆-alkyl,
C₃-C₆-alkenyl, C₃-C₆-alkynyl, optionally mono- to trisubstituted
35 independently of one another by fluorine, chlorine, methoxy,
ethoxy, methyl-S(O)_m-, ethyl-S(O)_m-; C₃-C₆-cycloalkyl,
optionally interrupted once by O, S(O)_m and optionally mono- or
disubstituted independently of one another by fluorine,

chlorine, methyl, ethyl, trifluoromethyl, methoxy, cyano; C₃-C₆-cycloalkylmethyl, optionally interrupted once by O, S(O)_m and optionally mono- or disubstituted independently of one another by fluorine, chlorine, methyl, ethyl, trifluoromethyl, methoxy, cyano; phenyl or pyridyl, optionally mono- or disubstituted independently of one another by fluorine, chlorine, bromine, methyl, ethyl, difluoromethyl, trifluoromethyl, methoxy, ethoxy, methyl-S(O)_m-, ethyl-S(O)_m-, difluoromethoxy, trifluoromethoxy, trifluoromethyl-S(O)_m-, difluoroethyl-S(O)_m-, trifluoroethyl-S(O)_m-, nitro and cyano; and benzyl, pyridylmethyl, pyrimidylmethyl, thiazolylmethyl, optionally mono- or disubstituted independently of one another by fluorine, chlorine, bromine, methyl, ethyl, difluoromethyl, trifluoromethyl, methoxy, ethoxy, methyl-S(O)_m-, ethyl-S(O)_m-, difluoromethoxy, trifluoromethoxy, trifluoromethyl-S(O)_m-, difluoroethyl-S(O)_m-, trifluoroethyl-S(O)_m-, nitro and cyano,

R³ represents a radical from the series hydrogen; C₁-C₄-alkyl, C₃-C₄-alkenyl, C₃-C₄-alkynyl, optionally mono- to trisubstituted independently of one another by fluorine, chlorine, bromine, methoxy, ethoxy, methyl-S(O)_m-, ethyl-S(O)_m-, cyano,

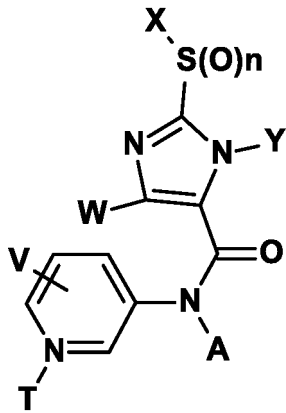
R⁴ represents a radical from the series hydrogen; C₁-C₄-alkyl, C₃-C₄-alkenyl, C₃-C₄-alkynyl, optionally mono- to trisubstituted independently of one another by fluorine, chlorine, bromine, methoxy, ethoxy, methyl-S(O)_m-, ethyl-S(O)_m-, cyano, and represents the radicals CONR²R³ and COR², where the above definitions of the preferred range (3B) apply to R² and R³,

T represents oxygen or an electron pair,

and salts thereof.

Especially preferred substituents or ranges for the radicals shown in the compounds of the formula (I) are elucidated below. Taking into account the position of the carboxamide group at the imidazole radical, the especially preferred structure (I-A) is obtained. Its combination with the

especially preferred substituents forms the preferred range (4-A).



(I-A)

5

V represents hydrogen or fluorine,

W represents a radical from the series hydrogen, chlorine, bromine and methyl,

10

X represents a radical from the series methyl, ethyl, propyl, isopropyl, butyl, isobutyl, sec-butyl, tert-butyl, pentyl, isopentyl, 2,2-dimethylpropyl, hexyl, neohexyl, allyl, methallyl, 2-butenyl, propargyl, 2-butyryl, which are optionally mono- to trisubstituted independently of one another by fluorine, chlorine, bromine, methoxy, ethoxy, methylsulphonyl, ethylsulphonyl, methylsulphinyl, ethylsulphinyl, methylsulphonyl, ethylsulphonyl and may optionally be monosubstituted by the groups $C(O)OR^2$, $CONR^2R^3$, $C(G)R^2$; cyclopropyl, cyclobutyl, cyclopentyl, cyclohexyl, optionally interrupted once or twice independently of one another by O, $S(O)_m$, CO, NR^4 and optionally mono- or disubstituted independently of one another by fluorine, chlorine, methyl, ethyl, trifluoromethyl, methoxy, cyano; cyclopropylmethyl, cyclobutylmethyl, cyclopentylmethyl, cyclohexylmethyl, optionally interrupted once or twice independently of one another by O, $S(O)_m$, CO, NR^4 and optionally mono- or disubstituted independently of one another by fluorine, chlorine, methyl, ethyl, trifluoromethyl, methoxy, cyano; phenyl, pyridyl, pyrimidyl, thienyl,

30

thiazolyl, oxazolyl, imidazolyl, oxadiazolyl, thiadiazolyl, triazolyl, benzimidazolyl, imidazopyridinyl which may optionally be substituted by phenyl, optionally mono- or disubstituted independently of one another by fluorine, chlorine, bromine, methyl, ethyl, difluoromethyl, 5 trifluoromethyl, methoxy, ethoxy, methylsulphanyl, ethylsulphanyl, methylsulphinyl, ethylsulphinyl, methylsulphonyl, ethylsulphonyl, difluoromethoxy, trifluoromethoxy, trifluoromethylsulphanyl, trifluoromethylsulphinyl, 10 trifluoromethylsulphonyl, difluoromethylsulphanyl, difluoromethylsulphinyl, difluoromethylsulphonyl, trifluoroethylsulphanyl, trifluoroethylsulphinyl trifluoroethylsulphonyl, nitro and cyano; benzyl, pyridylmethyl, pyrimidylmethyl, 15 thiazolylmethyl, pyrazolyl-C₁-C₂-alkyl, optionally mono- or disubstituted independently of one another by fluorine, chlorine, bromine, methyl, ethyl, difluoromethyl, trifluoromethyl, methoxy, ethoxy, methylsulphanyl, ethylsulphanyl, methylsulphinyl, ethylsulphinyl, 20 methylsulphonyl, ethylsulphonyl, difluoromethoxy, trifluoromethoxy, trifluoromethylsulphanyl, trifluoromethylsulphinyl, trifluoromethylsulphonyl, difluoromethylsulphanyl, difluoromethylsulphinyl, difluoromethylsulphonyl, trifluoroethylsulphanyl, trifluoro- 25 ethylsulphinyl trifluoroethylsulphonyl, nitro and cyano; and cyano,

G represents O, N-OR²,

30 Y represents a radical from the series hydrogen, methyl, ethyl, propyl, difluoroethyl, trifluoroethyl, methoxymethyl, ethoxymethyl, cyanomethyl and benzyl,

m represents a number 0, 1 or 2,

35

n represents a number 0, 1 or 2,

A represents a radical from the series hydrogen, methyl,

ethyl, propyl, difluoroethyl, trifluoroethyl, methoxymethyl, ethoxymethyl, cyanomethyl, allyl, propargyl, cyclopropyl or cyclopropylmethyl,

5 R² represents a radical from the series hydrogen; methyl, ethyl, propyl, isopropyl, n-butyl, isobutyl, sec-butyl, tert-butyl, allyl, methallyl, 2-butenyl, propargyl, 2-butyryl, optionally mono- to trisubstituted independently of one another by fluorine, chlorine, methoxy, ethoxy; cyclopropyl, 10 cyclobutyl, cyclopentyl, cyclohexyl, optionally interrupted once by O, S(O)_m and optionally mono- or disubstituted independently of one another by fluorine, chlorine, methyl, ethyl, trifluoromethyl, methoxy, cyano; cyclopropylmethyl, cyclobutylmethyl, cyclopentylmethyl, cyclohexylmethyl, 15 optionally interrupted once by O, S(O)_m and optionally mono- or disubstituted independently of one another by fluorine, chlorine, methyl, ethyl, trifluoromethyl, methoxy, cyano; phenyl or pyridyl, optionally mono- or disubstituted independently of one another by fluorine, chlorine, bromine, 20 methyl, ethyl, difluoromethyl, trifluoromethyl, methoxy, ethoxy, methylsulphanyl, ethylsulphanyl, methylsulphinyl, ethylsulphinyl, methylsulphonyl, ethylsulphonyl, difluoromethoxy, trifluoromethoxy, trifluoromethylsulfonyl, trifluoromethylsulphonyl, trifluoromethylsulphanyl, trifluoromethylsulphinyl, trifluoromethylsulphonyl, difluoro- 25 methylsulphanyl, difluoromethylsulphinyl, difluoromethylsulphonyl, trifluoroethylsulphanyl, trifluoroethylsulphinyl, trifluoroethylsulphonyl, nitro and cyano; and benzyl, pyridylmethyl, pyrimidylmethyl, thiazolylmethyl, optionally mono- or disubstituted 30 independently of one another by fluorine, chlorine, bromine, methyl, ethyl, difluoromethyl, trifluoromethyl, methoxy, ethoxy, difluoromethoxy, trifluoromethoxy, nitro and cyano,

R³ represents a radical from the series hydrogen, methyl, 35 ethyl, propyl, isopropyl, butyl, isobutyl and allyl,

R⁴ represents a radical from the series hydrogen, optionally once to three times independently of one another by fluorine,

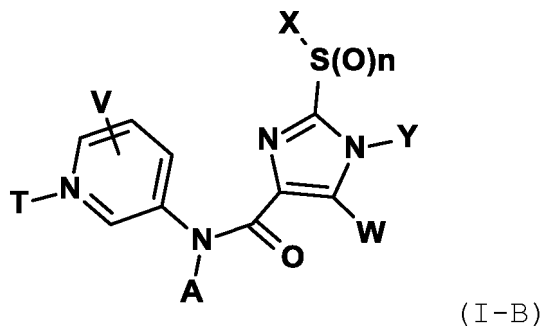
methoxy, ethoxy, cyano methyl, ethyl, propyl, isopropyl, butyl, isobutyl, and allyl and represents the radicals CONR^2R^3 and COR^2 , where the above definitions of the preferred range (4A) apply to R^2 and R^3 ,

5

T represents oxygen or an electron pair,

and salts thereof.

10 Especially preferred substituents or ranges for the radicals shown in the compounds of the formula (I) are elucidated below. Taking into account the position of the carboxamide group at the imidazole radical, the especially preferred structure (I-B) is obtained. Its combination with the
15 especially preferred substituents forms the preferred range (4-B).



20 V represents hydrogen or fluorine,

W represents a radical from the series hydrogen, chlorine, bromine and methyl,

25 X represents a radical from the series methyl, ethyl, propyl, isopropyl, n-butyl, isobutyl, sec-butyl, tert-butyl, pentyl, isopentyl, 2,2-dimethylpropyl, hexyl, neohexyl, allyl, methallyl, 2-butenyl, propargyl, 2-butyryl, which are optionally mono- to trisubstituted independently of one
30 another by fluorine, chlorine, bromine, methoxy, ethoxy, methylsulphanyl, ethylsulphanyl, methylsulphinyl, ethylsulphinyl, methylsulphonyl, ethylsulphonyl, cyano and may

optionally be monosubstituted by the groups $C(O)OR^2$, $CONR^2R^3$, $C(G)R^2$; cyclopropyl, cyclobutyl, cyclopentyl, cyclohexyl, optionally interrupted once or twice independently of one another by O, $S(O)_m$, CO, NR^4 and optionally mono- or

5 disubstituted independently of one another by fluorine, chlorine, methyl, ethyl, trifluoromethyl, methoxy, cyano; cyclopropylmethyl, cyclobutylmethyl, cyclopentylmethyl, cyclohexylmethyl, optionally interrupted once or twice independently of one another by O, $S(O)_m$, CO, NR^4 and

10 optionally mono- or disubstituted independently of one another by fluorine, chlorine, methyl, ethyl, trifluoromethyl, methoxy, cyano; phenyl, pyridyl, pyrimidyl, thienyl, thiazolyl, oxazolyl, imidazolyl, oxadiazolyl, thiadiazolyl, triazolyl, benzimidazolyl, imidazopyridinyl which may

15 optionally be substituted by phenyl, optionally mono- or disubstituted independently of one another by fluorine, chlorine, bromine, methyl, ethyl, difluoromethyl, trifluoromethyl, methoxy, ethoxy, methylsulphanyl, ethylsulphanyl, methylsulphinyl, ethylsulphinyl,

20 methylsulphonyl, ethylsulphonyl, difluoromethoxy, trifluoromethoxy, trifluoromethylsulphanyl, trifluoromethylsulphinyl, trifluoromethylsulphonyl, difluoromethylsulphanyl, difluoromethylsulphinyl, difluoromethylsulphonyl, trifluoroethylsulphanyl,

25 trifluoroethylsulphinyl trifluoroethylsulphonyl, nitro and cyano; benzyl, pyridylmethyl, pyrimidylmethyl, thiazolylmethyl, pyrazolyl- C_1 - C_2 -alkyl, optionally mono- or disubstituted independently of one another by fluorine, chlorine, bromine, methyl, ethyl, difluoromethyl,

30 trifluoromethyl, methoxy, ethoxy, methylsulphanyl, ethylsulphanyl, methylsulphinyl, ethylsulphinyl, methylsulphonyl, ethylsulphonyl, difluoromethoxy, trifluoromethoxy, trifluoromethylsulphanyl, trifluoromethylsulphinyl, trifluoromethylsulphonyl,

35 difluoromethylsulphanyl, difluoromethylsulphinyl, difluoromethylsulphonyl, trifluoroethylsulphanyl, trifluoroethylsulphinyl trifluoroethylsulphonyl, nitro and cyano; and cyano,

G represents O, N-OR²,

Y represents a radical from the series hydrogen, methyl,
 5 ethyl, propyl, difluoroethyl, trifluoroethyl, methoxymethyl,
 ethoxymethyl, cyanomethyl and benzyl,

m represents a number 0, 1 or 2,

10 n represents a number 0, 1 or 2,

A represents a radical from the series hydrogen, methyl,
 ethyl, propyl, difluoroethyl, trifluoroethyl, methoxymethyl,
 ethoxymethyl, cyanomethyl, allyl, propargyl, cyclopropyl or
 15 cyclopropylmethyl,

R² represents a radical from the series hydrogen; methyl,
 ethyl, propyl, isopropyl, n-butyl, isobutyl, sec-butyl, tert-
 butyl, allyl, methallyl, 2-butenyl, propargyl, 2-butyryl,
 20 optionally mono- to trisubstituted independently of one
 another by fluorine, chlorine, methoxy, ethoxy; cyclopropyl,
 cyclobutyl, cyclopentyl, cyclohexyl, optionally interrupted
 once by O, S(O)_m and optionally mono- or disubstituted
 independently of one another by fluorine, chlorine, methyl,
 25 ethyl, trifluoromethyl, methoxy, cyano; cyclopropylmethyl,
 cyclobutylmethyl, cyclopentylmethyl, cyclohexylmethyl,
 optionally interrupted once by O, S(O)_m and optionally mono- or
 disubstituted independently of one another by fluorine,
 chlorine, methyl, ethyl, trifluoromethyl, methoxy, cyano;
 30 phenyl or pyridyl, optionally mono- or disubstituted
 independently of one another by fluorine, chlorine, bromine,
 methyl, ethyl, difluoromethyl, trifluoromethyl, methoxy,
 ethoxy, methylsulphanyl, ethylsulphanyl, methylsulphinyl,
 ethylsulphinyl, methylsulphonyl, ethylsulphonyl,
 35 difluoromethoxy, trifluoromethoxy, trifluoromethylsulfonyl,
 trifluoromethylsulphinyl, trifluoromethylsulphonyl, difluoro-
 methylsulphanyl, difluoromethylsulphinyl,
 difluoromethylsulphonyl, trifluoroethylsulphanyl,

trifluoroethylsulphinyl, trifluoroethylsulphonyl, nitro and cyano; and benzyl, pyridylmethyl, pyrimidylmethyl, thiazolylmethyl, optionally mono- or disubstituted independently of one another by fluorine, chlorine, bromine, methyl, ethyl, difluoromethyl, trifluoromethyl, methoxy, ethoxy, difluoromethoxy, trifluoromethoxy, nitro and cyano,

R^3 represents a radical from the series hydrogen, methyl, ethyl, propyl, isopropyl, n-butyl, isobutyl and allyl,

10

R^4 represents a radical from the series hydrogen, optionally once to three times independently of one another by fluorine, methoxy, ethoxy, cyano methyl, ethyl, propyl, isopropyl, n-butyl, isobutyl, and allyl and represents the radicals $CONR^2R^3$ and COR^2 , where the above definitions of the preferred range (4B) apply to R^2 and R^3 ,

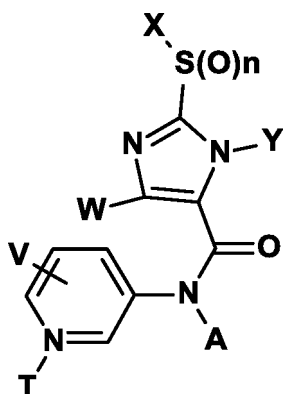
15

T represents oxygen or an electron pair,

20 and salts thereof.

Very particularly preferred substituents or ranges of the radicals shown in the compounds of the formula (I) are elucidated below. The combination thereof forms the range of preference (5).

25



(I-A)

V represents hydrogen,

30

W represents a radical from the series hydrogen, chlorine and bromine and preferably represents hydrogen,

X represents a radical from the series methyl, ethyl, n-butyl, n-pentyl, n-propyl, isopropyl, allyl, 3,3-dimethylallyl, propargyl, cyclohexyl, tetrahydropyranyl, tetrahydrothiopyranyl, 3-oxetanyl, 5-oxa-[3.3.0]-bicycloheptanyl, methoxyethyl, methoxypropyl, ethoxyethyl, ethylthioethyl, methylthioethyl, difluoromethyl, trifluoromethyl, 2,2,2-trifluoroethyl, 3,3,3-trifluoropropyl, 3-chloro-2,2,3,3-tetrafluoropropyl, 3-fluoropropyl, 3,3-difluoropropyl, 2,2,2-trifluoroethylthioethyl, methylcarbonylmethyl, cyclopropylcarbonylmethyl, tert-butylcarbonylmethyl, methoxycarbonylmethyl, ethoxycarbonylmethyl, hydroxycarbonylmethyl, carbamoylmethyl, N-methylcarbamoylmethyl, N-cyclopropylcarbamoylmethyl, N,N-dimethylcarbamoylmethyl, 2-methoximinopropyl, cyclopropylmethyl, phenyl, 4-methylphenyl, 2-nitrophenyl, 3-methylthiophenyl, 4-chlorophenyl, 4-fluorophenyl, 4-tert-butylphenyl, 4-methoxyphenyl, 4-nitrophenyl, 4-dimethylaminophenyl, 2-fluorophenyl, 2-methoxyphenyl, 2-dimethylaminosulphonylphenyl, 2-dimethylaminocarbamoylphenyl, 3-nitrophenyl, 3-trifluoromethylphenyl, 3-chlorophenyl, 2,5-dichlorophenyl, 3,5-dichlorophenyl, 4-chloro-3-trifluoromethylphenyl, 2,4,5-trichlorophenyl, 2-pyridyl, 5-(2-chloro)pyridyl, 2-(5-methyl)pyridyl, 2-(6-methyl)pyridyl, 2-(3-trifluoromethyl)pyridyl, 2-pyrimidyl, 2-(4-methyl)pyrimidyl, 2-(5-methyl)pyrimidyl, 2-(4-methoxy)pyrimidyl, 2-(5-fluoro)pyrimidyl, 2-(4-trifluoromethyl)pyrimidyl, 2-(5-trifluoromethyl)pyrimidyl, 2-(4,6-dimethyl)pyrimidyl, 2-(4,5-dimethyl)pyrimidyl, 2-(4,6-dimethoxy)pyrimidyl, -CH₂-2-pyrimidyl, -CH₂-2-pyrazinyl, -CH₂-5-(1-methyl)imidazolyl, -CH₂-3-(1-methyl)pyrazolyl, -CH₂-4-pyridyl, -CH₂-2-pyridyl, -CH₂-2-(1-methyl)imidazolyl, -CH₂-3-pyridyl, -CH₂-2-furanyl, -CH₂-5-(2-chloro)pyridyl, benzyl, 3,4-dichlorobenzyl, 2,6-difluorobenzyl, 2-fluoro-6-methoxybenzyl, 2,6-dichlorobenzyl, 2-chloro-6-trifluoromethylbenzyl, 2-chloro-6-fluorobenzyl, -CH₂-2-(4,6-dimethoxy)pyrimidyl, 2,6-

dimethylbenzyl, -CH₂-1-(3-nitro-5-methyl)pyrazolyl, 2-(1-methyl)benzimidazolyl, 2-(5-methyl)oxadiazolyl, 2-[3-methyl-6-(trifluoromethyl)imidazo[4.5]pyridinyl, 3-[4-ethyl-5-(trifluoromethyl)]-1,2,4-triazolyl, 3-[4-methyl-5-(trifluoromethyl)]-1,2,4-triazolyl, 3-[4-methyl-5-(difluoromethyl)]-1,2,4-triazolyl, 2-(5-phenyl)-1,3,4-thiadiazolyl, 2-(1-methyl-5-phenyl)imidazolyl, 2-(4,5-dimethyl)oxazolyl, 2-(1-methyl-5-methoxycarbonyl)imidazolyl, 2-(1-methyl)imidazolyl, 1,2-ethanediyl,

10

Y represents methyl, ethyl or benzyl,

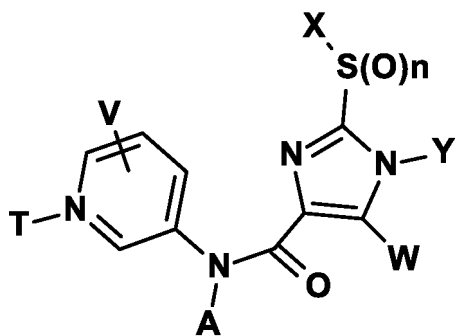
n represents a number 0 or 2 and preferably represents 0,

15 A represents a radical from the series hydrogen and methyl and preferably represents methyl,

T represents an electron pair

20 and

compounds of the formula (I-B)



(I-B)

25

where

V represents hydrogen,

30 W represents a radical from the series hydrogen, chlorine and bromine and preferably represents hydrogen,

X represents a radical from the series 4,6-dimethylpyrimidyl, n-butyl, n-pentyl, benzyl, methyl, 3-methylthiophenyl, 2,2,2-trifluoroethyl, phenyl, 4-methylphenyl, 2-pyrimidyl, ethylthioethyl, 2-nitrophenyl, cyclopropylmethyl and preferably represents a 2-pyrimidyl radical,

Y represents methyl,

n represents a number 0 or 2 and preferably represents 0,

A represents a radical from the series hydrogen and methyl and preferably represents methyl,

T represents an electron pair,

and salts thereof.

It is also possible that, in one of the preferred ranges (1-5), X and Y together with the atoms to which they are attached represent a saturated or unsaturated cycle. Preferably, X and Y together with the atoms to which they are attached represent a saturated or unsaturated 5- to 7-membered ring. Very particularly preferably, X and Y together with the atoms to which they are attached represent a saturated 5-membered ring.

In preferred range (1), unless stated otherwise,

halogen is selected from the group consisting of fluorine, chlorine, bromine and iodine, preferably in turn from the group consisting of fluorine, chlorine and bromine,

hetaryl (synonymous with heteroaryl, including as part of a larger unit, for example hetarylalkyl) is selected from the group consisting of furyl, thienyl, pyrrolyl, pyrazolyl, imidazolyl, 1,2,3-triazolyl, 1,2,4-triazolyl, oxazolyl, isoxazolyl, thiazolyl, isothiazolyl, 1,2,3-oxadiazolyl, 1,2,4-

oxadiazolyl, 1,3,4-oxadiazolyl, 1,2,5-oxadiazolyl, 1,2,3-thiadiazolyl, 1,2,4-thiadiazolyl, 1,3,4-thiadiazolyl, 1,2,5-thiadiazolyl, pyridyl, pyrimidinyl, pyridazinyl, pyrazinyl, 1,2,3-triazinyl, 1,2,4-triazinyl, 1,3,5-triazinyl, benzofuryl, 5 benzoisofuryl, benzothienyl, benzoisothienyl, indolyl, isoindolyl, indazolyl, benzothiazolyl, benzoisothiazolyl, benzoxazolyl, benzisoxazolyl, benzimidazolyl, 2,1,3-benzoxadiazole, quinolinyl, isoquinolinyl, cinnolinyl, phthalazinyl, quinazolinyl, quinoxalinyl, naphthyridinyl, 10 benzotriazinyl, purinyl, pteridinyl and indolizinyll,

heterocyclyl represents a saturated 3-, 4-, 5- or 6-membered ring which contains 1 or 2 nitrogen atoms and/or one oxygen atom and/or one sulphur atom, but where 2 nitrogen atoms shall 15 not be directly vicinal, for example aziridinyl, azetidinyll, azolidinyl, azinanyl, oxiranyl, oxetanyl, oxolanyl, oxanyl, dioxanyl, thiiranyl, thietanyl, thiolanyl, thianyl and tetrahydrofuryll.

20 In preferred range (2), unless stated otherwise,

halogen represents fluorine, chlorine, bromine and iodine, preferably fluorine, chlorine and bromine,

25 hetaryl (including as part of a larger unit, such as hetarylalkyl) represents pyridyl, pyrimidyl, thiazolyl, oxazolyl, pyrazolyl, thienyl, furanyl, benzyl, pyridinylmethyl and thiazolylmethyl, and

30 heterocyclyl (including as part of a larger unit, such as heterocyclylalkyl) represents a saturated or unsaturated 3-, 4- or 5-membered ring which contains 1 or 2 nitrogen atoms and/or one oxygen atom and/or one sulphur atom, but where 2 nitrogen atoms shall not be directly vicinal, for example 1- 35 or 2-aziridinyl, 2-oxiranyl, 2-thiiranyl, 1- or 2-azetidinyll, 2- or 3-oxetanyl, 2- or 3-thietanyl, 1,3-dioxetan-2-yl, 1-, 2- or 3-pyrrolidinyl.

In preferred range (3), unless stated otherwise,

halogen represents fluorine, chlorine, bromine and iodine, preferably fluorine, chlorine and bromine, and

5

heterocyclyl (including as part of a larger unit, such as heterocyclylalkyl) represents a saturated or unsaturated 3- or 4-membered ring which contains 1 or 2 nitrogen atoms and/or one oxygen atom and/or one sulphur atom, but where 2 nitrogen
10 atoms shall not be directly vicinal, for example 1- or 2-aziridinyl, 2-oxiranyl, 2-thiiranyl, 1- or 2-azetidiny, 2- or 3-oxetanyl, 2- or 3-thietanyl or 1,3-dioxetan-2-yl. Halogen-substituted radicals, for example haloalkyl, are, unless otherwise specified, monohalogenated or polyhalogenated up to
15 the maximum number of possible substituents. In the case of polyhalogenation, the halogen atoms can be identical or different. In this case, halogen is fluorine, chlorine, bromine or iodine, especially fluorine, chlorine or bromine.

20 Saturated or unsaturated hydrocarbon radicals, such as alkyl or alkenyl, may each be straight-chain or branched if possible, including in combination with heteroatoms, as, for example, in alkoxy.

25 Unless stated otherwise, optionally substituted radicals may be mono- or polysubstituted, where the substituents in the case of polysubstitution may be the same or different.

If, in the compounds of the formula (I), T represents oxygen,
30 these compounds are present as N-oxides.

If, in the compounds of the formula (I), T represents an electron pair, these compounds are present as pyridines.

35 The radical definitions or elucidations given above in general terms or within areas of preference apply to the end products and correspondingly to the starting materials and intermediates. These radical definitions can be combined with

one another as desired, i.e. including combinations between the respective ranges of preference.

5 Preference according to the invention is given to using compounds of the formula (I) which contain a combination of the meanings listed above as being preferred (preferred range (1)).

10 Particular preference according to the invention is given to using compounds of the formula (I) which contain a combination of the meanings listed above as being particularly preferred (preferred range (2)).

15 Very particular preference according to the invention is given to using compounds of the formula (I) which contain a combination of the definitions listed above as being very particularly preferred (preferred range (3A and / or 3B)).

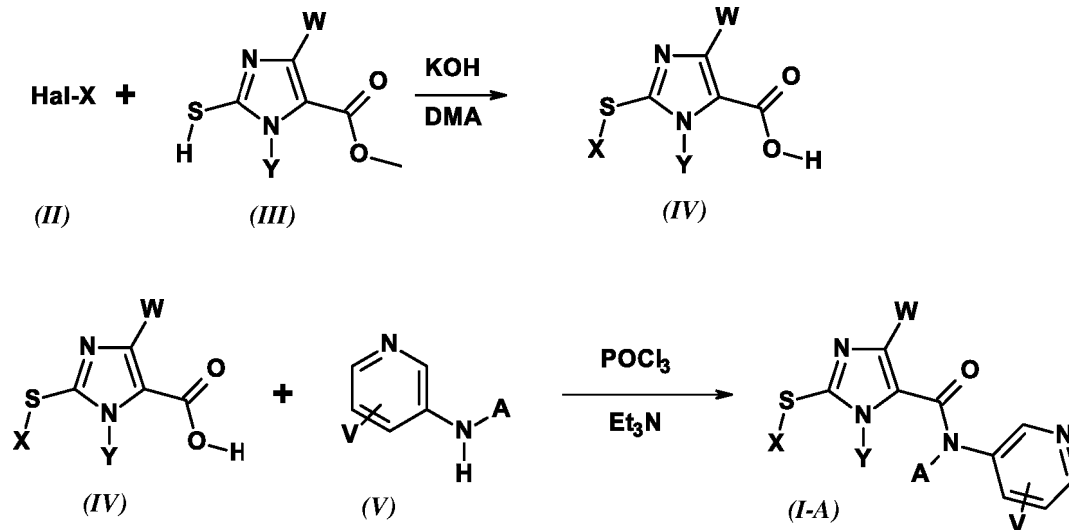
20 Special preference according to the invention is given to using compounds of the formula (I) which contain a combination of the definitions listed above as being very particularly preferred (preferred range (4A and / or 4B)).

25 Even more preference according to the invention is given to using compounds of the formula (I) which contain a combination of the meanings listed above as being very particularly preferred (preferred range (5)).

30 Depending on the nature of the substituents, the compounds of the formula (I) may be in the form of geometric and/or optically active isomers or corresponding isomer mixtures in different compositions. These stereoisomers are, for example, enantiomers, diastereomers, atropisomers or geometric isomers. Accordingly, the invention encompasses both pure stereoisomers
35 and any mixtures of these isomers. It has additionally been found that the novel compounds of the formula (I) can be prepared by the processes described below.

The compounds of the formula (I-A) can be synthesized, for example, according to processes A to D, as shown in the schemes below.

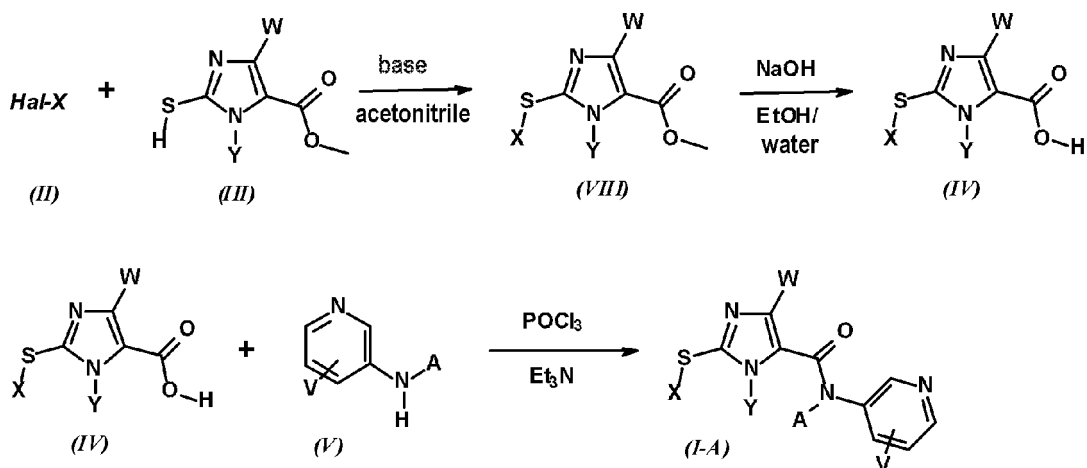
5 Process A-1



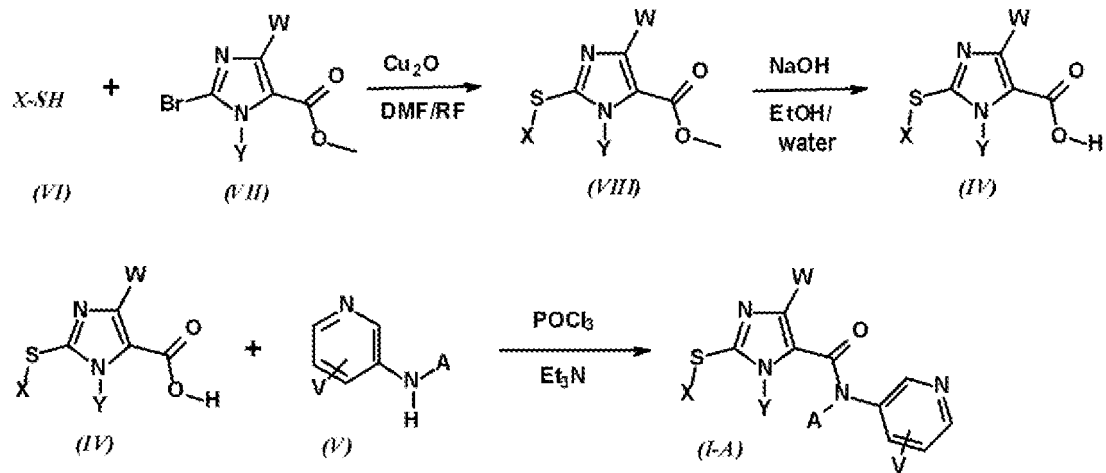
DMA = dimethylacetamide; Et₃N = triethylamine

10

Process A-2

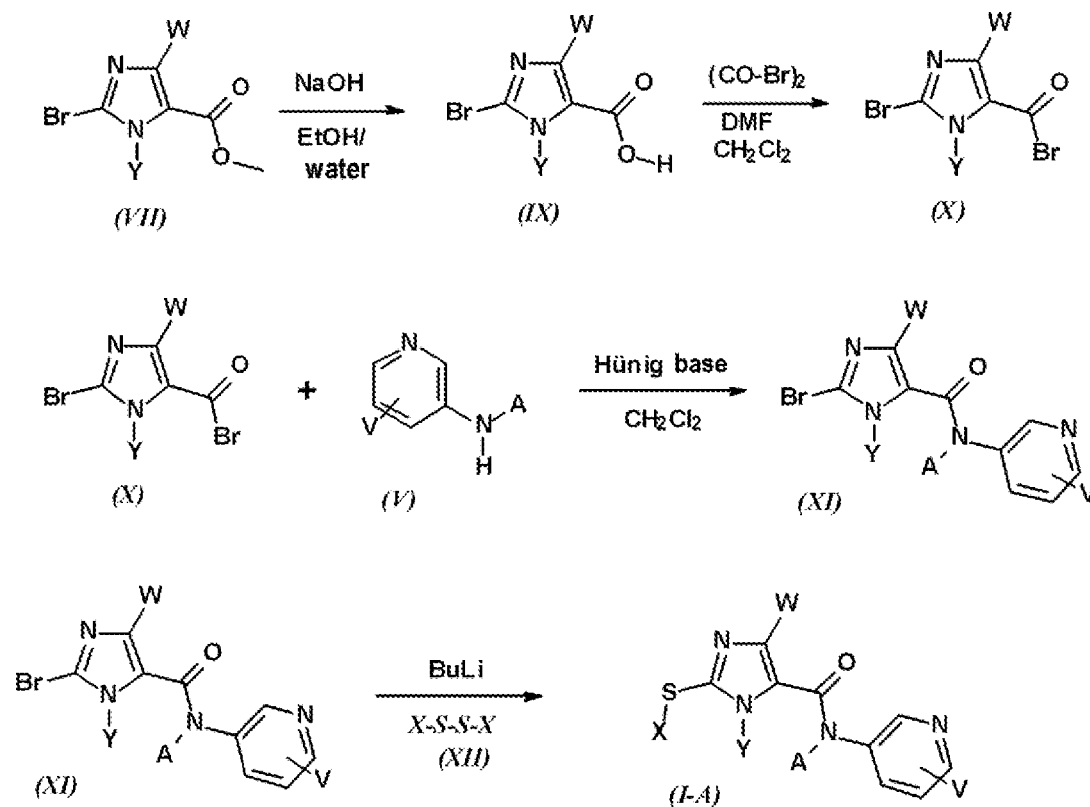


15 Process B



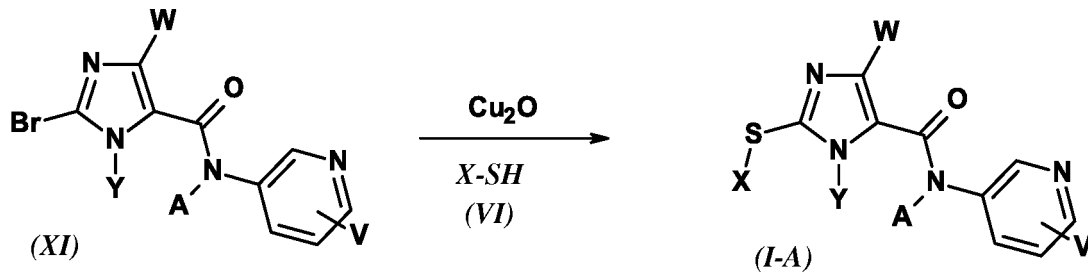
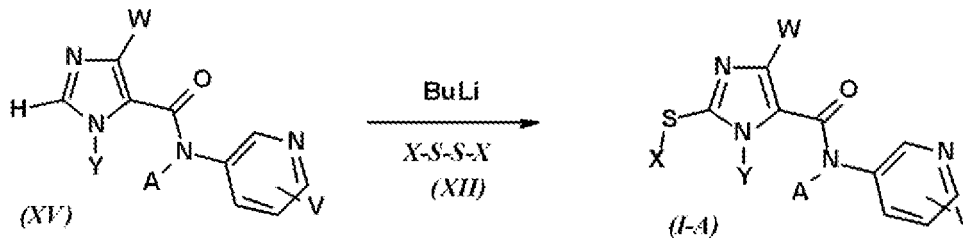
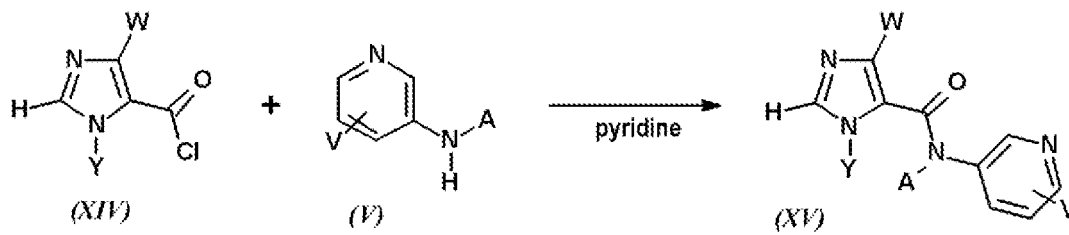
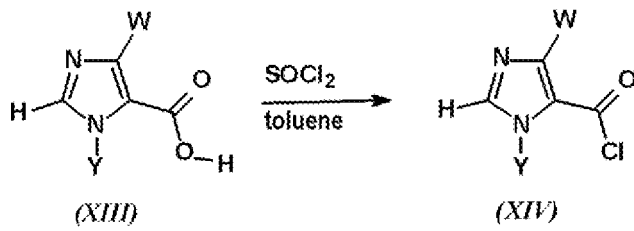
DMF = dimethylformamide; Et_3N = triethylamine

5 Process C-1



$BuLi$ = n-butyllithium; Hünig base = N,N-diisopropylethylamine

Process C-2

**Process D**

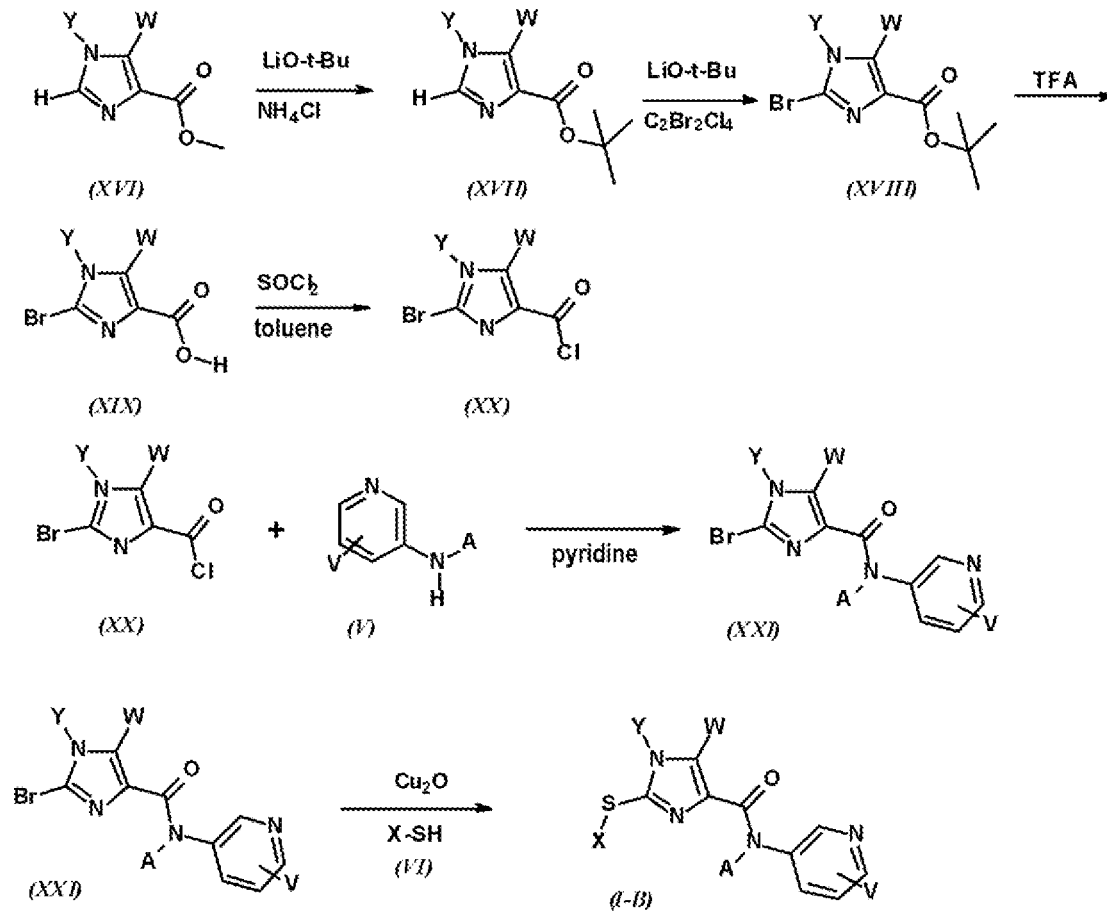
5

BuLi= n-butyllithium

The compounds of the formula (I-B) can be synthesized, for example, according to process E, as shown in the scheme below.

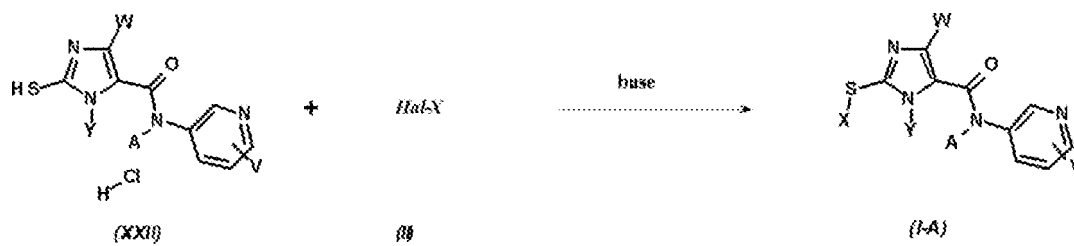
10

Process E



LiO-t-Bu = lithium tert-butoxide, TFA = trifluoroacetic acid

5 Process F



Process G



Most of the halides (e.g. alkyl halides, hetaryl halides, etc.) of the formula (II) required for process A are commercial products or can be prepared by processes generally known in organic chemistry.

The 2-mercaptoimidazolylicarboxylic esters of the formula (III) required for process A are commercially available or can be prepared, for example, by processes known from the literature, e.g. H. Rapoport et.al.; *Synthesis* 1988, 10, 767-771.

Most of the thiols of the formula (VI) (e.g. alkyl mercaptans, thiophenols, mercaptopyrimidines, mercaptopyridines, etc.) required for process B are commercially available or can be prepared by processes generally known in organic chemistry.

The 2-bromoimidazolylicarboxylic esters of the formula (VII) required for processes B and C are commercially available or can be prepared, for example, by processes known from the literature, e.g. H. Rapoport et.al.; *Synthesis* 1988, 10, 767-771.

Most of the dithioethers of the formula (XII) (e.g. pyrimidyl dithioethers, pyridyl dithioethers, etc.) required for processes C-1 and D are commercially available or can be prepared by processes generally known in organic chemistry, e.g. Zeynizadeh, Behzad, *Journal of Chemical Research - Part S*, 2002, 564 - 566, Rütgerswerke Aktiengesellschaft patent: US4256892 A1, 1981, Kesavan, Venkitasamy; Bonnet-Delpon, Daniele; Begue, Jean-Pierre *Synthesis* 2000, 2, 223 - 225.

The imidazolylcarboxylic acids of the formula (XIII) required for process D are commercially available or can be prepared, for example, by processes known from the literature, e.g. H. Rapoport et.al.; Synthesis 1988, 10, 767-771, BASF Aktiengesellschaft patent: US4864030 A1, 1989, Takeda Pharmaceutical Company Limited patent: EP2530078 A1, 2012, TAISHO PHARMACEUTICAL CO., LTD. patent: US2012/10414 A1, 2012, Subrayan, Ramachandran P.; Thurber, Ernest L.; Rasmussen, Paul G. Tetrahedron, 1994 , 50, 2641 - 2656.

10

The imidazolylcarboxylic esters of the formula (XVI) required for process E are commercially available or can be prepared, for example, by processes known from the literature, e.g. Nunami; Yamada; Fukui; Matsumoto, Journal of Organic Chemistry, 1994 , vol. 59, 7635 - 7642, H. Rapoport et.al.; Synthesis 1988, 10, 767-771.

15

The 3-aminopyridines of the formula (V) required for processes A to E are commercially available or can be prepared, for example, by processes known from the literature, e.g. Liu, Zhen-Jiang; Vors, Jean-Pierre; Gesing, Ernst R. F.; Bolm, Carsten, Advanced Synthesis and Catalysis, 2010, 352, 3158 - 3162, BAYER CROPSCIENCE AG patent: US2010/305124 A1, 2010, Shafir, Alexandr; Buchwald, Stephen L., Journal of the American Chemical Society, 2006, 128, 8742 - 8743.

20

25

As can be seen from process schemes A to E, the compounds of the formulae (I-A) and (I-B) are, in principle, accessible via an amidation process or a coupling process at the last stage.

30

Amidation process

The compounds of the formula (I-A) and the intermediates of the formulae (XI), (XV) and (XXI) in the processes A to E according to the invention can be synthesized using amidation reactions known from the literature, or analogously to the examples explicitly mentioned.

35

A number of reaction conditions have been described for the amidation step, for example G. Benz in *Comprehensive Organic Synthesis*, 1st Ed., Pergamon Press, Oxford, 1991, Vol. 6, pp. 381-417; P.D. Bailey et al. in *Comprehensive Organic Functional Group Transformation*, 1st Ed., Elsevier Science Ltd., Oxford, 1995, Vol. 5, pp. 257-308 and R.C. Larock in *Comprehensive Organic Transformations*, 2nd Ed., Wiley-VCH, New York, Weinheim, 1999, pp. 1929-1994. Some of these reactions proceed via intermediate carbonyl chlorides, which can be employed in isolated form or in in-situ-generated form.

The amidation reactions are optionally carried out in the presence of a condensing agent, optionally in the presence of an acid acceptor and optionally in the presence of a solvent.

Useful condensing agents are all the condensing agents typically usable for such amidation reactions. Examples include activators such as phosgene, phosphorus trichloride, phosphorus oxychloride, oxalyl chloride, oxalyl bromide or thionyl chloride; carbodiimides such as *N,N'*-dicyclohexylcarbodiimide (DCC) and 1-(3-dimethylaminopropyl)-3-ethylcarbodiimide (EDCI), or other customary condensing agents such as phosphorus pentoxide, polyphosphoric acid, *N,N'*-carbonyldiimidazole, 2-chloropyridine 1-methiodide (Mukaiyama's reagent), 2-ethoxy-*N*-ethoxycarbonyl-1,2-dihydroquinoline (EEDQ), triphenylphosphine/carbon tetrachloride, bromotripyrrolidinophosphonium hexafluorophosphate (BROP), *O*-(1*H*-benzotriazol-1-yl)oxy)tris(dimethylamino)phosphonium hexafluorophosphate (BOP), *N,N,N',N'*-bis(tetramethylene)chlorouronium tetrafluoroborate, *O*-(1*H*-benzotriazol-1-yl)-*N,N,N',N'*-tetramethyluronium hexafluorophosphate (HBTU), *O*-(1*H*-benzotriazol-1-yl)-*N,N,N',N'*-bis(tetramethylene)uronium hexafluorophosphate, *O*-(1*H*-benzotriazol-1-yl)-*N,N,N',N'*-tetramethyluronium tetrafluoroborate (TBTU), *O*-(1*H*-benzotriazol-1-yl)-*N,N,N',N'*-bis(tetramethylene)uronium tetrafluoroborate, *O*-(7-azabenzotriazol-1-yl)-*N,N,N',N'*-tetramethyluronium hexafluorophosphate (HATU), 1-

hydroxybenzotriazole (HOBT) and 4-(4,6-dimethoxy-1,3,5-triazin-2-yl)-4-methylmorpholinium salt (DMT.MM), usually available as a chloride. These reagents can be used separately or in combination.

5

Suitable acid acceptors are all customary inorganic or organic bases, for example organic amines such as triethylamine, diisopropylethylamine, *N*-methylmorpholine, pyridine or *N,N*-dimethylaminopyridine, alkali metal and alkaline earth metal carbonates such as lithium carbonate, sodium carbonate, 10 potassium carbonate or caesium carbonate; alkali metal bicarbonates such as sodium bicarbonate or potassium bicarbonate. The amidation reaction in the processes according to the invention is optionally carried out in the presence of a suitable reaction auxiliary such as, for example, *N,N*-dimethylformamide or *N,N*-dimethylaminopyridine. Suitable solvents or diluents are all inert organic solvents, for example aliphatic or aromatic hydrocarbons (such as petroleum ether, toluene, cyclohexane), halogenated hydrocarbons (such 20 as chlorotoluene, dichlorobenzene, dichloromethane, chloroform, 1,2-dichloroethane), ethers (such as diethyl ether, dioxane, tetrahydrofuran, 1,2-dimethoxyethane), esters (such as ethyl or methyl acetate), nitrohydrocarbons (such as nitromethane, nitroethane, nitrobenzene), nitriles (such as acetonitrile, propionitrile, butyronitrile, benzonitrile), 25 amides (such as *N,N*-dimethylformamide, *N,N*-dimethylacetamide, *N*-methylformanilide, *N*-methylpyrrolidone, hexamethylphosphoramide), and also dimethyl sulphoxide or water or mixtures of the solvents mentioned.

30

It is also possible to use mixed anhydrides for preparation of compounds of the formula (III) (cf. J. Am. Chem. Soc. 1967, 5012). In this process, it is possible to use chloroformic esters, for example methyl chloroformate, ethyl chloroformate, 35 isobutyl chloroformate and isopropyl chloroformate. Likewise, it is possible for this purpose to use diethylacetyl chloride, trimethylacetyl chloride and similar compounds.

Coupling process variant A

The compounds of the formula (I-A) and (I-B) and the intermediates of the formula (VIII) in the processes **B**, **C-2** and **E** according to the invention can be synthesized using coupling reactions known from the literature, or analogously to the examples explicitly mentioned.

Numerous reaction conditions have been described for the transition metal-catalyzed coupling process variant A, e.g. J. P. Dickens et al.; Journal of Organic Chemistry, **1981**, 46, 1781 ff. Harr, Molly S.; Presley, Alice L.; Thorarensen, Atli; Synlett; nb. 10; (1999); p. 1579 - 158. Babu, S. Ganesh; Karvembu, Tetrahedron Letters, 2013 , vol. 54, # 13 p. 1677 - 1680.

The coupling reactions are optionally carried out in the presence of a transition metal, optionally in the presence of an acid acceptor and optionally in the presence of a solvent.

Examples of solvents include: N,N-dimethylformamide, N,N-dimethylacetamide, tetrahydrofuran, toluene.

Examples of metal compounds include: Cu(I) oxide, Cu(II) oxide, tetrakis(triphenylphosphine)palladium(0), tris(dibenzylideneacetone)dipalladium(0).

Examples of bases include: potassium hydroxide, potassium tert-butoxide, triethylamine, also all customary inorganic or organic bases, for example organic amines such as diisopropylethylamine, N-methylmorpholine, pyridine or N,N-dimethylaminopyridine, alkali metal and alkaline earth metal carbonates such as lithium carbonate, sodium carbonate, potassium carbonate or caesium carbonate; alkali metal bicarbonates such as sodium bicarbonate or potassium bicarbonate.

Coupling process variant B

The compounds of the formula (I-A) in the processes **C-1 and D** according to the invention can be synthesized using coupling reactions known from the literature, or analogously to the examples explicitly mentioned.

Numerous reaction conditions have been described for the lithiation coupling process variant B, e.g. Hoechst Aktiengesellschaft, patent: US4764624 A1, 1988. Ohta; Yamamoto; Kawasaki; Yamashita; Katsuma; Nasako; Kobayashi; Ogawa, Chemical and Pharmaceutical Bulletin, 1992, vol. 40, # 10 p. 2681 - 2685. Hara, Kenji; Iwahashi, Keiji; Kanamori, Yoshikazu; Naito, Satoshi; Takakusagi, Satoru; Uosaki, Kohei; Sawamura, Masaya Chemistry Letters, 2006, vol. 35, # 8 p. 870 - 871.

Examples of solvents include: diethyl ether, tetrahydrofuran.

Examples of lithiation agents include: n-butyllithium, lithium diisopropylamine, lithium tert-butoxide.

The reaction temperature for the initial lithiation step is optionally between -100 and -75°C.

25 **Methods and uses**

The invention also relates to methods for controlling animal pests, in which compounds of the formula (I) are allowed to act on animal pests and/or their habitat. The control of the animal pests is preferably carried out in agriculture and forestry, and in material protection. Preferably excluded from this are methods for the surgical or therapeutic treatment of the human or animal body and diagnostic methods carried out on the human or animal body.

35

The invention further relates to the use of the compounds of the formula (I) as pesticides, especially crop protection agents.

In the context of the present application, the term "pesticide" also always comprises the term "crop protection agent".

5

The compounds of the formula (I), given good plant tolerance, favourable homeotherm toxicity and good environmental compatibility, are suitable for protecting plants and plant organs against biotic and abiotic stress factors, for increasing harvest yields, for improving the quality of the harvested material and for controlling animal pests, especially insects, arachnids, helminths, nematodes and molluscs, which are encountered in agriculture, in horticulture, in animal husbandry, in aquatic cultures, in forests, in gardens and leisure facilities, in the protection of stored products and of materials, and in the hygiene sector. They can preferably be used as pesticides. They are active against normally sensitive and resistant species and also against all or some stages of development. The abovementioned pests include:

pests from the phylum of the Arthropoda, especially from the class of the Arachnida, for example *Acarus* spp., for example *Acarus siro*, *Aceria kuko*, *Aceria sheldoni*, *Aculops* spp., *Aculus* spp., for example *Aculus fockeui*, *Aculus schlechtendali*, *Amblyomma* spp., *Amphitetranychus viennensis*, *Argas* spp., *Boophilus* spp., *Brevipalpus* spp., for example *Brevipalpus phoenicis*, *Bryobia graminum*, *Bryobia praetiosa*, *Centruroides* spp., *Chorioptes* spp., *Dermanyssus gallinae*, *Dermatophagoides pteronyssinus*, *Dermatophagoides farinae*, *Dermacentor* spp., *Eotetranychus* spp., for example *Eotetranychus hicoriae*, *Epitrimerus pyri*, *Eutetranychus* spp., for example *Eutetranychus banksi*, *Eriophyes* spp., for example *Eriophyes pyri*, *Glycyphagus domesticus*, *Halotydeus destructor*, *Hemitarsonemus* spp., for example *Hemitarsonemus latus* (=Polyphagotarsonemus latus), *Hyalomma* spp., *Ixodes* spp., *Latrodectus* spp., *Loxosceles* spp., *Neutrombicula autumnalis*, *Nuphersa* spp., *Oligonychus* spp., for example *Oligonychus*

coniferarum, *Oligonychus ilicis*, *Oligonychus indicus*,
Oligonychus mangiferus, *Oligonychus pratensis*, *Oligonychus*
punicae, *Oligonychus yothersi*, *Ornithodoros* spp.,
Ornithonyssus spp., *Panonychus* spp., for example *Panonychus*
5 *citri* (=Metatetranychus *citri*), *Panonychus ulmi*
(=Metatetranychus *ulmi*), *Phyllocoptruta oleivora*,
Platytetranychus multidigituli, *Polyphagotarsonemus latus*,
Psoroptes spp., *Rhipicephalus* spp., *Rhizoglyphus* spp.,
Sarcoptes spp., *Scorpio maurus*, *Steneotarsonemus* spp.,
10 *Steneotarsonemus spinki*, *Tarsonemus* spp., for example
Tarsonemus confusus, *Tarsonemus pallidus*, *Tetranychus* spp.,
for example *Tetranychus canadensis*, *Tetranychus cinnabarinus*,
Tetranychus turkestani, *Tetranychus urticae*, *Trombicula*
alfreddugesi, *Vaejovis* spp., *Vasates lycopersici*;

15
from the class of the Chilopoda, for example *Geophilus* spp.,
Scutigera spp.;

from the order or the class of the Collembola, for example
20 *Onychiurus armatus*; *Sminthurus viridis*;

from the class of the Diplopoda, for example *Blaniulus*
guttulatus;

25 from the class of the Insecta, for example from the order of
the Blattodea, for example *Blatta orientalis*, *Blattella*
asahinai, *Blattella germanica*, *Leucophaea maderae*, *Loboptera*
decipiens, *Neostylopyga rhombifolia*, *Panchlora* spp.,
Parcoblatta spp., *Periplaneta* spp., for example *Periplaneta*
30 *americana*, *Periplaneta australasiae*, *Pycnoscelus surinamensis*,
Supella longipalpa;

from the order of the Coleoptera, for example *Acalymma*
vittatum, *Acanthoscelides obtectus*, *Adoretus* spp., *Aethina*
35 *tumida*, *Agelastica alni*, *Agriotes* spp., for example *Agriotes*
linneatus, *Agriotes mancus*, *Alphitobius diaperinus*,
Amphimallon solstitialis, *Anobium punctatum*, *Anoplophora* spp.,
Anthonomus spp., for example *Anthonomus grandis*, *Anthrenus*

spp., Apion spp., Apogonia spp., Atomaria spp., for example Atomaria linearis, Attagenus spp., Baris caerulescens, Bruchidius obtectus, Bruchus spp., for example Bruchus pisorum, Bruchus rufimanus, Cassida spp., Cerotoma trifurcata, 5 Ceutorrhynchus spp., for example Ceutorrhynchus assimilis, Ceutorrhynchus quadridens, Ceutorrhynchus rapae, Chaetocnema spp., for example Chaetocnema confinis, Chaetocnema denticulata, Chaetocnema ectypa, Cleonus mendicus, Conoderus spp., Cosmopolites spp., for example Cosmopolites sordidus, 10 Costelytra zealandica, Ctenicera spp., Curculio spp., for example Curculio caryae, Curculio caryatrypes, Curculio obtusus, Curculio sayi, Cryptolestes ferrugineus, Cryptolestes pusillus, Cryptorhynchus lapathi, Cryptorhynchus mangiferae, Cyndrocopturus spp., Cyndrocopturus adspersus, 15 Cyndrocopturus furnissi, Dermestes spp., Diabrotica spp., for example Diabrotica balteata, Diabrotica barberi, Diabrotica undecimpunctata howardi, Diabrotica undecimpunctata undecimpunctata, Diabrotica virgifera virgifera, Diabrotica virgifera zaeae, Dichocrocis spp., Dicladispa armigera, 20 Diloboderus spp., Epicaerus spp., Epilachna spp., for example Epilachna borealis, Epilachna varivestis, Epitrix spp., for example Epitrix cucumeris, Epitrix fuscula, Epitrix hirtipennis, Epitrix subcrinita, Epitrix tuberis, Faustinus spp., Gibbium psylloides, Gnathocerus cornutus, Hellula 25 undalis, Heteronychus arator, Heteronyx spp., Hylamorpha elegans, Hylotrupes bajulus, Hypera postica, Hypomeces squamosus, Hypothenemus spp., for example Hypothenemus hampei, Hypothenemus obscurus, Hypothenemus pubescens, Lachnosterna consanguinea, Lasioderma serricorne, Latheticus oryzae, 30 Lathridius spp., Lema spp., Leptinotarsa decemlineata, Leucoptera spp., for example Leucoptera coffeella, Lissorhoptrus oryzophilus, Listronotus (= Hyperodes) spp., Lixus spp., Luperomorpha xanthodera, Luperodes spp., Lyctus spp., Megascelis spp., Melanotus spp., for example Melanotus 35 longulus oregonensis, Meligethes aeneus, Melolontha spp., for example Melolontha melolontha, Migdolus spp., Monochamus spp., Naupactus xanthographus, Necrobia spp., Neogalerucella spp., Niptus hololeucus, Oryctes rhinoceros, Oryzaephilus

surinamensis, *Oryzaphagus oryzae*, *Otiorhynchus* spp., for
 example *Otiorhynchus cribricollis*, *Otiorhynchus ligustici*,
Otiorhynchus ovatus, *Otiorhynchus rugosostriatus*, *Otiorhynchus*
sulcatus, *Oulema* spp., *Oulema oryzae*, *Oxycetonia jucunda*,
 5 *Phaedon cochleariae*, *Phyllophaga* spp., *Phyllophaga helleri*,
Phyllotreta spp., for example *Phyllotreta armoraciae*,
Phyllotreta pusilla, *Phyllotreta ramosa*, *Phyllotreta*
striolata, *Popillia japonica*, *Premnotrypes* spp., *Prostephanus*
truncatus, *Psylliodes* spp., for example *Psylliodes affinis*,
 10 *Psylliodes chrysocephala*, *Psylliodes punctulata*, *Ptinus* spp.,
Rhizobius ventralis, *Rhizopertha dominica*, *Rhynchophorus* spp.,
Rhynchophorus ferrugineus, *Rhynchophorus palmarum*, *Sinoxylon*
perforans, *Sitophilus* spp., for example *Sitophilus granarius*,
Sitophilus linearis, *Sitophilus oryzae*, *Sitophilus zeamais*,
 15 *Sphenophorus* spp., *Stegobium paniceum*, *Sternechus* spp., for
 example *Sternechus paludatus*, *Symphyletes* spp., *Tanymecus*
 spp., for example *Tanymecus dilaticollis*, *Tanymecus indicus*,
Tanymecus palliatus, *Tenebrio molitor*, *Tenebrioides*
mauretanicus, *Tribolium* spp., for example *Tribolium audax*,
 20 *Tribolium castaneum*, *Tribolium confusum*, *Trogoderma* spp.,
Tychius spp., *Xylotrechus* spp., *Zabrus* spp., for example
Zabrus tenebrioides;

from the order of the Dermaptera, for example *Anisolabis*
 25 *maritime*, *Forficula auricularia*, *Labidura riparia*;

from the order of the Diptera, for example *Aedes* spp., for
 example *Aedes aegypti*, *Aedes albopictus*, *Aedes sticticus*,
Aedes vexans, *Agromyza* spp., for example *Agromyza frontella*,
 30 *Agromyza parvicornis*, *Anastrepha* spp., *Anopheles* spp., for
 example *Anopheles quadrimaculatus*, *Anopheles gambiae*,
Asphondylia spp., *Bactrocera* spp., for example *Bactrocera*
cucurbitae, *Bactrocera dorsalis*, *Bactrocera oleae*, *Bibio*
hortulanus, *Calliphora erythrocephala*, *Calliphora vicina*,
 35 *Ceratitis capitata*, *Chironomus* spp., *Chrysomya* spp., *Chrysops*
 spp., *Chrysozona pluvialis*, *Cochliomya* spp., *Contarinia* spp.,
 for example *Contarinia johnsoni*, *Contarinia nasturtii*,
Contarinia pyrivora, *Contarinia schulzi*, *Contarinia*

sorghicola, *Contarinia tritici*, *Cordylobia anthropophaga*,
Cricotopus sylvestris, *Culex* spp., for example *Culex pipiens*,
Culex quinquefasciatus, *Culicoides* spp., *Culiseta* spp.,
Cuterebra spp., *Dacus oleae*, *Dasineura* spp., for example
5 *Dasineura brassicae*, *Delia* spp., for example *Delia antiqua*,
Delia coarctata, *Delia florilega*, *Delia platura*, *Delia*
radicum, *Dermatobia hominis*, *Drosophila* spp., for example
Drosophila melanogaster, *Drosophila suzukii*, *Echinocnemus* spp.,
Euleia heraclei, *Fannia* spp., *Gasterophilus* spp., *Glossina*
10 spp., *Haematopota* spp., *Hydrellia* spp., *Hydrellia griseola*,
Hylemya spp., *Hippobosca* spp., *Hypoderma* spp., *Liriomyza* spp.,
for example *Liriomyza brassicae*, *Liriomyza huidobrensis*,
Liriomyza sativae, *Lucilia* spp., for example *Lucilia cuprina*,
Lutzomyia spp., *Mansonia* spp., *Musca* spp., for example *Musca*
15 *domestica*, *Musca domestica vicina*, *Oestrus* spp., *Oscinella*
frit, *Paratanytarsus* spp., *Paralauterborniella subcincta*,
Pegomya spp., for example *Pegomya betae*, *Pegomya hyoscyami*,
Pegomya rubivora, *Phlebotomus* spp., *Phorbia* spp., *Phormia*
spp., *Piophilina casei*, *Platyparea poeciloptera*, *Prodiplosis*
20 spp., *Psila rosae*, *Rhagoletis* spp., for example *Rhagoletis*
cingulata, *Rhagoletis completa*, *Rhagoletis fausta*, *Rhagoletis*
indifferens, *Rhagoletis mendax*, *Rhagoletis pomonella*,
Sarcophaga spp., *Simulium* spp., for example *Simulium*
meridionale, *Stomoxys* spp., *Tabanus* spp., *Tetanops* spp.,
25 *Tipula* spp., for example *Tipula paludosa*, *Tipula simplex*,
Toxotrypana curvicauda;

from the order of the Hemiptera, for example *Acizzia*
acaciaebaileyanae, *Acizzia dodonaeae*, *Acizzia uncatoides*,
30 *Acrida turrita*, *Acyrtosiphon* spp., for example *Acyrtosiphon*
pisum, *Acrogonia* spp., *Aeneolamia* spp., *Agonoscena* spp.,
Aleurocanthus spp., *Aleyrodes prolella*, *Aleurolobus*
barodensis, *Aleurothrixus floccosus*, *Allocaeridara malayensis*,
Amrasca spp., for example *Amrasca bigutulla*, *Amrasca*
35 *devastans*, *Anuraphis cardui*, *Aonidiella* spp., for example
Aonidiella aurantii, *Aonidiella citrina*, *Aonidiella inornata*,
Aphanostigma piri, *Aphis* spp., for example *Aphis citricola*,
Aphis craccivora, *Aphis fabae*, *Aphis forbesi*, *Aphis glycines*,

Aphis gossypii, Aphis hederæ, Aphis illinoisensis, Aphis middletoni, Aphis nasturtii, Aphis nerii, Aphis pomi, Aphis spiræcola, Aphis viburniphila, Arboridia apicalis, Arytainilla spp., Aspidiella spp., Aspidiotus spp., for
5 example Aspidiotus nerii, Atanus spp., Aulacorthum solani, Bemisia tabaci, Blastopsylla occidentalis, Boreioglycaspis melaleucæ, Brachycaudus helichrysi, Brachycolus spp., Brevicoryne brassicæ, Cacopsylla spp., for example Cacopsylla pyricola, Calligypona marginata, Capulinia spp., Carnecephala
10 fulgida, Ceratovacuna lanigera, Cercopidae, Ceroplastes spp., Chaetosiphon fragaefolii, Chionaspis tegalensis, Chlorita onukii, Chondracris rosea, Chromaphis juglandicola, Chrysomphalus aonidum, Chrysomphalus ficus, Cicadulina mbila, Cocomytilus halli, Coccus spp., for example Coccus
15 hesperidum, Coccus longulus, Coccus pseudomagnoliarum, Coccus viridis, Cryptomyzus ribis, Cryptoneossa spp., Ctenarytaina spp., Dalbulus spp., Dialeurodes chittendeni, Dialeurodes citri, Diaphorina citri, Diaspis spp., Diuraphis spp., Drosicha spp., Dysaphis spp., for example Dysaphis apiifolia,
20 Dysaphis plantaginea, Dysaphis tulipæ, Dysmicoccus spp., Empoasca spp., for example Empoasca abrupta, Empoasca fabæ, Empoasca maligna, Empoasca solana, Empoasca stevensi, Eriosoma spp., for example Eriosoma americanum, Eriosoma lanigerum, Eriosoma pyricola, Erythroneura spp., Eucalyptolyma spp.,
25 Euphyllura spp., Euscelis bilobatus, Ferrisia spp., Fiorinia spp., Furcaspis oceanica, Geococcus coffeæ, Glycaspis spp., Heteropsylla cubana, Heteropsylla spinulosa, Homalodisca coagulata, Hyalopterus arundinis, Hyalopterus pruni, Icerya spp., for example Icerya purchasi, Idiocerus spp., Idioscopus
30 spp., Laodelphax striatellus, Lecanium spp., for example Lecanium corni (=Parthenolecanium corni), Lepidosaphes spp., for example Lepidosaphes ulmi, Lipaphis erysimi, Lopholeucaspis japonica, Lycorma delicatula, Macrosiphum spp., for example Macrosiphum euphorbiæ, Macrosiphum lilii,
35 Macrosiphum rosæ, Macrosteles facifrons, Mahanarva spp., Melanaphis sacchari, Metcalfiella spp., Metcalfa pruinosa, Metopolophium dirhodum, Monellia costalis, Monelliopsis pecanis, Myzus spp., for example Myzus ascalonicus, Myzus

cerasi, *Myzus ligustri*, *Myzus ornatus*, *Myzus persicae*, *Myzus*
nicotianae, *Nasonovia ribisnigri*, *Neomaskellia* spp.,
Nephotettix spp., for example *Nephotettix cincticeps*,
Nephotettix nigropictus, *Nettigoniclla spectra*, *Nilaparvata*
 5 *lugens*, *Oncometopia* spp., *Orthezia praelonga*, *Oxya chinensis*,
Pachypsylla spp., *Parabemisia myricae*, *Paratrioza* spp., for
 example *Paratrioza cockerelli*, *Parlatoria* spp., *Pemphigus*
 spp., for example *Pemphigus bursarius*, *Pemphigus populivenae*,
Peregrinus maidis, *Perkinsiella* spp., *Phenacoccus* spp., for
 10 example *Phenacoccus madeirensis*, *Phloeomyzus passerinii*,
Phorodon humuli, *Phylloxera* spp., for example *Phylloxera*
devastatrix, *Phylloxera notabilis*, *Pinnaspis aspidistrae*,
Planococcus spp., for example *Planococcus citri*,
Prosopidopsylla flava, *Protopulvinaria pyriformis*,
 15 *Pseudaulacaspis pentagona*, *Pseudococcus* spp., for example
Pseudococcus calceolariae, *Pseudococcus comstocki*,
Pseudococcus longispinus, *Pseudococcus maritimus*, *Pseudococcus*
viburni, *Psyllopsis* spp., *Psylla* spp., for example *Psylla*
buxi, *Psylla mali*, *Psylla pyri*, *Pteromalus* spp., *Pulvinaria*
 20 spp., *Pyrilla* spp., *Quadraspidiotus* spp., for example
Quadraspidiotus juglansregiae, *Quadraspidiotus ostreaeformis*,
Quadraspidiotus perniciosus, *Quesada gigas*, *Rastrococcus* spp.,
Rhopalosiphum spp., for example *Rhopalosiphum maidis*,
Rhopalosiphum oxyacanthae, *Rhopalosiphum padi*, *Rhopalosiphum*
 25 *rufiabdominale*, *Saissetia* spp., for example *Saissetia coffeae*,
Saissetia miranda, *Saissetia neglecta*, *Saissetia oleae*,
Scaphoideus titanus, *Schizaphis graminum*, *Selenaspidus*
articulatus, *Sitobion avenae*, *Sogata* spp., *Sogatella*
furcifera, *Sogatodes* spp., *Stictocephala festina*, *Siphoninus*
 30 *phillyreae*, *Tenalaphara malayensis*, *Tetragonocephala* spp.,
Tinocallis caryaefoliae, *Tomaspis* spp., *Toxoptera* spp., for
 example *Toxoptera aurantii*, *Toxoptera citricidus*, *Trialeurodes*
vaporariorum, *Trioza* spp., for example *Trioza diospyri*,
Typhlocyba spp., *Unaspis* spp., *Viteus vitifolii*, *Zygina* spp.;
 35

from the suborder of the Heteroptera, for example *Aelia* spp.,
Anasa tristis, *Antestiopsis* spp., *Boisea* spp., *Blissus* spp.,
Calocoris spp., *Campylomma livida*, *Cavelerius* spp., *Cimex*

spp., for example *Cimex adjunctus*, *Cimex hemipterus*, *Cimex lectularius*, *Cimex pilosellus*, *Collaria* spp., *Creontiades dilutus*, *Dasynus piperis*, *Dichelops furcatus*, *Diconocoris hewetti*, *Dysdercus* spp., *Euschistus* spp., for example
5 *Euschistus heros*, *Euschistus servus*, *Euschistus tristigmus*,
Euschistus variolarius, *Eurydema* spp., *Eurygaster* spp.,
Halyomorpha halys, *Heliopeltis* spp., *Horcias nobilellus*,
Leptocorisa spp., *Leptocorisa varicornis*, *Leptoglossus*
occidentalis, *Leptoglossus phyllopus*, *Lygocoris* spp., for
10 example *Lygocoris pabulinus*, *Lygus* spp., for example *Lygus*
elisuus, *Lygus hesperus*, *Lygus lineolaris*, *Macropes excavatus*,
Megacopta cribraria, *Miridae*, *Monalonion atratum*, *Nezara* spp.,
for example *Nezara viridula*, *Nysius* spp., *Oebalus* spp.,
Pentomidae, *Piesma quadrata*, *Piezodorus* spp., for example
15 *Piezodorus guildinii*, *Psallus* spp., *Pseudacysta perseae*,
Rhodnius spp., *Sahlbergella singularis*, *Scaptocoris castanea*,
Scotinophora spp., *Stephanitis nashi*, *Tibraca* spp., *Triatoma*
spp.;

20 from the order of the Hymenoptera, for example *Acromyrmex*
spp., *Athalia* spp., for example *Athalia rosae*, *Atta* spp.,
Camponotus spp., *Dolichovespula* spp., *Diprion* spp., for
example *Diprion similis*, *Hoplocampa* spp., for example
Hoplocampa cookei, *Hoplocampa testudinea*, *Lasius* spp.,
25 *Linepithema humile*, *Monomorium pharaonis*, *Paratrechina* spp.,
Paravespula spp., *Plagiolepis* spp., *Sirex* spp., *Solenopsis*
invicta, *Tapinoma* spp., *Technomyrmex albipes*, *Urocerus* spp.,
Vespa spp., for example *Vespa crabro*, *Wasmannia auropunctata*,
Xeris spp.;

30 from the order of the Isopoda, for example *Armadillidium*
vulgare, *Oniscus asellus*, *Porcellio scaber*;

from the order of the Isoptera, for example *Coptotermes* spp.,
35 for example *Coptotermes formosanus*, *Cornitermes cumulans*,
Cryptotermes spp., *Incisitermes* spp., *Kalotermes* spp.,
Microtermes obesi, *Nasutitermes* spp., *Odontotermes* spp.,
Porotermes spp., *Reticulitermes* spp., for example

Reticulitermes flavipes, Reticulitermes hesperus;

from the order of the Lepidoptera, for example Achroia
grisella, Acronicta major, Adoxophyes spp., for example
5 Adoxophyes orana, Aedia leucomelas, Agrotis spp., for example
Agrotis segetum, Agrotis ipsilon, Alabama spp., for example
Alabama argillacea, Amyelois transitella, Anarsia spp.,
Anticarsia spp., for example Anticarsia gemmatalis,
Argyroplote spp., Autographa spp., Barathra brassicae,
10 Blastodacna atra, Borbo cinnara, Bucculatrix thurberiella,
Bupalus piniarius, Busseola spp., Cacoecia spp., Caloptilia
theivora, Capua reticulana, Carpocapsa pomonella, Carposina
niponensis, Cheimatobia brumata, Chilo spp., for example Chilo
plejadellus, Chilo suppressalis, Choreutis pariana,
15 Choristoneura spp., Chrysodeixis chalcites, Clysia ambiguella,
Cnaphalocerus spp., Cnaphalocrocis medinalis, Cnephasia spp.,
Conopomorpha spp., Conotrachelus spp., Copitarsia spp., Cydia
spp., for example Cydia nigricana, Cydia pomonella, Dalaca
noctuides, Diaphania spp., Diparopsis spp., Diatraea
20 saccharalis, Earias spp., Ecdytolopha aurantium, Elasmopalpus
lignosellus, Eldana saccharina, Ephestia spp., for example
Ephestia elutella, Ephestia kuehniella, Epinotia spp.,
Epiphyas postvittana, Erannis spp., Erschoviella musculana,
Etiella spp., Eudocima spp., Eulia spp., Eupoecilia
25 ambiguella, Euproctis spp., for example Euproctis
chrysorrhoea, Euxoa spp., Feltia spp., Galleria mellonella,
Gracillaria spp., Grapholitha spp., for example Grapholita
molesta, Grapholita prunivora, Hedylepta spp., Helicoverpa
spp., for example Helicoverpa armigera, Helicoverpa zea,
30 Heliothis spp., for example Heliothis virescens, Hofmannophila
pseudospretella, Homoeosoma spp., Homona spp., Hyponomeuta
padella, Kakivoria flavofasciata, Lampides spp., Laphygma
spp., Laspeyresia molesta, Leucinodes orbonalis, Leucoptera
spp., for example Leucoptera coffeella, Lithocolletis spp.,
35 for example Lithocolletis blancardella, Lithophane antennata,
Lobesia spp., for example Lobesia botrana, Loxagrotis
albicosta, Lymantria spp., for example Lymantria dispar,
Lyonetia spp., for example Lyonetia clerkella, Malacosoma

neustria, *Maruca testulalis*, *Mamestra brassicae*, *Melanitis leda*, *Mocis* spp., *Monopis obviella*, *Mythimna separata*, *Nemapogon cloacellus*, *Nymphula* spp., *Oiketicus* spp., *Omphisa* spp., *Operophtera* spp., *Oria* spp., *Orthaga* spp., *Ostrinia* spp., for example *Ostrinia nubilalis*, *Oulema melanopus*, *Oulema oryzae*, *Panolis flammea*, *Parnara* spp., *Pectinophora* spp., for example *Pectinophora gossypiella*, *Perileucoptera* spp., *Phthorimaea* spp., for example *Phthorimaea operculella*, *Phyllocnistis citrella*, *Phyllonorycter* spp., for example *Phyllonorycter blancardella*, *Phyllonorycter crataegella*, *Pieris* spp., for example *Pieris rapae*, *Platynota stultana*, *Plodia interpunctella*, *Plusia* spp., *Plutella xylostella* (= *Plutella maculipennis*), *Prays* spp., *Prodenia* spp., *Protoparce* spp., *Pseudaletia* spp., for example *Pseudaletia unipuncta*, *Pseudoplusia includens*, *Pyrausta nubilalis*, *Rachiplusia nu*, *Schoenobius* spp., for example *Schoenobius bipunctifer*, *Scirpophaga* spp., for example *Scirpophaga innotata*, *Scotia segetum*, *Sesamia* spp., for example *Sesamia inferens*, *Sparganothis* spp., *Spodoptera* spp., for example *Spodoptera eradiana*, *Spodoptera exigua*, *Spodoptera frugiperda*, *Spodoptera praefica*, *Stathmopoda* spp., *Stenoma* spp., *Stomopteryx subsecivella*, *Synanthedon* spp., *Tecia solanivora*, *Thaumetopoea* spp., *Thermesia gemmatalis*, *Tinea cloacella*, *Tinea pellionella*, *Tineola bisselliella*, *Tortrix* spp., *Trichophaga tapetzella*, *Trichoplusia* spp., for example *Trichoplusia ni*, *Tryporyza incertulas*, *Tuta absoluta*, *Virachola* spp.;

from the order of the Orthoptera or Saltatoria, for example *Acheta domesticus*, *Dichroplus* spp., *Gryllotalpa* spp., for example *Gryllotalpa gryllotalpa*, *Hieroglyphus* spp., *Locusta* spp., for example *Locusta migratoria*, *Melanoplus* spp., for example *Melanoplus devastator*, *Paratlanticus ussuriensis*, *Schistocerca gregaria*;

from the order of the Phthiraptera, for example *Damalinia* spp., *Haematopinus* spp., *Linognathus* spp., *Pediculus* spp., *Phylloxera vastatrix*, *Phthirus pubis*, *Trichodectes* spp.;

from the order of the Psocoptera, for example *Lepinotus* spp.,
Liposcelis spp.;

5 from the order of the Siphonaptera, for example *Ceratophyllus*
spp., *Ctenocephalides* spp., for example *Ctenocephalides canis*,
Ctenocephalides felis, *Pulex irritans*, *Tunga penetrans*,
Xenopsylla cheopis;

10 from the order of the Thysanoptera, for example *Anaphothrips*
obscurus, *Baliothrips biformis*, *Chaetanaphothrips leeuweni*,
Drepanothrips reuteri, *Enneothrips flavens*, *Frankliniella*
spp., for example *Frankliniella fusca*, *Frankliniella*
occidentalis, *Frankliniella schultzei*, *Frankliniella tritici*,
15 *Frankliniella vaccinii*, *Frankliniella williamsi*, *Haplothrips*
spp., *Heliothrips* spp., *Hercinothrips femoralis*,
Rhipiphoroctrips cruentatus, *Scirtothrips* spp., *Taeniothrips*
cardamomi, *Thrips* spp., for example *Thrips palmi*, *Thrips*
tabaci;

20 from the order of the Zygentoma (= Thysanura), for example
Ctenolepisma spp., *Lepisma saccharina*, *Lepismodes inquilinus*,
Thermobia domestica;

25 from the class of the Symphyla, for example *Scutigera* spp.,
for example *Scutigera immaculata*;

pests from the phylum of the Mollusca, in particular from the
class of the Bivalvia, for example *Dreissena* spp.;

30 and also from the class of the Gastropoda, for example *Arion*
spp., for example *Arion ater rufus*, *Biomphalaria* spp., *Bulinus*
spp., *Deroceras* spp., for example *Deroceras laeve*, *Galba* spp.,
Lymnaea spp., *Oncomelania* spp., *Pomacea* spp., *Succinea* spp.;

35 animal and human parasites from the phyla of the
Platyhelminthes and Nematoda, for example *Aelurostrongylus*
spp., *Amidostomum* spp., *Ancylostoma* spp., *Angiostrongylus*

spp., Anisakis spp., Anoplocephala spp., Ascaris spp.,
 Ascaridia spp., Baylisascaris spp., Brugia spp., Bunostomum
 spp., Capillaria spp., Chabertia spp., Clonorchis spp.,
 5 Cooperia spp., Crenosoma spp., Cyathostoma spp., Dicrocoelium
 spp., Dictyocaulus spp., Diphylobothrium spp., Dipylidium
 spp., Dirofilaria spp., Dracunculus spp., Echinococcus spp.,
 Echinostoma spp., Enterobius spp., Eucoleus spp., Fasciola
 spp., Fascioloides spp., Fasciolopsis spp., Filaroides spp.,
 Gongylonema spp., Gyrodactylus spp., Habronema spp.,
 10 Haemonchus spp., Heligmosomoides spp., Heterakis spp.,
 Hymenolepis spp., Hyostrongylus spp., Litomosoides spp., Loa
 spp., Metastrongylus spp., Metorchis spp., Mesocestoides spp.,
 Moniezia spp., Muellerius spp., Necator spp., Nematodirus
 spp., Nippostrongylus spp., Oesophagostomum spp., Ollulanus
 15 spp., Onchocerca spp., Opisthorchis spp., Oslerus spp.,
 Ostertagia spp., Oxyuris spp., Paracapillaria spp.,
 Parafilaria spp., Paragonimus spp., Paramphistomum
 spp., Paranoplocephala spp., Parascaris spp., Passalurus
 spp., Protostrongylus spp., Schistosoma spp., Setaria spp.,
 20 Spirocerca spp., Stephanofilaria spp., Stephanurus spp.,
 Strongyloides spp., Strongylus spp., Syngamus spp., Taenia
 spp., Teladorsagia spp., Thelazia spp., Toxascaris spp.,
 Toxocara spp., Trichinella spp., Trichobilharzia spp.,
 Trichostrongylus spp., Trichuris spp., Uncinaria spp.,
 25 Wuchereria spp.;

plant pests from the phylum of the Nematoda, i.e.
 phytoparasitic nematodes, especially Aglenchus spp., for
 example Aglenchus agricola, Anguina spp., for example Anguina
 30 tritici, Aphelenchoides spp., for example Aphelenchoides
 arachidis, Aphelenchoides fragariae, Belonolaimus spp., for
 example Belonolaimus gracilis, Belonolaimus longicaudatus,
 Belonolaimus nortoni, Bursaphelenchus spp., for example
 Bursaphelenchus cocophilus, Bursaphelenchus eremus,
 35 Bursaphelenchus xylophilus, Cacopaurus spp., for example
 Cacopaurus pestis, Criconemella spp., for example Criconemella
 curvata, Criconemella onoensis, Criconemella ornata,
 Criconemella rusium, Criconemella xenoplax (= Mesocriconema

xenoplax), *Criconemoides* spp., for example *Criconemoides ferniae*, *Criconemoides onoense*, *Criconemoides ornatum*, *Ditylenchus* spp., for example *Ditylenchus dipsaci*, *Dolichodorus* spp., *Globodera* spp., for example *Globodera pallida*, *Globodera rostochiensis*, *Helicotylenchus* spp., for example *Helicotylenchus dihystra*, *Hemicriconemoides* spp., *Hemicycliophora* spp., *Heterodera* spp., for example *Heterodera avenae*, *Heterodera glycines*, *Heterodera schachtii*, *Hoplolaimus* spp., *Longidorus* spp., for example *Longidorus africanus*, *Meloidogyne* spp., for example *Meloidogyne chitwoodi*, *Meloidogyne fallax*, *Meloidogyne hapla*, *Meloidogyne incognita*, *Meloinema* spp., *Nacobbus* spp., *Neotylenchus* spp., *Paralongidorus* spp., *Paraphelenchus* spp., *Paratrichodorus* spp., for example *Paratrichodorus minor*, *Pratylenchus* spp., for example *Pratylenchus penetrans*, *Pseudohalenchus* spp., *Psilenchus* spp., *Punctodera* spp., *Quinisulcius* spp., *Radopholus* spp., for example *Radopholus citrophilus*, *Radopholus similis*, *Rotylenchulus* spp., *Rotylenchus* spp., *Scutellonema* spp., *Subanguina* spp., *Trichodorus* spp., for example *Trichodorus obtusus*, *Trichodorus primitivus*, *Tylenchulus* spp., *Tylenchorhynchus* spp., for example *Tylenchorhynchus annulatus*, *Tylenchulus* spp., for example *Tylenchulus semipenetrans*, *Xiphinema* spp., for example *Xiphinema index*.

25

In addition, it is possible to control, from the sub-kingdom of the Protozoa, the order of the Coccidia, for example *Eimeria* spp.

30 **Nematodes**

In the present context, the term "nematodes" comprises all species of the phylum Nematoda and here in particular species that act as parasites on plants or fungi (for example species of the order Aphelenchida, *Meloidogyne*, *Tylenchida* and others) or else on humans and animals (for example species of the orders *Trichinellida*, *Tylenchida*, *Rhabditida* and *Spirurida*) or cause damage in or on these living organisms, and also other

35

parasitic helminths.

A nematicide in crop protection, as described herein, is capable of controlling nematodes.

5

The term "controlling nematodes" means killing the nematodes or preventing or impeding their development or their growth or preventing or impeding their penetration into or their sucking on plant tissue.

10

Here, the efficacy of the compounds is determined by comparing mortalities, gall formation, cyst formation, nematode density per volume of soil, nematode density per root, number of nematode eggs per volume of soil, mobility of the nematodes between a plant or plant part treated with the compound of the formula (I) or the treated soil and an untreated plant or plant part or the untreated soil (100%). Preferably, the reduction achieved is 25-50% in comparison to an untreated plant, plant part or the untreated soil, more preferably 51-79% and most preferably the complete kill or the complete prevention of development and growth of the nematodes by a reduction of 80 to 100% is achieved. The control of nematodes as described herein also comprises the control of proliferation of the nematodes (development of cysts and/or eggs). Compounds of the formula (I) can likewise be used to maintain the health of the plants or animals, and they can be used for the control of nematodes in a curative, preventative or systemic manner.

25

30 The person skilled in the art knows methods for determining mortalities, gall formation, cyst formation, nematode density per volume of soil, nematode density per root, number of nematode eggs per volume of soil, mobility of the nematodes.

35 The use of a compound of the formula (I) may keep the plant healthy and also comprises a reduction of the damage caused by nematodes and an increase of the harvest yield.

In the present context, the term "nematodes" refers to plant nematodes which comprise all nematodes which damage plants. Plant nematodes comprise phytoparasitic nematodes and soil-borne nematodes. The phytoparasitic nematodes include
5 ectoparasites such as *Xiphinema* spp., *Longidorus* spp. and *Trichodorus* spp.; semiparasites such as *Tylenchulus* spp.; migratory endoparasites such as *Pratylenchus* spp., *Radopholus* spp. and *Scutellonema* spp.; non-migratory parasites such as *Heterodera* spp., *Globodera* spp. and *Meloidogyne* spp., and also
10 stem and leaf endoparasites such as *Ditylenchus* spp., *Aphelenchoides* spp. and *Hirschmaniella* spp. Particularly damaging root-parasitic soil nematodes are, for example, cyst-forming nematodes of the genera *Heterodera* or *Globodera*, and/or root gall nematodes of the genus *Meloidogyne*. Damaging
15 species of these genera are, for example, *Meloidogyne incognita*, *Heterodera glycines* (soya bean cyst nematode), *Globodera pallida* and *Globodera rostochiensis* (yellow potato cyst nematode), these species being controlled effectively by the compounds described in the present text. However, the use
20 of the compounds described in the present text is by no means restricted to these genera or species, but also extends in the same manner to other nematodes.

The plant nematodes include, for example, *Aglenchus agricola*,
25 *Anguina tritici*, *Aphelenchoides arachidis*, *Aphelenchoides fragaria*, and the stem and leaf endoparasites *Aphelenchoides* spp., *Belonolaimus gracilis*, *Belonolaimus longicaudatus*, *Belonolaimus nortoni*, *Bursaphelenchus cocophilus*, *Bursaphelenchus eremus*, *Bursaphelenchus xylophilus* and
30 *Bursaphelenchus* spp., *Cacopaurus pestis*, *Criconemella curvata*, *Criconemella onoensis*, *Criconemella ornata*, *Criconemella rusium*, *Criconemella xenoplax* (= *Mesocriconema xenoplax*) and *Criconemella* spp.,

35 *Criconemoides ferniae*, *Criconemoides onoense*, *Criconemoides ornatum* and *Criconemoides* spp., *Ditylenchus destructor*, *Ditylenchus dipsaci*, *Ditylenchus myceliophagus* and also the stem and leaf endoparasites *Ditylenchus* spp., *Dolichodorus*

heterocephalus, *Globodera pallida* (=Heterodera pallida),
Globodera rostochiensis (yellow potato cyst nematode),
Globodera solanacearum, *Globodera tabacum*, *Globodera virginia*
and the non-migratory cyst-forming parasites *Globodera* spp.,
5 *Helicotylenchus digonicus*, *Helicotylenchus dihystra*,
Helicotylenchus erythrinae, *Helicotylenchus multicinctus*,
Helicotylenchus nannus, *Helicotylenchus pseudorobustus* und
Helicotylenchus spp., *Hemicriciconemoides*, *Hemicycliophora*
arenaria, *Hemicycliophora nudata*, *Hemicycliophora parvana*,
10 *Heterodera avenae*, *Heterodera cruciferae*, *Heterodera glycines*
(soya bean cyst nematode), *Heterodera oryzae*, *Heterodera*
schachtii, *Heterodera zeae* and the non-migratory cyst-forming
parasites *Heterodera* spp., *Hirschmaniella gracilis*,
Hirschmaniella oryzae, *Hirschmaniella spinicaudata* and the
15 stem and leaf endoparasites *Hirschmaniella* spp., *Hoplolaimus*
aegyptii, *Hoplolaimus californicus*, *Hoplolaimus columbus*,
Hoplolaimus galeatus, *Hoplolaimus indicus*, *Hoplolaimus*
magnistylus, *Hoplolaimus pararobustus*, *Longidorus africanus*,
Longidorus breviannulatus, *Longidorus elongatus*, *Longidorus*
20 *laevicapitatus*, *Longidorus vineacola* and the ectoparasites
Longidorus spp., *Meloidogyne acronea*, *Meloidogyne africana*,
Meloidogyne arenaria, *Meloidogyne arenaria thamesi*,
Meloidogyne artiella, *Meloidogyne chitwoodi*, *Meloidogyne*
coffeicola, *Meloidogyne ethiopica*, *Meloidogyne exigua*,
25 *Meloidogyne fallax*, *Meloidogyne graminicola*, *Meloidogyne*
graminis, *Meloidogyne hapla*, *Meloidogyne incognita*,
Meloidogyne incognita acrita, *Meloidogyne javanica*,
Meloidogyne kikuyensis, *Meloidogyne minor*, *Meloidogyne naasi*,
Meloidogyne paranaensis, *Meloidogyne thamesi* and the non-
30 migratory parasites *Meloidogyne* spp., *Meloinema* spp., *Nacobbus*
aberrans, *Neotylenchus vigissi*, *Paraphelenchus*
pseudoparietinus, *Paratrichodorus allius*, *Paratrichodorus*
lobatus, *Paratrichodorus minor*, *Paratrichodorus nanus*,
Paratrichodorus porosus, *Paratrichodorus teres* und
35 *Paratrichodorus* spp., *Paratylenchus hamatus*, *Paratylenchus*
minutus, *Paratylenchus projectus* und *Paratylenchus* spp.,
Pratylenchus agilis, *Pratylenchus alleni*, *Pratylenchus*
andinus, *Pratylenchus brachyurus*, *Pratylenchus cerealis*,

Pratylenchus coffeae, Pratylenchus crenatus, Pratylenchus delattrei, Pratylenchus giibbicaudatus, Pratylenchus goodeyi, Pratylenchus hamatus, Pratylenchus hexincisus, Pratylenchus loosi, Pratylenchus neglectus, Pratylenchus penetrans, 5 Pratylenchus pratensis, Pratylenchus scribneri, Pratylenchus teres, Pratylenchus thornei, Pratylenchus vulnus, Pratylenchus zae and the migratory endoparasites Pratylenchus spp., Pseudohalenchus minutus, Psilenchus magnidens, Psilenchus tumidus, Punctodera chalcoensis, Quinisulcius acutus, 10 Radopholus citrophilus, Radopholus similis, the migratory endoparasites Radopholus spp., Rotylenchulus borealis, Rotylenchulus parvus, Rotylenchulus reniformis and Rotylenchulus spp., Rotylenchus laurentinus, Rotylenchus macrodoratus, Rotylenchus robustus, Rotylenchus uniformis and 15 Rotylenchus spp., Scutellonema brachyurum, Scutellonema bradys, Scutellonema clathricaudatum and the migratory endoparasites Scutellonema spp., Subanguina radiciola, Tetylenchus nicotianae, Trichodorus cylindricus, Trichodorus minor, Trichodorus primitivus, Trichodorus proximus, 20 Trichodorus similis, Trichodorus sparsus and the ectoparasites Trichodorus spp., Tylenchorhynchus agri, Tylenchorhynchus brassicae, Tylenchorhynchus clarus, Tylenchorhynchus claytoni, Tylenchorhynchus digitatus, Tylenchorhynchus ebriensis, Tylenchorhynchus maximus, Tylenchorhynchus nudus, 25 Tylenchorhynchus vulgaris and Tylenchorhynchus spp., Tylenchulus semipenetrans and the semiparasites Tylenchulus spp., Xiphinema americanum, Xiphinema brevicolle, Xiphinema dimorphicaudatum, Xiphinema index and the ectoparasites Xiphinema spp.

30

Nematodes for the control of which a compound of the formula (I) may be used include nematodes of the genus Meloidogyne such as the Southern root-knot nematode (Meloidogyne incognita), the Javanese root-knot nematode (Meloidogyne javanica), the Northern root-knot nematode (Meloidogyne hapla) and the peanut root-knot nematode (Meloidogyne arenaria); 35 nematodes of the genus Ditylenchus such as the potato rot nematode (Ditylenchus destructor) and stem and bulb eelworm

(*Ditylenchus dipsaci*); nematodes of the genus *Pratylenchus* such as the cob root-lesion nematode (*Pratylenchus penetrans*), the chrysanthemum root-lesion nematode (*Pratylenchus fallax*), the coffee root nematode (*Pratylenchus coffeae*), the tea root
5 nematode (*Pratylenchus loosi*) and the walnut root-lesion nematode (*Pratylenchus vulnus*); nematodes of the genus *Globodera* such as the yellow potato cyst nematode (*Globodera rostochiensis*) and the white potato cyst nematode (*Globodera pallida*); nematodes of the genus *Heterodera* such as the soya
10 bean cyst nematode (*Heterodera glycines*) and the beet cyst eelworm (*Heterodera schachtii*); nematodes of the genus *Aphelenchoides* such as the rice white-tip nematode (*Aphelenchoides besseyi*), the chrysanthemum nematode (*Aphelenchoides ritzemabosi*) and the strawberry nematode
15 (*Aphelenchoides fragariae*); nematodes of the genus *Aphelenchus* such as the fungivorous nematode (*Aphelenchus avenae*); nematodes of the genus *Radopholus*, such as the burrowing nematode (*Radopholus similis*); nematodes of the genus *Tylenchulus* such as the citrus root nematode (*Tylenchulus semipenetrans*); nematodes of the genus *Rotylenchulus* such as
20 the reniform nematode (*Rotylenchulus reniformis*); tree-dwelling nematodes such as the pine wood nematode (*Bursaphelenchus xylophilus*) and the red ring nematode (*Bursaphelenchus cocophilus*) and the like.

25

Plants for the protection of which a compound of the formula (I) can be used include plants such as cereals (for example rice, barley, wheat, rye, oats, maize and the like), beans (soya bean, azuki bean, bean, broadbean, peas, peanuts and the
30 like), fruit trees/fruits (apples, citrus species, pears, grapevines, peaches, Japanese apricots, cherries, walnuts, almonds, bananas, strawberries and the like), vegetable species (cabbage, tomato, spinach, broccoli, lettuce, onions, spring onion, pepper and the like), root crops (carrot,
35 potato, sweet potato, radish, lotus root, turnip and the like), plants for industrial raw materials (cotton, hemp, paper mulberry, mitsumata, rape, beet, hops, sugar cane, sugar beet, olive, rubber, palm trees, coffee, tobacco, tea and the

like), cucurbits (pumpkin, cucumber, watermelon, melon and the like), meadow plants (cocksfoot, sorghum, timothy-grass, clover, alfalfa and the like), lawn grasses (mascarene grass, bentgrass and the like), spice plants etc. (lavender, 5 rosemary, thyme, parsley, pepper, ginger and the like) and flowers (chrysanthemums, rose, orchid and the like).

The compounds of the formula (I) are particularly suitable for controlling coffee nematodes, in particular *Pratylenchus* 10 *brachyurus*, *Pratylenchus coffeae*, *Meloidogyne exigua*, *Meloidogyne incognita*, *Meloidogyne coffeicola*, *Helicotylenchus* spp. and also *Meloidogyne paranaensis*, *Rotylenchus* spp., *Xiphinema* spp., *Tylenchorhynchus* spp. and *Scutellonema* spp.

15 The compounds of the formula (I) are particularly suitable for controlling potato nematodes, in particular *Pratylenchus* *brachyurus*, *Pratylenchus pratensis*, *Pratylenchus scribneri*, *Pratylenchus penetrans*, *Pratylenchus coffeae*, *Ditylenchus* *dipsaci* and also *Pratylenchus alleni*, *Pratylenchus andinus*, 20 *Pratylenchus cerealis*, *Pratylenchus crenatus*, *Pratylenchus hexincisus*, *Pratylenchus loosi*, *Pratylenchus neglectus*, *Pratylenchus teres*, *Pratylenchus thornei*, *Pratylenchus vulnus*, *Belonolaimus longicaudatus*, *Trichodorus cylindricus*, *Trichodorus primitivus*, *Trichodorus proximus*, *Trichodorus* 25 *similis*, *Trichodorus sparsus*, *Paratrachodorus minor*, *Paratrachodorus allius*, *Paratrachodorus nanus*, *Paratrachodorus teres*, *Meloidogyne arenaria*, *Meloidogyne fallax*, *Meloidogyne hapla*, *Meloidogyne thamesi*, *Meloidogyne incognita*, *Meloidogyne chitwoodi*, *Meloidogyne javanica*, *Nacobbus aberrans*, *Globodera* 30 *rostochiensis*, *Globodera pallida*, *Ditylenchus destructor*, *Radopholus similis*, *Rotylenchulus reniformis*, *Neotylenchus vigissi*, *Paraphelenchus pseudoparietinus*, *Aphelenchoides fragariae* and *Meloinema* spp.

35 The compounds of the formula (I) are particularly suitable for controlling tomato nematodes, in particular *Meloidogyne arenaria*, *Meloidogyne hapla*, *Meloidogyne javanica*, *Meloidogyne incognita*, *Pratylenchus penetrans* and also *Pratylenchus*

brachyurus, *Pratylenchus coffeae*, *Pratylenchus scribneri*,
Pratylenchus vulnus, *Paratrichodorus minor*, *Meloidogyne*
exigua, *Nacobbus aberrans*, *Globodera solanacearum*,
Dolichodorus heterocephalus and *Rotylenchulus reniformis*.

5

The compounds of the formula (I) are particularly suitable for
controlling cucumber plant nematodes, in particular
Meloidogyne arenaria, *Meloidogyne hapla*, *Meloidogyne javanica*,
Meloidogyne incognita, *Rotylenchulus reniformis* and
10 *Pratylenchus thornei*.

The compounds of the formula (I) are particularly suitable for
controlling cotton nematodes, in particular *Belonolaimus*
longicaudatus, *Meloidogyne incognita*, *Hoplolaimus columbus*,
15 *Hoplolaimus galeatus* and *Rotylenchulus reniformis*.

The compounds of the formula (I) are particularly suitable for
controlling maize nematodes, in particular *Belonolaimus*
longicaudatus, *Paratrichodorus minor* and also *Pratylenchus*
20 *brachyurus*, *Pratylenchus delattrei*, *Pratylenchus hexincisus*,
Pratylenchus penetrans, *Pratylenchus zaeae*, (*Belonolaimus*
gracilis), *Belonolaimus nortoni*, *Longidorus breviannulatus*,
Meloidogyne arenaria, *Meloidogyne arenaria thamesi*,
Meloidogyne graminis, *Meloidogyne incognita*, *Meloidogyne*
25 *incognita acrita*, *Meloidogyne javanica*, *Meloidogyne naasi*,
Heterodera avenae, *Heterodera oryzae*, *Heterodera zaeae*,
Punctodera chalcoensis, *Ditylenchus dipsaci*, *Hoplolaimus*
aegyptii, *Hoplolaimus magnistylus*, *Hoplolaimus galeatus*,
Hoplolaimus indicus, *Helicotylenchus digonicus*,
30 *Helicotylenchus dihystra*, *Helicotylenchus pseudorobustus*,
Xiphinema americanum, *Dolichodorus heterocephalus*,
Criconemella ornata, *Criconemella onoensis*, *Radopholus*
similis, *Rotylenchulus borealis*, *Rotylenchulus parvus*,
Tylenchorhynchus agri, *Tylenchorhynchus clarus*,
35 *Tylenchorhynchus claytoni*, *Tylenchorhynchus maximus*,
Tylenchorhynchus nudus, *Tylenchorhynchus vulgaris*,
Quinisulcius acutus, *Paratylenchus minutus*, *Hemicycliophora*
parvana, *Aglenchus agricola*, *Anguina tritici*, *Aphelenchoides*

arachidis, *Scutellonema brachyurum* and *Subanguina radiciola*.

The compounds of the formula (I) are particularly suitable for controlling soya bean nematodes, in particular *Pratylenchus*
5 *brachyurus*, *Pratylenchus pratensis*, *Pratylenchus penetrans*,
Pratylenchus scribneri, *Belonolaimus longicaudatus*, *Heterodera*
glycines, *Hoplolaimus columbus* and also *Pratylenchus coffeae*,
Pratylenchus hexincisus, *Pratylenchus neglectus*, *Pratylenchus*
10 *crenatus*, *Pratylenchus alleni*, *Pratylenchus agilis*,
Pratylenchus zaeae, *Pratylenchus vulnus*, (*Belonolaimus*
gracilis), *Meloidogyne arenaria*, *Meloidogyne incognita*,
Meloidogyne javanica, *Meloidogyne hapla*, *Hoplolaimus columbus*,
Hoplolaimus galeatus and *Rotylenchulus reniformis*.

15 The compounds of the formula (I) are particularly suitable for
controlling tobacco nematodes, in particular *Meloidogyne*
incognita, *Meloidogyne javanica* and also *Pratylenchus*
brachyurus, *Pratylenchus pratensis*, *Pratylenchus hexincisus*,
Pratylenchus penetrans, *Pratylenchus neglectus*, *Pratylenchus*
20 *crenatus*, *Pratylenchus thornei*, *Pratylenchus vulnus*,
Pratylenchus zaeae, *Longidorus elongatus*, *Paratrichodorus*
lobatus, *Trichodorus* spp., *Meloidogyne arenaria*, *Meloidogyne*
hapla, *Globodera tabacum*, *Globodera solanacearum*, *Globodera*
virginiae, *Ditylenchus dipsaci*, *Rotylenchus* spp.,
25 *Helicotylenchus* spp., *Xiphinema americanum*, *Criconemella* spp.,
Rotylenchulus reniformis, *Tylenchorhynchus claytoni*,
Paratylenchus spp. and *Tetylenchus nicotianae*.

The compounds of the formula (I) are particularly suitable for
30 controlling citrus nematodes, in particular *Pratylenchus*
coffeae and also *Pratylenchus brachyurus*, *Pratylenchus vulnus*,
Belonolaimus longicaudatus, *Paratrichodorus minor*,
Paratrichodorus porosus, *Trichodorus*, *Meloidogyne incognita*,
Meloidogyne incognita acrita, *Meloidogyne javanica*,
35 *Rotylenchus macrodoratus*, *Xiphinema americanum*, *Xiphinema*
brevicolle, *Xiphinema index*, *Criconemella* spp.,
Hemicriconemoides, *Radopholus similis* and *Radopholus*
citrophilus, *Hemicycliophora arenaria*, *Hemicycliophora nudata*

and *Tylenchulus semipenetrans*.

The compounds of the formula (I) are particularly suitable for controlling banana nematodes, in particular *Pratylenchus coffeae*, *Radopholus similis* and also *Pratylenchus giibbicaudatus*, *Pratylenchus loosi*, *Meloidogyne* spp., *Helicotylenchus multicinctus*, *Helicotylenchus dihystra* and *Rotylenchulus* spp.

10 The compounds of the formula (I) are particularly suitable for controlling pineapple nematodes, in particular *Pratylenchus zae*, *Pratylenchus pratensis*, *Pratylenchus brachyurus*, *Pratylenchus goodeyi*., *Meloidogyne* spp., *Rotylenchulus reniformis* and also *Longidorus elongatus*, *Longidorus*
15 *laevicapitatus*, *Trichodorus primitivus*, *Trichodorus minor*, *Heterodera* spp., *Ditylenchus myceliophagus*, *Hoplolaimus californicus*, *Hoplolaimus pararobustus*, *Hoplolaimus indicus*, *Helicotylenchus dihystra*, *Helicotylenchus nannus*, *Helicotylenchus multicinctus*, *Helicotylenchus erythrine*,
20 *Xiphinema dimorphicaudatum*, *Radopholus similis*, *Tylenchorhynchus digitatus*, *Tylenchorhynchus ebriensis*, *Paratylenchus minutus*, *Scutellonema clathricaudatum*, *Scutellonema bradys*, *Psilenchus tumidus*, *Psilenchus magnidens*, *Pseudohalenchus minutus*, *Criconemoides ferniae*, *Criconemoides*
25 *onoense* and *Criconemoides ornatum*.

The compounds of the formula (I) are particularly suitable for controlling grapevine nematodes, in particular *Pratylenchus vulnus*, *Meloidogyne arenaria*, *Meloidogyne incognita*,
30 *Meloidogyne javanica*, *Xiphinema americanum*, *Xiphinema index* and also *Pratylenchus pratensis*, *Pratylenchus scribneri*, *Pratylenchus neglectus*, *Pratylenchus brachyurus*, *Pratylenchus thornei* and *Tylenchulus semipenetrans*.

35 The compounds of the formula (I) are particularly suitable for controlling nematodes in tree crops - pome fruit, in particular *Pratylenchus penetrans* and also *Pratylenchus vulnus*, *Longidorus elongatus*, *Meloidogyne incognita* and

Meloidogyne hapla.

The compounds of the formula (I) are particularly suitable for controlling nematodes in tree crops - stone fruit, in particular *Pratylenchus penetrans*, *Pratylenchus vulnus*, *Meloidogyne arenaria*, *Meloidogyne hapla*, *Meloidogyne javanica*, *Meloidogyne incognita*, *Criconemella xenoplax* and also *Pratylenchus brachyurus*, *Pratylenchus coffeae*, *Pratylenchus scribneri*, *Pratylenchus zaeae*, *Belonolaimus longicaudatus*, *Helicotylenchus dihystra*, *Xiphinema americanum*, *Criconemella curvata*, *Tylenchorhynchus claytoni*, *Paratylenchus hamatus*, *Paratylenchus projectus*, *Scutellonema brachyurum* and *Hoplolaimus galeatus*.

The compounds of the formula (I) are particularly suitable for controlling nematodes in tree crops, sugar cane and rice, in particular *Trichodorus* spp., *Criconemella* spp. and also *Pratylenchus* spp., *Paratrachodorus* spp., *Meloidogyne* spp., *Helicotylenchus* spp., *Tylenchorhynchus* spp., *Aphelenchoides* spp., *Heterodera* spp., *Xiphinema* spp. and *Cacopaurus pestis*.

In the present context, the term "nematodes" also refers to nematodes damaging humans or animals.

Specific nematode species harmful to humans or to animals are:

Trichinellida, for example: *Trichuris* spp., *Capillaria* spp., *Paracapillaria* spp., *Eucoleus* spp., *Trichomosoides* spp., *Trichinella* spp.

30

From the order of the *Tylenchida*, for example: *Micronema* spp., *Strongyloides* spp.

From the order of the *Rhabditida*, for example: *Strongylus* spp., *Triodontophorus* spp., *Oesophagodontus* spp., *Trichonema* spp., *Gyaloccephalus* spp., *Cylindropharynx* spp., *Poteriostomum* spp., *Cyclococercus* spp., *Cylicostephanus* spp., *Oesophagostomum* spp., *Chabertia* spp., *Stephanurus* spp.,

35

Ancylostoma spp., Uncinaria spp., Necator spp., Bunostomum spp., Globocephalus spp., Syngamus spp., Cyathostoma spp., Metastrongylus spp., Dictyocaulus spp., Muellerius spp., Protostrongylus spp., Neoststrongylus spp., Cystocaulus spp.,
 5 Pneumoststrongylus spp., Spicocaulus spp., Elaphoststrongylus spp., Parelaphoststrongylus spp., Crenosoma spp., Paracrenosoma spp., Oslerus spp., Angiostrongylus spp., Aelurostrongylus spp., Filaroides spp., Parafilaroides spp., Trichostrongylus spp., Haemonchus spp., Ostertagia spp., Teladorsagia spp.,
 10 Marshallagia spp., Cooperia spp., Nippostrongylus spp., Heligmosomoides spp., Nematodirus spp., Hyoststrongylus spp., Obeliscoides spp., Amidostomum spp., Ollulanus spp.

From the order of the Spirurida, for example: Oxyuris spp.,
 15 Enterobius spp., Passalurus spp., Syphacia spp., Aspicularis spp., Heterakis spp.; Ascaris spp., Toxascaris spp., Toxocara spp., Baylisascaris spp., Parascaris spp., Anisakis spp., Ascaridia spp.; Gnathostoma spp., Physaloptera spp., Thelazia spp., Gongylonema spp., Habronema spp., Parabronema spp.,
 20 Draschia spp., Dracunculus spp.; Stephanofilaria spp., Parafilaria spp., Setaria spp., Loa spp., Dirofilaria spp., Litomosoides spp., Brugia spp., Wuchereria spp., Onchocerca spp., Spirocerca spp.;

25 Many known nematicides also act against other parasitic helminths and are therefore used for controlling worms - not necessarily belonging to the group Nematoda - which are parasites in humans and animals. The present invention also relates to the use of the compounds of the formula (I) as
 30 anthelmintic medicaments. The pathogenic endoparasitic helminths include Platyhelmintha (e.g. Monogenea, cestodes and trematodes), Acanthocephala and Pentastoma. The following helminths may be mentioned as being preferred:

35 Monogenea: for example: Gyrodactylus spp., Dactylogyrus spp., Polystoma spp.

Cestodes: from the order of the Pseudophyllidea, for example:

Diphyllobothrium spp., Spirometra spp., Schistocephalus spp.,
Ligula spp., Bothridium spp., Diplogonoporus spp.

From the order of the Cyclophyllida, for example:

5 Mesocestoides spp., Anoplocephala spp., Paranoplocephala spp.,
Moniezia spp., Thysanosoma spp., Thysaniezia spp., Avitellina
spp., Stilesia spp., Cittotaenia spp., Andyra spp., Bertiella
spp., Taenia spp., Echinococcus spp., Hydatigera spp.,
Davainea spp., Raillietina spp., Hymenolepis spp., Echinolepis
10 spp., Echinocotyle spp., Diorchis spp., Dipylidium spp.,
Joyeuxiella spp., Diplopylidium spp.

Trematodes: from the class of the Digenea, for example:

Diplostomum spp., Posthodiplostomum spp., Schistosoma spp.,
15 Trichobilharzia spp., Ornithobilharzia spp., Austrobilharzia
spp., Gigantobilharzia spp., Leucochloridium spp., Brachylaima
spp., Echinostoma spp., Echinoparyphium spp., Echinochasmus
spp., Hypoderaeum spp., Fasciola spp., Fascioloides spp.,
Fasciolopsis spp., Cyclocoelum spp., Typhlocoelum spp.,
20 Paramphistomum spp., Calicophoron spp., Cotylophoron spp.,
Gigantocotyle spp., Fischoederius spp., Gastrothylacus spp.,
Notocotylus spp., Catatropis spp., Plagiorchis spp.,
Prosthogonimus spp., Dicrocoelium spp., Eurytrema spp.,
Troglotrema spp., Paragonimus spp., Collyriclum spp.,
25 Nanophyetus spp., Opisthorchis spp., Clonorchis spp.,
Metorchis spp., Heterophyes spp., Metagonimus spp.

Acanthocephala: from the order of the Oligacanthorhynchida,
for example: Macracanthorhynchus spp., Prosthenoorchis spp.;

30 from the order of the Polymorphida, for example: Filicollis
spp.; from the order of the Moniliformida, for example:
Moniliformis spp.

From the order of the Echinorhynchida, for example,

35 Acanthocephalus spp., Echinorhynchus spp., Leptorhynchoides
spp.

Pentastoma: from the order of the Porocephalida, for example,

Linguatula spp.

In the veterinary field and in animal husbandry, the administration of the compounds of the formula (I) is carried out in a known manner, directly or enterally, parenterally, 5 dermally or nasally in the form of suitable use forms. Administration may be prophylactic or therapeutic.

The compounds of the formula (I) can optionally, at certain concentrations or application rates, also be used as 10 herbicides, safeners, growth regulators or agents to improve plant properties, as microbicides or gametocides, for example as fungicides, antimycotics, bactericides, virucides (including agents against viroids) or as agents against MLO 15 (mycoplasma-like organisms) and RLO (rickettsia-like organisms). If appropriate, they can also be used as intermediates or precursors for the synthesis of other active compounds.

20 **Formulations**

The present invention further relates to formulations and use forms prepared therefrom as pesticides, for example drench, drip and spray liquors, comprising at least one compound of 25 the formula (I). In some cases, the use forms comprise further pesticides and/or adjuvants which improve action, such as penetrants, e.g. vegetable oils, for example rapeseed oil, sunflower oil, mineral oils, for example paraffin oils, alkyl esters of vegetable fatty acids, for example rapeseed oil 30 methyl ester or soya oil methyl ester, or alkanol alkoxyates and/or spreaders, for example alkylsiloxanes and/or salts, for example organic or inorganic ammonium or phosphonium salts, for example ammonium sulphate or diammonium hydrogenphosphate and/or retention promoters, for example dioctyl 35 sulphosuccinate or hydroxypropylguar polymers and/or humectants, for example glycerol and/or fertilizers, for example ammonium-, potassium- or phosphorus-containing fertilizers.

Customary formulations are, for example, water-soluble liquids (SL), emulsion concentrates (EC), emulsions in water (EW), suspension concentrates (SC, SE, FS, OD), water-dispersible granules (WG), granules (GR) and capsule concentrates (CS); these and further possible formulation types are described, for example, by Crop Life International and in Pesticide Specifications, Manual on development and use of FAO and WHO specifications for pesticides, FAO Plant Production and Protection Papers - 173, prepared by the FAO/WHO Joint Meeting on Pesticide Specifications, 2004, ISBN: 9251048576. The formulations, in addition to one or more compounds of the formula (I), optionally comprise further agrochemically active compounds.

Preference is given to formulations or use forms comprising auxiliaries, for example extenders, solvents, spontaneity promoters, carriers, emulsifiers, dispersants, frost protection agents, biocides, thickeners and/or further auxiliaries, for example adjuvants. An adjuvant in this context is a component which enhances the biological effect of the formulation, without the component itself having any biological effect. Examples of adjuvants are agents which promote retention, spreading, attachment to the leaf surface or penetration.

These formulations are prepared in a known way, for example by mixing the compounds of the formula (I) with auxiliaries such as, for example, extenders, solvents and/or solid carriers and/or other auxiliaries such as, for example, surfactants. The formulations are produced either in suitable facilities or else before or during application.

The auxiliaries used may be substances suitable for imparting special properties, such as certain physical, technical and/or biological properties, to the formulation of the compounds of the formula (I), or to the use forms prepared from these formulations (for example ready-to-use pesticides such as

spray liquors or seed dressing products).

Suitable extenders are, for example, water, polar and nonpolar organic chemical liquids, for example from the classes of the aromatic and non-aromatic hydrocarbons (such as paraffins, 5 alkylbenzenes, alkylnaphthalenes, chlorobenzenes), the alcohols and polyols (which, if appropriate, may also be substituted, etherified and/or esterified), the ketones (such as acetone, cyclohexanone), esters (including fats and oils) 10 and (poly)ethers, the unsubstituted and substituted amines, amides, lactams (such as N-alkylpyrrolidones) and lactones, the sulphones and sulphoxides (such as dimethyl sulphoxide).

If the extender utilized is water, it is also possible to use, 15 for example, organic solvents as auxiliary solvents. Useful liquid solvents are essentially: aromatics such as xylene, toluene or alkylnaphthalenes, chlorinated aromatics or chlorinated aliphatic hydrocarbons such as chlorobenzenes, chloroethylenes or methylene chloride, aliphatic hydrocarbons 20 such as cyclohexane or paraffins, for example mineral oil fractions, mineral and vegetable oils, alcohols such as butanol or glycol and their ethers and esters, ketones such as acetone, methyl ethyl ketone, methyl isobutyl ketone or cyclohexanone, strongly polar solvents such as 25 dimethylformamide and dimethyl sulphoxide, and water.

In principle, it is possible to use all suitable solvents. Examples of suitable solvents are aromatic hydrocarbons, such as xylene, toluene or alkylnaphthalenes, chlorinated aromatic 30 or aliphatic hydrocarbons, such as chlorobenzene, chloroethylene or methylene chloride, aliphatic hydrocarbons, such as cyclohexane, paraffins, mineral oil fractions, mineral and vegetable oils, alcohols, such as methanol, ethanol, isopropanol, butanol or glycol and their ethers and esters, 35 ketones such as acetone, methyl ethyl ketone, methyl isobutyl ketone or cyclohexanone, strongly polar solvents, such as dimethyl sulphoxide, and also water.

In principle, it is possible to use all suitable carriers. Useful carriers especially include: for example ammonium salts and ground natural minerals such as kaolins, clays, talc, chalk, quartz, attapulgite, montmorillonite or diatomaceous
5 earth, and ground synthetic minerals such as finely divided silica, alumina and natural or synthetic silicates, resins, waxes and/or solid fertilizers. It is likewise possible to use mixtures of such carriers. Useful carriers for granules include: for example crushed and fractionated natural rocks
10 such as calcite, marble, pumice, sepiolite, dolomite, and synthetic granules of inorganic and organic flours, and also granules of organic material such as sawdust, paper, coconut shells, maize and tobacco stalks.

15 It is also possible to use liquefied gaseous extenders or solvents. Especially suitable are those extenders or carriers which are gaseous at standard temperature and under atmospheric pressure, for example aerosol propellants such as halogenated hydrocarbons, and also butane, propane, nitrogen
20 and carbon dioxide.

Examples of emulsifiers and/or foam formers, dispersants or wetting agents having ionic or nonionic properties or mixtures of these surface-active substances are salts of polyacrylic
25 acid, salts of lignosulphonic acid, salts of phenolsulphonic acid or naphthalenesulphonic acid, polycondensates of ethylene oxide with fatty alcohols or with fatty acids or with fatty amines, with substituted phenols (preferably alkylphenols or arylphenols), salts of sulphosuccinic esters, taurine
30 derivatives (preferably alkyl taurates), phosphoric esters of polyethoxylated alcohols or phenols, fatty acid esters of polyols, and derivatives of the compounds containing sulphates, sulphonates and phosphates, for example alkylaryl polyglycol ethers, alkylsulphonates, alkyl sulphates,
35 arylsulphonates, protein hydrolysates, lignosulphite waste liquors and methylcellulose. The presence of a surfactant is advantageous if one of the compounds of the formula (I) and/or one of the inert carriers is insoluble in water and when the

application takes place in water.

Further auxiliaries which may be present in the formulations and the use forms derived therefrom are dyes such as inorganic pigments, for example iron oxide, titanium oxide and Prussian Blue, and organic dyes such as alizarin dyes, azo dyes and metal phthalocyanine dyes, and nutrients and trace nutrients such as salts of iron, manganese, boron, copper, cobalt, molybdenum and zinc.

10

Additional components which may be present are stabilizers, such as cold stabilizers, preservatives, antioxidants, light stabilizers, or other agents which improve chemical and/or physical stability. Foam generators or antifoams may also be present.

15

In addition, the formulations and the use forms derived therefrom may also comprise, as additional auxiliaries, stickers such as carboxymethylcellulose and natural and synthetic polymers in the form of powders, granules or latices, such as gum arabic, polyvinyl alcohol and polyvinyl acetate, or else natural phospholipids such as cephalins and lecithins and synthetic phospholipids. Further auxiliaries may be mineral and vegetable oils.

25

It is possible if appropriate for still further auxiliaries to be present in the formulations and the use forms derived therefrom. Examples of such additives are fragrances, protective colloids, binders, adhesives, thickeners, thixotropic agents, penetrants, retention promoters, stabilizers, sequestrants, complexing agents, humectants, spreaders. In general, the compounds of the formula (I) can be combined with any solid or liquid additive commonly used for formulation purposes.

35

Useful retention promoters include all those substances which reduce dynamic surface tension, for example dioctyl sulphosuccinate, or increase viscoelasticity, for example

hydroxypropylguar polymers.

Suitable penetrants in the present context are all those substances which are usually used for improving the penetration of agrochemical active compounds into plants. Penetrants are defined in this context by their ability to penetrate from the (generally aqueous) application liquor and/or from the spray coating into the cuticle of the plant and hence increase the mobility of the active compounds in the cuticle. The method described in the literature (Baur et al., 1997, Pesticide Science 51, 131-152) can be used for determining this property. Examples include alcohol alkoxyates such as coconut fatty ethoxylate (10) or isotridecyl ethoxylate (12), fatty acid esters, for example rapeseed oil methyl ester or soya oil methyl ester, fatty amine alkoxyates, for example tallowamine ethoxylate (15), or ammonium and/or phosphonium salts, for example ammonium sulphate or diammonium hydrogenphosphate.

The formulations preferably comprise between 0.00000001% and 98% by weight of the compound of the formula (I), more preferably between 0.01% and 95% by weight of the compound of the formula (I), most preferably between 0.5% and 90% by weight of the compound of the formula (I), based on the weight of the formulation.

The content of the compound of the formula (I) in the use forms prepared from the formulations (in particular pesticides) may vary within wide ranges. The concentration of the compound of the formula (I) in the use forms may typically be between 0.00000001% and 95% by weight of the compound of the formula (I), preferably between 0.00001% and 1% by weight, based on the weight of the use form. Application is accomplished in a customary manner appropriate for the use forms.

Mixtures

The compounds of the formula (I) can also be used in a mixture with one or more suitable fungicides, bactericides, acaricides, molluscicides, nematocides, insecticides, microbiological agents, beneficial organisms, herbicides, fertilizers, bird repellents, phytotonics, sterilants, safeners, semiochemicals and/or plant growth regulators, in order thus, for example, to broaden the spectrum of action, prolong the period of action, enhance the rate of action, prevent repellency or prevent evolution of resistance. In addition, active compound combinations of this kind can improve plant growth and/or tolerance to abiotic factors, for example high or low temperatures, to drought or to elevated water content or soil salinity. It is also possible to improve flowering and fruiting performance, optimize germination capacity and root development, facilitate harvesting and improve yields, influence maturation, improve the quality and/or the nutritional value of the harvested products, prolong storage life and/or improve the processability of the harvested products.

20

In addition, the compounds of the formula (I) may be present in a mixture with other active compounds or semiochemicals such as attractants and/or bird repellents and/or plant activators and/or growth regulators and/or fertilizers. Likewise, the compounds of the formula (I) can be used in mixtures with agents to improve plant properties, for example growth, yield and quality of the harvested material.

25

In a particular embodiment according to the invention, the compounds of the formula (I) are present in formulations or in the use forms prepared from these formulations in a mixture with further compounds, preferably those as described below.

30

If one of the compounds mentioned below can occur in different tautomeric forms, these forms are also included even if not explicitly mentioned in each case.

35

Insecticides/acaricides/nematicides

The active compounds specified here with their common names are known and are described for example in "The Pesticide Manual", 16th ed., British Crop Protection Council 2012, or
5 can be searched for on the Internet (e.g. <http://www.alanwood.net/pesticides>).

(1) Acetylcholinesterase (AChE) inhibitors, such as, for example, carbamates, for example alanycarb, aldicarb,
10 bendiocarb, benfuracarb, butocarboxim, butoxycarboxim, carbaryl, carbofuran, carbosulfan, ethiofencarb, fenobucarb, formetanate, furathiocarb, isoprocarb, methiocarb, methomyl, metolcarb, oxamyl, pirimicarb, propoxur, thiodicarb, thiofanox, triazamate, trimethacarb, XMC and xylylcarb; or
15 organophosphates, for example acephate, azamethiphos, azinphos-ethyl, azinphos-methyl, cadusafos, chlorethoxyfos, chlorfenvinphos, chlormephos, chlorpyrifos, chlorpyrifos-methyl, coumaphos, cyanophos, demeton-S-methyl, diazinon, dichlorvos/DDVP, dicrotophos, dimethoate, dimethylvinphos,
20 disulfoton, EPN, ethion, ethoprophos, famphur, fenamiphos, fenitrothion, fenthion, fosthiazate, heptenophos, imicyafos, isofenphos, isopropyl O-(methoxyaminothiophosphoryl) salicylate, isoxathion, malathion, mecarbam, methamidophos, methidathion, mevinphos, monocrotophos, naled, omethoate,
25 oxydemeton-methyl, parathion, parathion-methyl, phenthoate, phorate, phosalone, phosmet, phosphamidon, phoxim, pirimiphos-methyl, profenofos, propetamphos, prothiofos, pyraclofos, pyridaphenthion, quinalphos, sulfotep, tebupirimfos, temephos, terbufos, tetrachlorvinphos, thiometon, triazophos, trichlorfon
30 and vamidothion.

(2) GABA-gated chloride channel antagonists, for example cyclodiene-organochlorines, e.g. chlordane and endosulfan or phenylpyrazoles (fiproles), e.g. ethiprole and fipronil.

35

(3) Sodium channel modulators/voltage-gated sodium channel blockers, for example pyrethroids, e.g. acrinathrin, allethrin, d-cis-trans allethrin, d-trans allethrin,

bifenthrin, bioallethrin, bioallethrin s-cyclopentenyl isomer, bioresmethrin, cycloprothrin, cyfluthrin, beta-cyfluthrin, cyhalothrin, lambda-cyhalothrin, gamma-cyhalothrin, cypermethrin, alpha-cypermethrin, beta-cypermethrin, theta-cypermethrin, zeta-cypermethrin, cyphenothrin [(1R)-trans isomer], deltamethrin, empenthrin [(EZ)-(1R) isomer], esfenvalerate, etofenprox, fenpropathrin, fenvalerate, flucythrinate, flumethrin, tau-fluvalinate, halfenprox, imiprothrin, kadethrin, momfluorothrin, permethrin, phenothrin
5 cypermethrin, zeta-cypermethrin, cyphenothrin [(1R)-trans isomer], deltamethrin, empenthrin [(EZ)-(1R) isomer], esfenvalerate, etofenprox, fenpropathrin, fenvalerate, flucythrinate, flumethrin, tau-fluvalinate, halfenprox, imiprothrin, kadethrin, momfluorothrin, permethrin, phenothrin
10 [(1R)-trans isomer], prallethrin, pyrethrins (pyrethrum), resmethrin, silafluofen, tefluthrin, tetramethrin, tetramethrin [(1R) isomer]], tralomethrin and transfluthrin or DDT or methoxychlor.

15 (4) Nicotinergetic acetylcholine receptor (nAChR) agonists, for example neonicotinoids, e.g. acetamiprid, clothianidin, dinotefuran, imidacloprid, nitenpyram, thiacloprid and thiamethoxam or nicotine or sulfoxaflor or flupyradifurone.

20 (5) Allosteric activators of the nicotinergetic acetylcholine receptor (nAChR), for example spinosyns, e.g. spinetoram and spinosad.

(6) Chloride channel activators, for example
25 avermectins/milbemycins, e.g. abamectin, emamectin benzoate, lepimectin and milbemectin.

(7) Juvenile hormone imitators, for example, juvenile hormone analogues, e.g. hydroprene, kinoprene and methoprene or
30 fenoxycarb or pyriproxyfen.

(8) Active compounds having unknown or nonspecific mechanisms of action, for example

35 alkyl halides, e.g. methyl bromide and other alkyl halides; or chloropicrine or sulphuryl fluoride or borax or tartar emetic.

(9) Selective antifeedants, e.g. pymetrozine or flonicamid.

(10) Mite growth inhibitors, e.g. clofentezine, hexythiazox and diflovidazin or etoxazole.

5 (11) Microbial disruptors of the insect gut membrane, e.g. Bacillus thuringiensis subspecies israelensis, Bacillus sphaericus, Bacillus thuringiensis subspecies aizawai, Bacillus thuringiensis subspecies kurstaki, Bacillus thuringiensis subspecies tenebrionis, and BT plant proteins:
10 Cry1Ab, Cry1Ac, Cry1Fa, Cry2Ab, mCry3A, Cry3Ab, Cry3Bb, Cry34/35Ab1.

(12) Oxidative phosphorylation inhibitors, ATP disruptors, for example diafenthiuron or organotin compounds, e.g.
15 azocyclotin, cyhexatin and fenbutatin oxide or propargite or tetradifon.

(13) Oxidative phosphorylation decouplers that interrupt the H proton gradient, for example chlorfenapyr, DNOC and
20 sulfluramid.

(14) Nicotinerpic acetylcholine receptor antagonists, for example bensultap, cartap hydrochloride, thiocyclam, and thiosultap-sodium.
25

(15) Chitin biosynthesis inhibitors, type 0, for example bistrifluron, chlorfluazuron, diflubenzuron, flucyclozuron, flufenoxuron, hexaflumuron, lufenuron, novaluron, noviflumuron, teflubenzuron and triflumuron.
30

(16) Chitin biosynthesis inhibitors, type 1, for example buprofezin.

(17) Molting inhibitors (especially for Diptera, i.e. dipterans), for example cyromazine.
35

(18) Ecdysone receptor agonists, for example chromafenozide, halofenozide, methoxyfenozide and tebufenozide.

(19) Octopaminergic agonists, for example amitraz.

(20) Complex-III electron transport inhibitors, for example
5 hydramethylnon or acequinocyl or fluacrypyrim.

(21) Complex-I electron transport inhibitors, for example METI
acaricides, e.g. fenazaquin, fenpyroximate, pyrimidifen,
pyridaben, tebufenpyrad and tolfenpyrad or rotenone (Derris).

10

(22) Voltage-gated sodium channel blockers, for example
indoxacarb or metaflumizone.

(23) Inhibitors of acetyl-CoA carboxylase, for example
15 tetronic and tetramic acid derivatives, e.g. spirodiclofen,
spiromesifen and spirotetramat.

(24) Complex-IV electron transport inhibitors, for example
phosphines, e.g. aluminium phosphide, calcium phosphide,
20 phosphine and zinc phosphide or cyanide.

(25) Complex-II electron transport inhibitors, for example
cyenopyrafen and cyflumetofen.

25 (28) Ryanodine receptor effectors, for example diamides, e.g.
chlorantraniliprole, cyantraniliprole and flubendiamide.

Further active compounds having an unknown or unclear
mechanism of action, for example afidopyropen, afoxolaner,
30 azadirachtin, benclonthiaz, benzoximate, bifenazate,
broflanilide, bromopropylate, chinomethionat, cryolite,
cyclaniliprole, cycloxaprid, cyhalodiamide, dicloromezotiaz,
dicofol, diflovidazin, flometoquin, fluazaindolizine,
fluensulfone, flufenerim, flufenoxystrobin, flufiprole,
35 fluhexafon, fluopyram, fluralaner, fluxametamide, fufenozide,
guadipyr, heptafluthrin, imidaclothiz, iprodione, lotilaner,
meperfluthrin, paichongding, pyflubumide, pyridalyl,
pyrifluquinazon, pyriminostrobin, sarolaner,

tetramethylfluthrin, tetraniliprole, tetrachlorantraniliprole, tioxazafen, triflumezopyrim and iodomethane; and additionally preparations based on *Bacillus firmus* (I-1582, BioNeem, Votivo), and the following known active compounds: 1-{2-
5 fluoro-4-methyl-5-[(2,2,2-trifluoroethyl)sulphonyl]phenyl}-3-(trifluoromethyl)-1H-1,2,4-triazole-5-amine (known from WO2006/043635), {1'-[(2E)-3-(4-chlorophenyl)prop-2-en-1-yl]-5-fluorospiro[indol-3,4'-piperidin]-1(2H)-yl}(2-chloropyridin-4-yl)methanone (known from WO2003/106457), 2-chloro-N-[2-{1-
10 [(2E)-3-(4-chlorophenyl)prop-2-en-1-yl]piperidin-4-yl}-4-(trifluoromethyl)phenyl]isonicotinamide (known from WO2006/003494), 3-(2,5-dimethylphenyl)-4-hydroxy-8-methoxy-1,8-diazaspiro[4.5]dec-3-en-2-one (known from WO2009/049851),
15 3-(2,5-dimethylphenyl)-8-methoxy-2-oxo-1,8-diazaspiro[4.5]dec-3-en-4-ylethyl carbonate (known from WO2009/049851), 4-(but-2-yn-1-yloxy)-6-(3,5-dimethylpiperidin-1-yl)-5-fluoropyrimidine (known from WO2004/099160), 4-(but-2-yn-1-yloxy)-6-(3-chlorophenyl)pyrimidine (known from WO2003/076415), PF1364 (CAS Reg.No. 1204776-60-2), methyl 2-[2-({[3-bromo-1-(3-
20 chloropyridin-2-yl)-1H-pyrazol-5-yl]carbonyl}amino)-5-chloro-3-methylbenzoyl]-2-methylhydrazinecarboxylate (known from WO2005/085216), methyl 2-[2-({[3-bromo-1-(3-chloropyridin-2-yl)-1H-pyrazol-5-yl]carbonyl}amino)-5-cyano-3-methylbenzoyl]-
25 2-ethylhydrazinecarboxylate (known from WO2005/085216), methyl 2-[2-({[3-bromo-1-(3-chloropyridin-2-yl)-1H-pyrazol-5-yl]carbonyl}amino)-5-cyano-3-methylbenzoyl]-2-methylhydrazinecarboxylate (known from WO2005/085216), methyl 2-[3,5-dibromo-2-({[3-bromo-1-(3-chloropyridin-2-yl)-1H-
30 pyrazol-5-yl]carbonyl}amino)benzoyl]-2-ethylhydrazinecarboxylate (known from WO2005/085216), N-[2-(5-amino-1,3,4-thiadiazol-2-yl)-4-chloro-6-methylphenyl]-3-bromo-1-(3-chloropyridin-2-yl)-1H-pyrazole-5-carboxamide (known from CN102057925), 4-[5-(3,5-dichlorophenyl)-5-(trifluoromethyl)-4,5-dihydro-1,2-oxazol-3-yl]-2-methyl-N-(1-oxidothietan-3-
35 yl)benzamide (known from WO2009/080250), N-[(2E)-1-[(6-chloropyridin-3-yl)methyl]pyridin-2(1H)-ylidene]-2,2,2-trifluoroacetamide (known from WO2012/029672), 1-[(2-chloro-1,3-thiazol-5-yl)methyl]-4-oxo-3-phenyl-4H-pyrido[1,2-

alpyrimidin-1-ium-2-olate (known from WO2009/099929), 1-[(6-chloropyridin-3-yl)methyl]-4-oxo-3-phenyl-4H-pyrido[1,2-a]pyrimidin-1-ium-2-olate (known from WO2009/099929), 4-(3-{2,6-dichloro-4-[(3,3-dichloroprop-2-en-1-yl)oxy]phenoxy}propoxy)-2-methoxy-6-(trifluoromethyl)pyrimidine (known from CN101337940), N-[2-(tert-butylcarbamoyl)-4-chloro-6-methylphenyl]-1-(3-chloropyridin-2-yl)-3-(fluoromethoxy)-1H-pyrazole-5-carboxamide (known from WO2008/134969), butyl [2-(2,4-dichlorophenyl)-3-oxo-4-oxaspiro[4.5]dec-1-en-1-yl]carbonate (known from CN 102060818), (3E)-3-[1-[(6-chloro-3-pyridyl)methyl]-2-pyridinylidene]-1,1,1-trifluoropropan-2-one (known from WO2013/144213, N-(methylsulphonyl)-6-[2-(pyridin-3-yl)-1,3-thiazol-5-yl]pyridine-2-carboxamide (known from WO2012/000896), N-[3-(benzylcarbamoyl)-4-chlorophenyl]-1-methyl-3-(pentafluoroethyl)-4-(trifluoromethyl)-1H-pyrazole-5-carboxamide (known from WO2010/051926).

Fungicides

The active compounds specified herein by their common name are known and described, for example, in "Pesticide Manual" or on the Internet (for example: <http://www.alanwood.net/pesticides>).

All the fungicidal mixing components listed in classes (1) to (15) may optionally form salts with corresponding bases or acids if suitable functional groups are present. In addition, the fungicidal mixing components listed in classes (1) to (15) also include tautomeric forms if tautomerism is possible.

(1) Ergosterol biosynthesis inhibitors, for example (1.01) aldimorph, (1.02) azaconazole, (1.03) bitertanol, (1.04) bromuconazole, (1.05) cyproconazole, (1.06) diclobutrazole, (1.07) difenoconazole, (1.08) diniconazole, (1.09) diniconazole-M, (1.10) dodemorph, (1.11) dodemorph acetate, (1.12) epoxiconazole, (1.13) etaconazole, (1.14) fenarimol, (1.15) fenbuconazole, (1.16) fenhexamid, (1.17) fenpropidin,

(1.18) fenpropimorph, (1.19) fluquinconazole, (1.20) flurprimidol, (1.21) flusilazole, (1.22) flutriafole, (1.23) furconazole, (1.24) furconazole-cis, (1.25) hexaconazole, (1.26) imazalil, (1.27) imazalil sulphate, (1.28) imibenconazole, (1.29) ipconazole, (1.30) metconazole, (1.31) myclobutanil, (1.32) naftifin, (1.33) nuarimol, (1.34) oxpoconazole, (1.35) paclobutrazole, (1.36) pefurazoate, (1.37) penconazole, (1.38) piperalin, (1.39) prochloraz, (1.40) propiconazole, (1.41) prothioconazole, (1.42) pyributicarb, (1.43) pyrifenox, (1.44) quinconazole, (1.45) simeconazole, (1.46) spiroxamine, (1.47) tebuconazole, (1.48) terbinafin, (1.49) tetraconazole, (1.50) triadimefon, (1.51) triadimenol, (1.52) tridemorph, (1.53) triflumizole, (1.54) triforine, (1.55) triticonazole, (1.56) uniconazole, (1.57) uniconazole-P, (1.58) viniconazole, (1.59) voriconazole, (1.60) 1-(4-chlorophenyl)-2-(1H-1,2,4-triazol-1-yl)cycloheptanol, (1.61) methyl 1-(2,2-dimethyl-2,3-dihydro-1H-inden-1-yl)-1H-imidazole-5-carboxylate, (1.62) N'-(5-(difluoromethyl)-2-methyl-4-[3-(trimethylsilyl)propoxy]phenyl)-N-ethyl-N-methylimidoformamide, (1.63) N-ethyl-N-methyl-N'-(2-methyl-5-(trifluoromethyl)-4-[3-(trimethylsilyl)propoxy]phenyl)imidoformamide, (1.64) O-[1-(4-methoxyphenoxy)-3,3-dimethylbutan-2-yl]-1H-imidazole 1-carbothioate, (1.65) pyrisoxazole, (1.66) 2-([3-(2-chlorophenyl)-2-(2,4-difluorophenyl)oxiran-2-yl]methyl)-2,4-dihydro-3H-1,2,4-triazole-3-thione, (1.67) 1-([3-(2-chlorophenyl)-2-(2,4-difluorophenyl)oxiran-2-yl]methyl)-1H-1,2,4-triazol-5-yl thiocyanate, (1.68) 5-(allylsulphanyl)-1-([3-(2-chlorophenyl)-2-(2,4-difluorophenyl)oxiran-2-yl]methyl)-1H-1,2,4-triazole, (1.69) 2-[1-(2,4-dichlorophenyl)-5-hydroxy-2,6,6-trimethylheptan-4-yl]-2,4-dihydro-3H-1,2,4-triazole-3-thione, (1.70) 2-([rel(2R,3S)-3-(2-chlorophenyl)-2-(2,4-difluorophenyl)oxiran-2-yl]methyl)-2,4-dihydro-3H-1,2,4-triazole-3-thione, (1.71) 2-([rel(2R,3R)-3-(2-chlorophenyl)-2-(2,4-difluorophenyl)oxiran-2-yl]methyl)-2,4-dihydro-3H-1,2,4-triazole-3-thione, (1.72) 1-([rel(2R,3S)-3-(2-chlorophenyl)-2-(2,4-difluorophenyl)oxiran-2-yl]methyl)-

1H-1,2,4-triazol-5-yl thiocyanate, (1.73) 1-{{rel(2R,3R)-3-(2-chlorophenyl)-2-(2,4-difluorophenyl)oxiran-2-yl}methyl}-1H-1,2,4-triazol-5-yl thiocyanate, (1.74) 5-(allylsulphanlyl)-1-{{rel(2R,3S)-3-(2-chlorophenyl)-2-(2,4-difluorophenyl)oxiran-2-yl}methyl}-1H-1,2,4-triazole, (1.75) 5-(allylsulphanlyl)-1-{{rel(2R,3R)-3-(2-chlorophenyl)-2-(2,4-difluorophenyl)oxiran-2-yl}methyl}-1H-1,2,4-triazole, (1.76) 2-[(2S,4S,5S)-1-(2,4-dichlorophenyl)-5-hydroxy-2,6,6-trimethylheptan-4-yl]-2,4-dihydro-3H-1,2,4-triazole-3-thione, (1.77) 2-[(2R,4S,5S)-1-(2,4-dichlorophenyl)-5-hydroxy-2,6,6-trimethylheptan-4-yl]-2,4-dihydro-3H-1,2,4-triazole-3-thione, (1.78) 2-[(2R,4R,5R)-1-(2,4-dichlorophenyl)-5-hydroxy-2,6,6-trimethylheptan-4-yl]-2,4-dihydro-3H-1,2,4-triazole-3-thione, (1.79) 2-[(2S,4R,5R)-1-(2,4-dichlorophenyl)-5-hydroxy-2,6,6-trimethylheptan-4-yl]-2,4-dihydro-3H-1,2,4-triazole-3-thione, (1.80) 2-[(2S,4S,5R)-1-(2,4-dichlorophenyl)-5-hydroxy-2,6,6-trimethylheptan-4-yl]-2,4-dihydro-3H-1,2,4-triazole-3-thione, (1.81) 2-[(2R,4S,5R)-1-(2,4-dichlorophenyl)-5-hydroxy-2,6,6-trimethylheptan-4-yl]-2,4-dihydro-3H-1,2,4-triazole-3-thione, (1.82) 2-[(2R,4R,5S)-1-(2,4-dichlorophenyl)-5-hydroxy-2,6,6-trimethylheptan-4-yl]-2,4-dihydro-3H-1,2,4-triazole-3-thione, (1.83) 2-[(2S,4R,5S)-1-(2,4-dichlorophenyl)-5-hydroxy-2,6,6-trimethylheptan-4-yl]-2,4-dihydro-3H-1,2,4-triazole-3-thione, (1.84) 2-[4-(4-chlorophenoxy)-2-(trifluoromethyl)phenyl]-1-(1H-1,2,4-triazol-1-yl)propan-2-ol, (1.85) 2-[4-(4-chlorophenoxy)-2-(trifluoromethyl)phenyl]-1-(1H-1,2,4-triazol-1-yl)butan-2-ol, (1.86) 2-[4-(4-chlorophenoxy)-2-(trifluoromethyl)phenyl]-1-(1H-1,2,4-triazol-1-yl)pentan-2-ol, (1.87) 2-[2-chloro-4-(4-chlorophenoxy)phenyl]-1-(1H-1,2,4-triazol-1-yl)butan-2-ol, (1.88) 2-[2-chloro-4-(2,4-dichlorophenoxy)phenyl]-1-(1H-1,2,4-triazol-1-yl)propan-2-ol, (1.89) (2R)-2-(1-chlorocyclopropyl)-4-[(1R)-2,2-dichlorocyclopropyl]-1-(1H-1,2,4-triazol-1-yl)butan-2-ol, (1.90) (2R)-2-(1-chlorocyclopropyl)-4-[(1S)-2,2-dichlorocyclopropyl]-1-(1H-1,2,4-triazol-1-yl)butan-2-ol, (1.91) (2S)-2-(1-chlorocyclopropyl)-4-[(1S)-2,2-dichlorocyclopropyl]-1-(1H-1,2,4-triazol-1-yl)butan-2-ol, (1.92) (2S)-2-(1-chlorocyclopropyl)-4-[(1R)-2,2-dichlorocyclopropyl]-1-(1H-1,2,4-triazol-1-yl)butan-2-ol,

(1.93) (1S,2R,5R)-5-(4-chlorobenzyl)-2-(chloromethyl)-2-methyl-1-(1H-1,2,4-triazol-1-ylmethyl)cyclopentanol, (1.94)
 (1R,2S,5S)-5-(4-chlorobenzyl)-2-(chloromethyl)-2-methyl-1-(1H-
 1,2,4-triazol-1-ylmethyl)cyclopentanol, (1.95) 5-(4-
 5 chlorobenzyl)-2-(chloromethyl)-2-methyl-1-(1H-1,2,4-triazol-1-
 ylmethyl)cyclopentanol.

2) Inhibitors of the respiratory chain at complex I or II, for
 example (2.01) bixafen, (2.02) boscalid, (2.03) carboxin,
 10 (2.04) diflumetorim, (2.05) fenfuram, (2.06) fluopyram, (2.07)
 flutolanil, (2.08) fluxapyroxad, (2.09) furametpyr, (2.10)
 furmecyclox, (2.11) isopyrazam (mixture of syn-epimeric
 racemate 1RS,4SR,9RS and anti-epimeric racemate 1RS,4SR,9SR),
 (2.12) isopyrazam (anti-epimeric racemate 1RS,4SR,9SR), (2.13)
 15 isopyrazam (anti-epimeric enantiomer 1R,4S,9S), (2.14)
 isopyrazam (anti-epimeric enantiomer 1S,4R,9R), (2.15)
 isopyrazam (syn-epimeric racemate 1RS,4SR,9RS), (2.16)
 isopyrazam (syn-epimeric enantiomer 1R,4S,9R), (2.17)
 isopyrazam (syn-epimeric enantiomer 1S,4R,9S), (2.18)
 20 mepronil, (2.19) oxycarboxin, (2.20) penflufen, (2.21)
 penthiopyrad, (2.22) sedaxan, (2.23) thifluzamid, (2.24) 1-
 methyl-N-[2-(1,1,2,2-tetrafluoroethoxy)phenyl]-3-
 (trifluoromethyl)-1H-pyrazole-4-carboxamide, (2.25) 3-
 (difluoromethyl)-1-methyl-N-[2-(1,1,2,2-
 25 tetrafluoroethoxy)phenyl]-1H-pyrazole-4-carboxamide, (2.26) 3-
 (difluoromethyl)-N-[4-fluoro-2-(1,1,2,3,3,3-
 hexafluoropropoxy)phenyl]-1-methyl-1H-pyrazole-4-carboxamide,
 (2.27) N-[1-(2,4-dichlorophenyl)-1-methoxypropan-2-yl]-3-
 (difluoromethyl)-1-methyl-1H-pyrazole-4-carboxamide, (2.28)
 30 5,8-difluoro-N-[2-(2-fluoro-4-{[4-(trifluoromethyl)pyridin-2-
 yl]oxy}phenyl)ethyl]quinazoline-4-amine, (2.29)
 benzovindiflupyr, (2.30) N-[(1S,4R)-9-(dichloromethylene)-
 1,2,3,4-tetrahydro-1,4-methanonaphthalen-5-yl]-3-
 (difluoromethyl)-1-methyl-1H-pyrazole-4-carboxamide, (2.31) N-
 35 [(1R,4S)-9-(dichloromethylene)-1,2,3,4-tetrahydro-1,4-
 methanonaphthalen-5-yl]-3-(difluoromethyl)-1-methyl-1H-
 pyrazole-4-carboxamide, (2.32) 3-(difluoromethyl)-1-methyl-N-
 (1,1,3-trimethyl-2,3-dihydro-1H-inden-4-yl)-1H-pyrazole-4-

carboxamide, (2.33) 1,3,5-trimethyl-N-(1,1,3-trimethyl-2,3-dihydro-1H-inden-4-yl)-1H-pyrazole-4-carboxamide, (2.34) 1-methyl-3-(trifluoromethyl)-N-(1,1,3-trimethyl-2,3-dihydro-1H-inden-4-yl)-1H-pyrazole-4-carboxamide, (2.35) 1-methyl-3-(trifluoromethyl)-N-[(3R)-1,1,3-trimethyl-2,3-dihydro-1H-inden-4-yl]-1H-pyrazole-4-carboxamide, (2.36) 1-methyl-3-(trifluoromethyl)-N-[(3S)-1,1,3-trimethyl-2,3-dihydro-1H-inden-4-yl]-1H-pyrazole-4-carboxamide, (2.37) 3-(difluoromethyl)-1-methyl-N-[(3S)-1,1,3-trimethyl-2,3-dihydro-1H-inden-4-yl]-1H-pyrazole-4-carboxamide, (2.38) 3-(difluoromethyl)-1-methyl-N-[(3R)-1,1,3-trimethyl-2,3-dihydro-1H-inden-4-yl]-1H-pyrazole-4-carboxamide, (2.39) 1,3,5-trimethyl-N-[(3R)-1,1,3-trimethyl-2,3-dihydro-1H-inden-4-yl]-1H-pyrazole-4-carboxamide, (2.40) 1,3,5-trimethyl-N-[(3S)-1,1,3-trimethyl-2,3-dihydro-1H-inden-4-yl]-1H-pyrazole-4-carboxamide, (2.41) benodanil, (2.42) 2-chloro-N-(1,1,3-trimethyl-2,3-dihydro-1H-inden-4-yl)pyridine-3-carboxamide, (2.43) isofetamid, (2.44) 1-methyl-3-(trifluoromethyl)-N-[2'-(trifluoromethyl)biphenyl-2-yl]-1H-pyrazole-4-carboxamide, (2.45) N-(4'-chlorobiphenyl-2-yl)-3-(difluoromethyl)-1-methyl-1H-pyrazole-4-carboxamide, (2.46) N-(2',4'-dichlorobiphenyl-2-yl)-3-(difluoromethyl)-1-methyl-1H-pyrazole-4-carboxamide, (2.47) 3-(difluoromethyl)-1-methyl-N-[4'-(trifluoromethyl)biphenyl-2-yl]-1H-pyrazole-4-carboxamide, (2.48) N-(2',5'-difluorobiphenyl-2-yl)-1-methyl-3-(trifluoromethyl)-1H-pyrazole-4-carboxamide, (2.49) 3-(difluoromethyl)-1-methyl-N-[4'-(prop-1-yn-1-yl)biphenyl-2-yl]-1H-pyrazole-4-carboxamide, (2.50) 5-fluoro-1,3-dimethyl-N-[4'-(prop-1-yn-1-yl)biphenyl-2-yl]-1H-pyrazole-4-carboxamide, (2.51) 2-chloro-N-[4'-(prop-1-yn-1-yl)biphenyl-2-yl]nicotinamide, (2.52) 3-(difluoromethyl)-N-[4'-(3,3-dimethylbut-1-yn-1-yl)biphenyl-2-yl]-1-methyl-1H-pyrazole-4-carboxamide, (2.53) N-[4'-(3,3-dimethylbut-1-yn-1-yl)biphenyl-2-yl]-5-fluoro-1,3-dimethyl-1H-pyrazole-4-carboxamide, (2.54) 3-(difluoromethyl)-N-(4'-ethynylbiphenyl-2-yl)-1-methyl-1H-pyrazole-4-carboxamide, (2.55) N-(4'-ethynylbiphenyl-2-yl)-5-fluoro-1,3-dimethyl-1H-pyrazole-4-carboxamide, (2.56) 2-chloro-N-(4'-ethynylbiphenyl-2-yl)nicotinamide, (2.57) 2-

chloro-N-[4'-(3,3-dimethylbut-1-yn-1-yl)biphenyl-2-yl]nicotinamide, (2.58) 4-(difluoromethyl)-2-methyl-N-[4'-(trifluoromethyl)biphenyl-2-yl]-1,3-thiazole-5-carboxamide, (2.59) 5-fluoro-N-[4'-(3-hydroxy-3-methylbut-1-yn-1-yl)biphenyl-2-yl]-1,3-dimethyl-1H-pyrazole-4-carboxamide, (2.60) 2-chloro-N-[4'-(3-hydroxy-3-methylbut-1-yn-1-yl)biphenyl-2-yl]nicotinamide, (2.61) 3-(difluoromethyl)-N-[4'-(3-methoxy-3-methylbut-1-yn-1-yl)biphenyl-2-yl]-1-methyl-1H-pyrazole-4-carboxamide, (2.62) 5-fluoro-N-[4'-(3-methoxy-3-methylbut-1-yn-1-yl)biphenyl-2-yl]-1,3-dimethyl-1H-pyrazole-4-carboxamide, (2.63) 2-chloro-N-[4'-(3-methoxy-3-methylbut-1-yn-1-yl)biphenyl-2-yl]nicotinamide, (2.64) 1,3-dimethyl-N-(1,1,3-trimethyl-2,3-dihydro-1H-inden-4-yl)-1H-pyrazole-4-carboxamide, (2.65) 1,3-dimethyl-N-[(3R)-1,1,3-trimethyl-2,3-dihydro-1H-inden-4-yl]-1H-pyrazole-4-carboxamide, (2.66) 1,3-dimethyl-N-[(3S)-1,1,3-trimethyl-2,3-dihydro-1H-inden-4-yl]-1H-pyrazole-4-carboxamide, (2.67) 3-(difluoromethyl)-N-methoxy-1-methyl-N-[1-(2,4,6-trichlorophenyl)propan-2-yl]-1H-pyrazole-4-carboxamide, (2.68) 3-(difluoromethyl)-N-(7-fluoro-1,1,3-trimethyl-2,3-dihydro-1H-inden-4-yl)-1-methyl-1H-pyrazole-4-carboxamide, (2.69) 3-(difluoromethyl)-N-[(3R)-7-fluoro-1,1,3-trimethyl-2,3-dihydro-1H-inden-4-yl]-1-methyl-1H-pyrazole-4-carboxamide, (2.70) 3-(difluoromethyl)-N-[(3S)-7-fluoro-1,1,3-trimethyl-2,3-dihydro-1H-inden-4-yl]-1-methyl-1H-pyrazole-4-carboxamide.

3) Inhibitors of the respiratory chain at complex III, for example (3.01) ametoctradin, (3.02) amisulbrom, (3.03) azoxystrobin, (3.04) cyazofamid, (3.05) coumethoxystrobin, (3.06) coumoxystrobin, (3.07) dimoxystrobin, (3.08) enoxastrobin, (3.09) famoxadone, (3.10) fenamidone, (3.11) flufenoxystrobin, (3.12) fluoxastrobin, (3.13) kresoxim-methyl, (3.14) metominostrobin, (3.15) orysastrobin, (3.16) picoxystrobin, (3.17) pyraclostrobin, (3.18) pyrametostrobin, (3.19) pyraoxystrobin, (3.20) pyribencarb, (3.21) triclopyricarb, (3.22) trifloxystrobin, (3.23) (2E)-2-(2-{{[6-(3-chloro-2-methylphenoxy)-5-fluoropyrimidin-4-yl]oxy}phenyl)-2-(methoxyimino)-N-methylacetamide, (3.24) (2E)-2-

- (methoxyimino)-N-methyl-2-(2-{{(1E)-1-[3-(trifluoromethyl)phenyl]ethylidene}amino)oxy}methyl}phenyl)acetamide, (3.25) (2E)-2-(methoxyimino)-N-methyl-2-{2-[(E)-{{1-[3-(trifluoromethyl)phenyl]ethoxy}imino)methyl]-phenyl}acetamide, (3.26) (2E)-2-{2-[[{{(1E)-1-(3-{{(E)-1-fluoro-2-phenylvinyl}oxy}phenyl)ethylidene}amino)oxy]-methyl}phenyl}-2-(methoxyimino)-N-methylacetamide, (3.27) fenaminostrobin, (3.28) 5-methoxy-2-methyl-4-(2-{{(1E)-1-[3-(trifluoromethyl)phenyl]ethylidene}amino)oxy}methyl}phenyl)-2,4-dihydro-3H-1,2,4-triazol-3-one, (3.29) methyl (2E)-2-{{2-[[{{cyclopropyl}{{4-methoxyphenyl}imino}methyl}sulphanyl}methyl}phenyl]-3-methoxyacrylate, (3.30) N-(3-ethyl-3,5,5-trimethylcyclohexyl)-3-formamido-2-hydroxybenzamide, (3.31) 2-{2-[(2,5-dimethylphenoxy)methyl}phenyl]-2-methoxy-N-methylacetamide, (3.32) 2-{2-[(2,5-dimethylphenoxy)methyl}phenyl}-2-methoxy-N-methylacetamide, (3.33) (2E,3Z)-5-{{1-(4-chlorophenyl)-1H-pyrazol-3-yl}oxy}-2-(methoxyimino)-N,3-dimethylpent-3-enamide.
- 4) Inhibitors of mitosis and cell division, for example (4.01) benomyl, (4.02) carbendazim, (4.03) chlorfenazole, (4.04) diethofencarb, (4.05) ethaboxam, (4.06) fluopicolide, (4.07) fuberidazole, (4.08) pencycuron, (4.09) thiabendazole, (4.10) thiophanate-methyl, (4.11) thiophanate, (4.12) zoxamide, (4.13) 5-chloro-7-(4-methylpiperidin-1-yl)-6-(2,4,6-trifluorophenyl)[1,2,4]triazolo[1,5-a]pyrimidine, (4.14) 3-chloro-5-(6-chloropyridin-3-yl)-6-methyl-4-(2,4,6-trifluorophenyl)pyridazine.
- 5) Compounds capable of having multisite action, for example (5.01) Bordeaux mixture, (5.02) captafol, (5.03) captan, (5.04) chlorothalonil, (5.05) copper hydroxide, (5.06) copper naphthenate, (5.07) copper oxide, (5.08) copper oxychloride, (5.09) copper(2+) sulphate, (5.10) dichlofluanid, (5.11) dithianon, (5.12) dodine, (5.13) dodine free base, (5.14) ferbam, (5.15) fluorofolpet, (5.16) folpet, (5.17) guazatine, (5.18) guazatine acetate, (5.19) iminoctadine, (5.20) iminoctadine albesilate, (5.21) iminoctadine triacetate,

(5.22) mancozeb, (5.23) mancozeb, (5.24) maneb, (5.25) metiram, (5.26) metiram zinc, (5.27) oxine-copper, (5.28) propamidine, (5.29) propineb, (5.30) sulphur and sulphur preparations including calcium polysulphide, (5.31) thiram, 5 (5.32) tolylfluanid, (5.33) zineb, (5.34) ziram, (5.35) anilazine.

6) Compounds capable of inducing host defence, for example (6.01) acibenzolar-S-methyl, (6.02) isotianil, (6.03) 10 probenazole, (6.04) tiadinil, (6.05) laminarin.

7) Inhibitors of the amino acid and/or protein biosynthesis, for example (7.01) andoprime, (7.02) blastocidin-S, (7.03) cyprodinil, (7.04) kasugamycin, (7.05) kasugamycin 15 hydrochloride hydrate, (7.06) mepanipyrim, (7.07) pyrimethanil, (7.08) 3-(5-fluoro-3,3,4,4-tetramethyl-3,4-dihydroisoquinolin-1-yl)quinoline, (7.09) oxytetracycline, (7.10) streptomycin.

8) Inhibitors of ATP production, for example (8.01) fentin acetate, (8.02) fentin chloride, (8.03) fentin hydroxide, 20 (8.04) silthiofam.

9) Inhibitors of cell wall synthesis, for example (9.01) 25 bentiavalicarb, (9.02) dimethomorph, (9.03) flumorph, (9.04) iprovalicarb, (9.05) mandipropamid, (9.06) polyoxins, (9.07) polyoxorim, (9.08) validamycin A, (9.09) valifenalate, (9.10) polyoxin B, (9.11) (2E)-3-(4-tert-butylphenyl)-3-(2-chloropyridin-4-yl)-1-(morpholin-4-yl)prop-2-en-1-one, (9.12) 30 (2Z)-3-(4-tert-butylphenyl)-3-(2-chloropyridin-4-yl)-1-(morpholin-4-yl)prop-2-en-1-one.

10) Inhibitors of lipid and membrane synthesis, for example (10.01) biphenyl, (10.02) chloroneb, (10.03) dicloran, (10.04) 35 edifenphos, (10.05) etridiazole, (10.06) iodocarb, (10.07) iprobenfos, (10.08) isoprothiolane, (10.09) propamocarb, (10.10) propamocarb hydrochloride, (10.11) prothiocarb, (10.12) pyrazophos, (10.13) quintozone, (10.14) tecnazene,

(10.15) tolcllofos-methyl.

11) Inhibitors of melanin biosynthesis, for example (11.01) carpropamid, (11.02) diclocymet, (11.03) fenoxanil, (11.04) phthalide, (11.05) pyroquilon, (11.06) tricyclazole, (11.07) 2,2,2-trifluoroethyl {3-methyl-1-[(4-methylbenzoyl)amino]butan-2-yl}carbamate.

12) Inhibitors of nucleic acid synthesis, for example (12.01) benalaxyl, (12.02) benalaxyl-M (kiralaxyl), (12.03) bupirimate, (12.04) clozylacon, (12.05) dimethirimol, (12.06) ethirimol, (12.07) furalaxyl, (12.08) hymexazole, (12.09) metalaxyl, (12.10) metalaxyl-M (mefenoxam), (12.11) ofurace, (12.12) oxadixyl, (12.13) oxolinic acid, (12.14) octhilinone.

13) Inhibitors of signal transduction, for example (13.01) chlozolate, (13.02) fenpiclonil, (13.03) fludioxonil, (13.04) iprodione, (13.05) procymidone, (13.06) quinoxifen, (13.07) vinclozolin, (13.08) proquinazid.

14) Compounds capable of acting as uncouplers, for example (14.01) binapacryl, (14.02) dinocap, (14.03) ferimzone, (14.04) fluazinam, (14.05) meptyldinocap.

15) Further compounds, for example (15.001) benthiazole, (15.002) bethoxazin, (15.003) capsimycin, (15.004) carvone, (15.005) chinomethionat, (15.006) pyriofenone (chlazafenone), (15.007) cufraneb, (15.008) cyflufenamid, (15.009) cymoxanil, (15.010) cyprosulfamide, (15.011) dazomet, (15.012) debacarb, (15.013) dichlorophen, (15.014) diclomezine, (15.015) difenzoquat, (15.016) difenzoquat metilsulphate, (15.017) diphenylamine, (15.018) ecomate, (15.019) fenpyrazamine, (15.020) flumetover, (15.021) fluoroimide, (15.022) flusulfamide, (15.023) flutianil, (15.024) fosetyl-aluminium, (15.025) fosetyl-calcium, (15.026) fosetyl-sodium, (15.027) hexachlorobenzene, (15.028) irumamycin, (15.029) methasulfocarb, (15.030) methyl isothiocyanate, (15.031) metrafenone, (15.032) mildiomycin, (15.033) natamycin,

(15.034) nickel dimethyldithiocarbamate, (15.035) nitrothal-
isopropyl, (15.036) oxamocarb, (15.037) oxyfenthin, (15.038)
pentachlorophenol and salts, (15.039) phenothrin, (15.040)
phosphorous acid and its salts, (15.041) propamocarb-
5 fosetate, (15.042) propanosin-sodium, (15.043) pyrimorph,
(15.044) pyrrolnitrin, (15.045) tebufloquin, (15.046)
tecloftalam, (15.047) tolnifanide, (15.048) triazoxide,
(15.049) trichlamide, (15.050) zarilamid, (15.051)
(3S,6S,7R,8R)-8-benzyl-3-[(3-[(isobutyryloxy)methoxy]-4-
10 methoxypyridin-2-yl)carbonyl]amino]-6-methyl-4,9-dioxo-1,5-
dioxonan-7-yl 2-methylpropanoate, (15.052) 1-(4-{4-[(5R)-5-
(2,6-difluorophenyl)-4,5-dihydro-1,2-oxazol-3-yl]-1,3-thiazol-
2-yl}piperidin-1-yl)-2-[5-methyl-3-(trifluoromethyl)-1H-
pyrazol-1-yl]ethanone, (15.053) 1-(4-{4-[(5S)-5-(2,6-
15 difluorophenyl)-4,5-dihydro-1,2-oxazol-3-yl]-1,3-thiazol-2-
yl}piperidin-1-yl)-2-[5-methyl-3-(trifluoromethyl)-1H-pyrazol-
1-yl]ethanone, (15.054) oxathiapiproline, (15.055) 1-(4-
methoxyphenoxy)-3,3-dimethylbutan-2-yl 1H-imidazole-1-
carboxylate, (15.056) 2,3,5,6-tetrachloro-4-
20 (methylsulphonyl)pyridine, (15.057) 2,3-dibutyl-6-
chlorothieno[2,3-d]pyrimidin-4(3H)-one, (15.058) 2,6-dimethyl-
1H,5H-[1,4]dithiino[2,3-c:5,6-c']dipyrrole-1,3,5,7(2H,6H)-
tetrone, (15.059) 2-[5-methyl-3-(trifluoromethyl)-1H-pyrazol-
1-yl]-1-(4-{4-[(5R)-5-phenyl-4,5-dihydro-1,2-oxazol-3-yl]-1,3-
25 thiazol-2-yl}piperidin-1-yl)ethanone, (15.060) 2-[5-methyl-3-
(trifluoromethyl)-1H-pyrazol-1-yl]-1-(4-{4-[(5S)-5-phenyl-4,5-
dihydro-1,2-oxazol-3-yl]-1,3-thiazol-2-yl}piperidin-1-
yl)ethanone, (15.061) 2-[5-methyl-3-(trifluoromethyl)-1H-
pyrazol-1-yl]-1-{4-[4-(5-phenyl-4,5-dihydro-1,2-oxazol-3-yl)-
30 1,3-thiazol-2-yl]piperidin-1-yl}ethanone, (15.062) 2-butoxy-6-
iodo-3-propyl-4H-chromen-4-one, (15.063) 2-chloro-5-[2-chloro-
1-(2,6-difluoro-4-methoxyphenyl)-4-methyl-1H-imidazol-5-
yl]pyridine, (15.064) 2-phenylphenol and salts, (15.065) 3-
(4,4,5-trifluoro-3,3-dimethyl-3,4-dihydroisoquinolin-1-
35 yl)quinoline, (15.066) 3,4,5-trichloropyridine-2,6-
dicarbonitrile, (15.067) 3-chloro-5-(4-chlorophenyl)-4-(2,6-
difluorophenyl)-6-methylpyridazine, (15.068) 4-(4-
chlorophenyl)-5-(2,6-difluorophenyl)-3,6-dimethylpyridazine,

(15.069) 5-amino-1,3,4-thiadiazole-2-thiol, (15.070) 5-chloro-N'-phenyl-N'-(prop-2-yn-1-yl)thiophene-2-sulphonohydrazide,
 (15.071) 5-fluoro-2-[(4-fluorobenzyl)oxy]pyrimidine-4-amine,
 (15.072) 5-fluoro-2-[(4-methylbenzyl)oxy]pyrimidine-4-amine,
 5 (15.073) 5-methyl-6-octyl[1,2,4]triazolo[1,5-a]pyrimidine-7-amine, (15.074) ethyl (2Z)-3-amino-2-cyano-3-phenylacrylate,
 (15.075) N'-(4-{[3-(4-chlorobenzyl)-1,2,4-thiadiazol-5-yl]oxy}-2,5-dimethylphenyl)-N-ethyl-N-methylimidoformamide,
 (15.076) N-(4-chlorobenzyl)-3-[3-methoxy-4-(prop-2-yn-1-yl)oxy]phenyl]propanamide, (15.077) N-[(4-chlorophenyl)-(cyano)methyl]-3-[3-methoxy-4-(prop-2-yn-1-yl)oxy]phenyl]propanamide, (15.078) N-[(5-bromo-3-chloropyridin-2-yl)methyl]-2,4-dichloronicotinamide, (15.079) N-[1-(5-bromo-3-chloropyridin-2-yl)ethyl]-2,4-dichloronicotinamide, (15.080) N-[1-(5-bromo-3-chloropyridin-2-yl)ethyl]-2-fluoro-4-iodonicotinamide, (15.081) N-{(E)-[(cyclopropylmethoxy)imino][6-(difluoromethoxy)-2,3-difluorophenyl]methyl}-2-phenylacetamide, (15.082) N-{(Z)-[(cyclopropylmethoxy)imino][6-(difluoromethoxy)-2,3-difluorophenyl]methyl}-2-phenylacetamide, (15.083) N'-(4-[(3-tert-butyl-4-cyano-1,2-thiazol-5-yl)oxy]-2-chloro-5-methylphenyl)-N-ethyl-N-methylimidoformamide, (15.084) N-methyl-2-(1-{[5-methyl-3-(trifluoromethyl)-1H-pyrazol-1-yl]acetyl}piperidin-4-yl)-N-(1,2,3,4-tetrahydronaphthalen-1-yl)-1,3-thiazole-4-carboxamide, (15.085) N-methyl-2-(1-{[5-methyl-3-(trifluoromethyl)-1H-pyrazol-1-yl]acetyl}piperidin-4-yl)-N-[(1R)-1,2,3,4-tetrahydronaphthalen-1-yl]-1,3-thiazole-4-carboxamide, (15.086) N-methyl-2-(1-{[5-methyl-3-(trifluoromethyl)-1H-pyrazol-1-yl]acetyl}piperidin-4-yl)-N-[(1S)-1,2,3,4-tetrahydronaphthalen-1-yl]-1,3-thiazole-4-carboxamide, (15.087) pentyl {6-[[{(1-methyl-1H-tetrazol-5-yl)(phenyl)methylene]amino}oxy]methyl]pyridin-2-yl}carbamate, (15.088) phenazine-1-carboxylic acid, (15.089) quinolin-8-ol, (15.090) quinolin-8-ol sulphate (2:1), (15.091) tert-butyl {6-[[{(1-methyl-1H-tetrazol-5-yl)(phenyl)methylene]amino}-oxy]methyl]pyridin-2-yl}carbamate, (15.092) (5-bromo-2-methoxy-4-methylpyridin-3-yl)(2,3,4-trimethoxy-6-methylphenyl)methanone, (15.093) N-[2-(4-{[3-(4-

chlorophenyl)prop-2-yn-1-yl]oxy}-3-methoxyphenyl)ethyl]-N2-
 (methylsulphonyl)valinamide, (15.094) 4-oxo-4-[(2-
 phenylethyl)amino]butanoic acid, (15.095) but-3-yn-1-yl {6-
 [({[(Z)-(1-methyl-1H-tetrazol-5-
 5 yl)(phenyl)methylene]amino}oxy)methyl]pyridin-2-yl}carbamate,
 (15.096) 4-amino-5-fluoropyrimidin-2-ol (tautomeric form: 4-
 amino-5-fluoropyrimidin-2(1H)-one), (15.097) propyl 3,4,5-
 trihydroxybenzoate, (15.098) [3-(4-chloro-2-fluorophenyl)-5-
 (2,4-difluorophenyl)-1,2-oxazol-4-yl](pyridin-3-yl)methanol,
 10 (15.099) (S)-[3-(4-chloro-2-fluorophenyl)-5-(2,4-
 difluorophenyl)-1,2-oxazol-4-yl](pyridin-3-yl)methanol,
 (15.100) (R)-[3-(4-chloro-2-fluorophenyl)-5-(2,4-
 difluorophenyl)-1,2-oxazol-4-yl](pyridin-3-yl)methanol,
 (15.101) 2-fluoro-6-(trifluoromethyl)-N-(1,1,3-trimethyl-2,3-
 15 dihydro-1H-inden-4-yl)benzamide, (15.102) 2-(6-benzylpyridin-
 2-yl)quinazoline, (15.103) 2-[6-(3-fluoro-4-methoxyphenyl)-5-
 methylpyridin-2-yl]quinazoline, (15.104) 3-(4,4-difluoro-3,3-
 dimethyl-3,4-dihydroisoquinolin-1-yl)quinoline, (15.105)
 abscisic acid, (15.106) N'-[5-bromo-6-(2,3-dihydro-1H-inden-2-
 20 yloxy)-2-methylpyridin-3-yl]-N-ethyl-N-methylimidoformamide,
 (15.107) N'-{5-bromo-6-[1-(3,5-difluorophenyl)ethoxy]-2-
 methylpyridin-3-yl}-N-ethyl-N-methylimidoformamide, (15.108)
 N'-{5-bromo-6-[(1R)-1-(3,5-difluorophenyl)ethoxy]-2-
 methylpyridin-3-yl}-N-ethyl-N-methylimidoformamide, (15.109)
 25 N'-{5-bromo-6-[(1S)-1-(3,5-difluorophenyl)ethoxy]-2-
 methylpyridin-3-yl}-N-ethyl-N-methylimidoformamide, (15.110)
 N'-{5-bromo-6-[(cis-4-isopropylcyclohexyl)oxy]-2-
 methylpyridin-3-yl}-N-ethyl-N-methylimidoformamide, (15.111)
 N'-{5-bromo-6-[(trans-4-isopropylcyclohexyl)oxy]-2-
 30 methylpyridin-3-yl}-N-ethyl-N-methylimidoformamide, (15.112)
 N-cyclopropyl-3-(difluoromethyl)-5-fluoro-N-(2-
 isopropylbenzyl)-1-methyl-1H-pyrazole-4-carboxamide, (15.113)
 N-cyclopropyl-N-(2-cyclopropylbenzyl)-3-(difluoromethyl)-5-
 fluoro-1-methyl-1H-pyrazole-4-carboxamide, (15.114) N-(2-tert-
 35 butylbenzyl)-N-cyclopropyl-3-(difluoromethyl)-5-fluoro-1-
 methyl-1H-pyrazole-4-carboxamide, (15.115) N-(5-chloro-2-
 ethylbenzyl)-N-cyclopropyl-3-(difluoromethyl)-5-fluoro-1-
 methyl-1H-pyrazole-4-carboxamide, (15.116) N-(5-chloro-2-

isopropylbenzyl)-N-cyclopropyl-3-(difluoromethyl)-5-fluoro-1-methyl-1H-pyrazole-4-carboxamide, (15.117) N-cyclopropyl-3-(difluoromethyl)-N-(2-ethyl-5-fluorobenzyl)-5-fluoro-1-methyl-1H-pyrazole-4-carboxamide, (15.118) N-cyclopropyl-3-(difluoromethyl)-5-fluoro-N-(5-fluoro-2-isopropylbenzyl)-1-methyl-1H-pyrazole-4-carboxamide, (15.119) N-cyclopropyl-N-(2-cyclopropyl-5-fluorobenzyl)-3-(difluoromethyl)-5-fluoro-1-methyl-1H-pyrazole-4-carboxamide, (15.120) N-(2-cyclopentyl-5-fluorobenzyl)-N-cyclopropyl-3-(difluoromethyl)-5-fluoro-1-methyl-1H-pyrazole-4-carboxamide, (15.121) N-cyclopropyl-3-(difluoromethyl)-5-fluoro-N-(2-fluoro-6-isopropylbenzyl)-1-methyl-1H-pyrazole-4-carboxamide, (15.122) N-cyclopropyl-3-(difluoromethyl)-N-(2-ethyl-5-methylbenzyl)-5-fluoro-1-methyl-1H-pyrazole-4-carboxamide, (15.123) N-cyclopropyl-3-(difluoromethyl)-5-fluoro-N-(2-isopropyl-5-methylbenzyl)-1-methyl-1H-pyrazole-4-carboxamide, (15.124) N-cyclopropyl-N-(2-cyclopropyl-5-methylbenzyl)-3-(difluoromethyl)-5-fluoro-1-methyl-1H-pyrazole-4-carboxamide, (15.125) N-(2-tert-butyl-5-methylbenzyl)-N-cyclopropyl-3-(difluoromethyl)-5-fluoro-1-methyl-1H-pyrazole-4-carboxamide, (15.126) N-[5-chloro-2-(trifluoromethyl)benzyl]-N-cyclopropyl-3-(difluoromethyl)-5-fluoro-1-methyl-1H-pyrazole-4-carboxamide, (15.127) N-cyclopropyl-3-(difluoromethyl)-5-fluoro-1-methyl-N-[5-methyl-2-(trifluoromethyl)benzyl]-1H-pyrazole-4-carboxamide, (15.128) N-[2-chloro-6-(trifluoromethyl)benzyl]-N-cyclopropyl-3-(difluoromethyl)-5-fluoro-1-methyl-1H-pyrazole-4-carboxamide, (15.129) N-[3-chloro-2-fluoro-6-(trifluoromethyl)benzyl]-N-cyclopropyl-3-(difluoromethyl)-5-fluoro-1-methyl-1H-pyrazole-4-carboxamide, (15.130) N-cyclopropyl-3-(difluoromethyl)-N-(2-ethyl-4,5-dimethylbenzyl)-5-fluoro-1-methyl-1H-pyrazole-4-carboxamide, (15.131) N-cyclopropyl-3-(difluoromethyl)-5-fluoro-N-(2-isopropylbenzyl)-1-methyl-1H-pyrazole-4-carbothioamide, (15.132) N'-(2,5-dimethyl-4-phenoxyphenyl)-N-ethyl-N-methylimidoformamide, (15.133) N'-{4-[(4,5-dichloro-1,3-thiazol-2-yl)oxy]-2,5-dimethylphenyl}-N-ethyl-N-methylimidoformamide, (15.134) N-(4-chloro-2,6-difluorophenyl)-4-(2-chloro-4-fluorophenyl)-1,3-dimethyl-1H-pyrazole-5-amine, (15.135) 9-fluoro-2,2-dimethyl-5-(quinolin-

3-yl)-2,3-dihydro-1,4-benzoxazepine, (15.136) 2-{2-fluoro-6-
 [(8-fluoro-2-methylquinolin-3-yl)oxy]phenyl}propan-2-ol,
 (15.137) 2-{2-[(7,8-difluoro-2-methylquinolin-3-yl)oxy]-6-
 fluorophenyl}propan-2-ol, (15.138) 4-(2-chloro-4-
 5 fluorophenyl)-N-(2-fluorophenyl)-1,3-dimethyl-1H-pyrazole-5-
 amine, (15.139) 4-(2-chloro-4-fluorophenyl)-N-(2,6-
 difluorophenyl)-1,3-dimethyl-1H-pyrazole-5-amine, (15.140) 4-
 (2-chloro-4-fluorophenyl)-N-(2-chloro-6-fluorophenyl)-1,3-
 dimethyl-1H-pyrazole-5-amine, (15.141) 4-(2-bromo-4-
 10 fluorophenyl)-N-(2-chloro-6-fluorophenyl)-1,3-dimethyl-1H-
 pyrazole-5-amine, (15.142) N-(2-bromo-6-fluorophenyl)-4-(2-
 chloro-4-fluorophenyl)-1,3-dimethyl-1H-pyrazole-5-amine,
 (15.143) 4-(2-bromo-4-fluorophenyl)-N-(2-bromophenyl)-1,3-
 dimethyl-1H-pyrazole-5-amine, (15.144) 4-(2-bromo-4-
 15 fluorophenyl)-N-(2-bromo-6-fluorophenyl)-1,3-dimethyl-1H-
 pyrazole-5-amine, (15.145) 4-(2-bromo-4-fluorophenyl)-N-(2-
 chlorophenyl)-1,3-dimethyl-1H-pyrazole-5-amine, (15.146) N-(2-
 bromophenyl)-4-(2-chloro-4-fluorophenyl)-1,3-dimethyl-1H-
 pyrazole-5-amine, (15.147) 4-(2-chloro-4-fluorophenyl)-N-(2-
 20 chlorophenyl)-1,3-dimethyl-1H-pyrazole-5-amine, (15.148) 4-(2-
 bromo-4-fluorophenyl)-N-(2,6-difluorophenyl)-1,3-dimethyl-1H-
 pyrazole-5-amine, (15.149) 4-(2-bromo-4-fluorophenyl)-N-(2-
 fluorophenyl)-1,3-dimethyl-1H-pyrazole-5-amine, (15.150) N'-
 (4-{3-[(difluoromethyl)sulphonyl]phenoxy}-2,5-dimethylphenyl)-
 25 N-ethyl-N-methylimidoforamamide, (15.151) N'-(2,5-dimethyl-4-
 {3-[(1,1,2,2-tetrafluoroethyl)sulphonyl]phenoxy}phenyl)-N-
 ethyl-N-methylimidoforamamide, (15.152) N'-(2,5-dimethyl-4-{3-
 [(2,2,2-trifluoroethyl)sulphonyl]phenoxy}phenyl)-N-ethyl-N-
 methylimidoforamamide, (15.153) N'-(2,5-dimethyl-4-{3-
 30 [(2,2,3,3-tetrafluoropropyl)sulphonyl]phenoxy}phenyl)-N-ethyl-
 N-methylimidoforamamide, (15.154) N'-(2,5-dimethyl-4-{3-
 [(pentafluoroethyl)sulphonyl]phenoxy}phenyl)-N-ethyl-N-
 methylimidoforamamide, (15.155) N'-(4-{[3-
 (difluoromethoxy)phenyl]sulphonyl}-2,5-dimethylphenyl)-N-
 35 ethyl-N-methylimidoforamamide, (15.156) N'-(2,5-dimethyl-4-{[3-
 (1,1,2,2-tetrafluoroethoxy)phenyl]sulphonyl}phenyl)-N-ethyl-N-
 methylimidoforamamide, (15.157) N'-(2,5-dimethyl-4-{[3-(2,2,2-
 trifluoroethoxy)phenyl]sulphonyl}phenyl)-N-ethyl-N-

methylimidoformamide, (15.158) N'-(2,5-dimethyl-4-{{3-(2,2,3,3-tetrafluoropropoxy)phenyl}sulphanyl}phenyl)-N-ethyl-N-methylimidoformamide, (15.159) N'-(2,5-dimethyl-4-{{3-(pentafluoroethoxy)phenyl}sulphanyl}phenyl)-N-ethyl-N-

5 methylimidoformamide, (15.160) 2-[3,5-bis(difluoromethyl)-1H-pyrazol-1-yl]-1-[4-(4-{{5-[2-(prop-2-yn-1-yloxy)phenyl]-4,5-dihydro-1,2-oxazol-3-yl}-1,3-thiazol-2-yl)piperidin-1-yl]ethanone, (15.161) 2-[3,5-bis(difluoromethyl)-1H-pyrazol-1-yl]-1-[4-(4-{{5-[2-fluoro-6-(prop-2-yn-1-yloxy)phenyl]-4,5-

10 dihydro-1,2-oxazol-3-yl}-1,3-thiazol-2-yl)piperidin-1-yl]ethanone, (15.162) 2-[3,5-bis(difluoromethyl)-1H-pyrazol-1-yl]-1-[4-(4-{{5-[2-chloro-6-(prop-2-yn-1-yloxy)phenyl]-4,5-dihydro-1,2-oxazol-3-yl}-1,3-thiazol-2-yl)piperidin-1-yl]ethanone, (15.163) 2-{{3-[2-(1-{{3,5-bis(difluoromethyl)-1H-

15 pyrazol-1-yl}acetyl}piperidin-4-yl)-1,3-thiazol-4-yl]-4,5-dihydro-1,2-oxazol-5-yl}phenyl methanesulphonate, (15.164) 2-{{3-[2-(1-{{3,5-bis(difluoromethyl)-1H-pyrazol-1-yl}acetyl}piperidin-4-yl)-1,3-thiazol-4-yl]-4,5-dihydro-1,2-

20 oxazol-5-yl}-3-chlorophenyl methanesulphonate, (15.165) 2-{{3,5-bis(difluoromethyl)-1H-pyrazol-1-yl]-1-[4-(4-{{(5S)-5-[2-(prop-2-yn-1-yloxy)phenyl]-4,5-dihydro-1,2-oxazol-3-yl}-1,3-

25 thiazol-2-yl)piperidin-1-yl]ethanone, (15.166) 2-{{3,5-bis(difluoromethyl)-1H-pyrazol-1-yl]-1-[4-(4-{{(5R)-5-[2-(prop-2-yn-1-yloxy)phenyl]-4,5-dihydro-1,2-oxazol-3-yl}-1,3-thiazol-

30 2-yl)piperidin-1-yl]ethanone, (15.167) 2-{{3,5-bis(difluoromethyl)-1H-pyrazol-1-yl]-1-[4-(4-{{(5S)-5-[2-fluoro-6-(prop-2-yn-1-yloxy)phenyl]-4,5-dihydro-1,2-oxazol-3-yl}-1,3-thiazol-2-yl)piperidin-1-yl]ethanone, (15.168) 2-{{3,5-

35 bis(difluoromethyl)-1H-pyrazol-1-yl]-1-[4-(4-{{(5R)-5-[2-fluoro-6-(prop-2-yn-1-yloxy)phenyl]-4,5-dihydro-1,2-oxazol-3-yl}-1,3-thiazol-2-yl)piperidin-1-yl]ethanone, (15.169) 2-{{3,5-bis(difluoromethyl)-1H-pyrazol-1-yl]-1-[4-(4-{{(5S)-5-[2-

chloro-6-(prop-2-yn-1-yloxy)phenyl]-4,5-dihydro-1,2-oxazol-3-yl}-1,3-thiazol-2-yl)piperidin-1-yl]ethanone, (15.170) 2-{{3,5-

40 bis(difluoromethyl)-1H-pyrazol-1-yl]-1-[4-(4-{{(5R)-5-[2-chloro-6-(prop-2-yn-1-yloxy)phenyl]-4,5-dihydro-1,2-oxazol-3-yl}-1,3-thiazol-2-yl)piperidin-1-yl]ethanone, (15.171) 2-

45 {{(5S)-3-[2-(1-{{3,5-bis(difluoromethyl)-1H-pyrazol-1-

yl]acetyl}piperidin-4-yl)-1,3-thiazol-4-yl]-4,5-dihydro-1,2-oxazol-5-yl}phenyl methanesulphonate, (15.172) 2-{(5R)-3-[2-(1-{[3,5-bis(difluoromethyl)-1H-pyrazol-1-yl]acetyl}piperidin-4-yl)-1,3-thiazol-4-yl]-4,5-dihydro-1,2-oxazol-5-yl}phenyl
 5 methanesulphonate, (15.173) 2-{(5S)-3-[2-(1-{[3,5-bis(difluoromethyl)-1H-pyrazol-1-yl]acetyl}piperidin-4-yl)-1,3-thiazol-4-yl]-4,5-dihydro-1,2-oxazol-5-yl}-3-chlorophenyl
 methanesulphonate, (15.174) 2-{(5R)-3-[2-(1-{[3,5-bis(difluoromethyl)-1H-pyrazol-1-yl]acetyl}piperidin-4-yl)-
 10 1,3-thiazol-4-yl]-4,5-dihydro-1,2-oxazol-5-yl}-3-chlorophenyl
 methanesulphonate.

Biological pesticides as mixing components

15 The compounds of the formula (I) can be combined with biological pesticides.

Biological pesticides include especially bacteria, fungi, yeasts, plant extracts and products formed by microorganisms,
 20 including proteins and secondary metabolites.

Biological pesticides include bacteria such as spore-forming bacteria, root-colonizing bacteria and bacteria which act as biological insecticides, fungicides or nematicides.

25

Examples of such bacteria which are used or can be used as biological pesticides are:

Bacillus amyloliquefaciens, strain FZB42 (DSM 231179), or
 30 *Bacillus cereus*, especially *B. cereus* strain CNCM I-1562 or
Bacillus firmus, strain I-1582 (Accession number CNCM I-1582)
 or *Bacillus pumilus*, especially strain GB34 (Accession No. ATCC 700814) and strain QST2808 (Accession No. NRRL B-30087),
 or *Bacillus subtilis*, especially strain GB03 (Accession No.
 35 ATCC SD-1397), or *Bacillus subtilis* strain QST713 (Accession No. NRRL B-21661) or *Bacillus subtilis* strain OST 30002 (Accession No. NRRL B-50421) *Bacillus thuringiensis*, especially *B. thuringiensis* subspecies *israelensis* (serotype

H-14), strain AM65-52 (Accession No. ATCC 1276), or *B. thuringiensis* subsp. *aizawai*, especially strain ABTS-1857 (SD-1372), or *B. thuringiensis* subsp. *kurstaki* strain HD-1, or *B. thuringiensis* subsp. *tenebrionis* strain NB 176 (SD-5428),
5 *Pasteuria penetrans*, *Pasteuria* spp. (*Rotylenchulus reniformis* nematode)-PR3 (Accession Number ATCC SD-5834), *Streptomyces microflavus* strain AQ6121 (= QRD 31.013, NRRL B-50550), *Streptomyces galbus* strain AQ 6047 (Accession Number NRRL 30232).

10

Examples of fungi and yeasts which are used or can be used as biological pesticides are:

Beauveria bassiana, in particular strain ATCC 74040,
15 *Coniothyrium minutans*, in particular strain CON/M/91-8 (Accession No. DSM-9660), *Lecanicillium* spp., in particular strain HRO LEC 12, *Lecanicillium lecanii*, (formerly known as *Verticillium lecanii*), in particular strain KV01, *Metarhizium anisopliae*, in particular strain F52 (DSM3884/ ATCC 90448),
20 *Metschnikowia fructicola*, in particular strain NRRL Y-30752, *Paecilomyces fumosoroseus* (new: *Isaria fumosorosea*), in particular strain IFPC 200613, or strain Apopka 97 (Accession No. ATCC 20874), *Paecilomyces lilacinus*, in particular *P. lilacinus* strain 251 (AGAL 89/030550), *Talaromyces flavus*, in
25 particular strain V117b, *Trichoderma atroviride*, in particular strain SC1 (Accession Number CBS 122089), *Trichoderma harzianum*, in particular *T. harzianum rifai* T39 (Accession Number CNCM I-952).

30 Examples of viruses which are used or can be used as biological pesticides are:

Adoxophyes orana (summer fruit tortrix) granulosis virus (GV),
Cydia pomonella (codling moth) granulosis virus (GV),
35 *Helicoverpa armigera* (cotton bollworm) nuclear polyhedrosis virus (NPV), *Spodoptera exigua* (beet armyworm) mNPV, *Spodoptera frugiperda* (fall armyworm) mNPV, *Spodoptera littoralis* (African cotton leafworm) NPV.

Also included are bacteria and fungi which are added as 'inoculant' to plants or plant parts or plant organs and which, by virtue of their particular properties, promote plant growth and plant health. Examples which may be mentioned are:

Agrobacterium spp., *Azorhizobium caulinodans*, *Azospirillum* spp., *Azotobacter* spp., *Bradyrhizobium* spp., *Burkholderia* spp., especially *Burkholderia cepacia* (formerly known as *Pseudomonas cepacia*), *Gigaspora* spp., or *Gigaspora monosporum*, *Glomus* spp., *Laccaria* spp., *Lactobacillus buchneri*, *Paraglomus* spp., *Pisolithus tinctorius*, *Pseudomonas* spp., *Rhizobium* spp., especially *Rhizobium trifolii*, *Rhizopogon* spp., *Scleroderma* spp., *Suillus* spp., *Streptomyces* spp.

Examples of plant extracts and products formed by microorganisms, including proteins and secondary metabolites, which are used or can be used as biological pesticides are:

Allium sativum, *Artemisia absinthium*, azadirachtin, Biokeeper WP, *Cassia nigricans*, *Celastrus angulatus*, *Chenopodium anthelminticum*, chitin, Armour-Zen, *Dryopteris filix-mas*, *Equisetum arvense*, Fortune Aza, Fungastop, Heads Up (*Chenopodium quinoa* saponin extract), Pyrethrum/Pyrethrins, *Quassia amara*, *Quercus*, Quillaja, Regalia, "Requiem™ Insecticide", rotenone, ryania/ryanodine, *Symphytum officinale*, *Tanacetum vulgare*, thymol, Triact 70, TriCon, *Tropaeolum majus*, *Urtica dioica*, Veratrin, *Viscum album*, Brassicaceae extract, especially oilseed rape powder or mustard powder.

Safeners as mixing components

The compounds of the formula (I) can be combined with safeners, for example benoxacor, cloquintocet (-mexyl), cyometrinil, cyprosulfamide, dichlormid, fenclorazole (-ethyl), fenclorim, flurazole, fluxofenim, furilazole, isoxadifen (-ethyl), mefenpyr (-diethyl), naphthalic

anhydride, oxabetrinil, 2-methoxy-N-({4-
[(methylcarbamoyl)amino]phenyl}sulphonyl)benzamide (CAS
129531-12-0), 4-(dichloroacetyl)-1-oxa-4-azaspiro[4.5]decane
(CAS 71526-07-3), 2,2,5-trimethyl-3-(dichloroacetyl)-1,3-
5 oxazolidine (CAS 52836-31-4).

Plants and plant parts

All plants and plant parts can be treated in accordance with
10 the invention. Plants are understood here to mean all plants
and populations of plants, such as desirable and undesirable
wild plants or crop plants (including naturally occurring crop
plants), for example cereals (wheat, rice, triticale, barley,
rye, oats), maize, soya bean, potato, sugar beet, sugar cane,
15 tomatoes, peas and other vegetable species, cotton, tobacco,
oilseed rape, and also fruit plants (with the fruits apples,
pears, citrus fruits and grapes). Crop plants may be plants
which can be obtained by conventional breeding and
optimization methods or by biotechnological and genetic
20 engineering methods or combinations of these methods,
including the transgenic plants and including the plant
cultivars which are protectable or non-protectable by plant
breeders' rights. Plant parts shall be understood to mean all
parts and organs of the plants above and below ground, such as
25 shoot, leaf, flower and root, examples given being leaves,
needles, stalks, stems, flowers, fruit bodies, fruits and
seeds, and also roots, tubers and rhizomes. Plant parts also
include harvested material and vegetative and generative
propagation material, for example cuttings, tubers, rhizomes,
30 slips and seeds.

Treatment according to the invention of the plants and plant
parts with the compounds of the formula (I) is carried out
directly or by allowing the compounds to act on their
35 surroundings, environment or storage space by the customary
treatment methods, for example by immersion, spraying,
evaporation, fogging, scattering, painting on, injection and,
in the case of propagation material, in particular in the case

of seed, also by applying one or more coats.

As already mentioned above, it is possible to treat all plants and parts thereof in accordance with the invention. In a preferred embodiment, wild plant species and plant cultivars, or those obtained by conventional biological breeding methods, such as crossing or protoplast fusion, and parts thereof, are treated. In a further preferred embodiment, transgenic plants and plant cultivars obtained by genetic engineering methods, if appropriate in combination with conventional methods (genetically modified organisms), and parts thereof are treated. The term "parts" or "parts of plants" or "plant parts" has been explained above. Particular preference is given in accordance with the invention to treating plants of the respective commercially customary plant cultivars or those that are in use. Plant cultivars are understood to mean plants having new properties ("traits") and which have been grown by conventional breeding, by mutagenesis or by recombinant DNA techniques. They may be cultivars, varieties, biotypes or genotypes.

Transgenic plants, seed treatment and integration events

The preferred transgenic plants or plant cultivars (those obtained by genetic engineering) which are to be treated in accordance with the invention include all plants which, through the genetic modification, received genetic material which imparts particular advantageous useful properties ("traits") to these plants. Examples of such properties are better plant growth, increased tolerance to high or low temperatures, increased tolerance to drought or to levels of water or soil salinity, enhanced flowering performance, easier harvesting, accelerated ripening, higher harvest yields, higher quality and/or higher nutritional value of the harvested products, better storage life and/or processability of the harvested products. Further and particularly emphasized examples of such properties are increased resistance of the plants against animal and microbial pests, such as insects,

arachnids, nematodes, mites, slugs and snails owing, for example, to toxins formed in the plants, in particular those produced in the plants by the genetic material from *Bacillus thuringiensis* (for example by the genes CryIA(a), CryIA(b),
5 CryIA(c), CryIIA, CryIIIA, CryIIIB2, Cry9c Cry2Ab, Cry3Bb and CryIF and also combinations thereof), and also increased resistance of the plants against phytopathogenic fungi, bacteria and/or viruses caused, for example, by systemic acquired resistance (SAR), systemin, phytoalexins, elicitors
10 and resistance genes and correspondingly expressed proteins and toxins, and also increased tolerance of the plants to certain herbicidally active compounds, for example imidazolinones, sulphonylureas, glyphosates or phosphinothricin (for example the "PAT" gene). The genes which
15 impart the desired properties ("traits") in question may also be present in combinations with one another in the transgenic plants. Examples of transgenic plants include the important crop plants, such as cereals (wheat, rice, triticale, barley, rye, oats), maize, soya beans, potatoes, sugar beet, sugar
20 cane, tomatoes, peas and other types of vegetable, cotton, tobacco, oilseed rape and also fruit plants (with the fruits apples, pears, citrus fruits and grapes), particular emphasis being given to maize, soya beans, wheat, rice, potatoes, cotton, sugar cane, tobacco and oilseed rape. Properties
25 ("traits") which are particularly emphasized are the increased resistance of the plants to insects, arachnids, nematodes and slugs and snails.

Crop protection - types of treatment

30

The plants and plant parts are treated with the compounds of the formula (I) directly or by action on their surroundings, habitat or storage space using customary treatment methods, for example by dipping, spraying, atomizing, irrigating,
35 evaporating, dusting, fogging, broadcasting, foaming, painting, spreading-on, injecting, watering (drenching), drip irrigating and, in the case of propagation material, in particular in the case of seed, additionally by dry seed

treatment, liquid seed treatment, slurry treatment, by
incrusting, by coating with one or more coats, etc. It is
furthermore possible to apply the compounds of the formula (I)
by the ultra-low volume method or to inject the application
5 form or the compound of the formula (I) itself into the soil.

A preferred direct treatment of the plants is foliar
application, i.e. compounds of the formula (I) are applied to
the foliage, where treatment frequency and the application
10 rate should be adjusted according to the level of infestation
with the pest in question.

In the case of systemically active compounds, the compounds of
the formula (I) also access the plants via the root system.
15 The plants are then treated by the action of the compounds of
the formula (I) on the habitat of the plant. This can be
accomplished, for example, by drenching, or by mixing into the
soil or the nutrient solution, meaning that the locus of the
plant (e.g. soil or hydroponic systems) is impregnated with a
20 liquid form of the compounds of the formula (I), or by soil
application, meaning that the compounds of the formula (I) are
introduced in solid form (e.g. in the form of granules) into
the locus of the plants. In the case of paddy rice crops, this
can also be accomplished by metering the compound of the
25 formula (I) in a solid application form (for example as
granules) into a flooded paddy field.

Seed treatment

30 The control of animal pests by the treatment of the seed of
plants has long been known and is the subject of constant
improvements. However, the treatment of seed entails a series
of problems which cannot always be solved in a satisfactory
manner. Thus, it is desirable to develop methods for
35 protecting the seed and the germinating plant which dispense
with, or at least reduce considerably, the additional
application of pesticides during storage, after sowing or
after emergence of the plants. It is additionally desirable to

optimize the amount of active compound used so as to provide optimum protection for the seed and the germinating plant from attack by animal pests, but without damage to the plant itself by the active compound used. In particular, methods for the treatment of seed should also take account of the intrinsic insecticidal or nematicidal properties of pest-resistant or -tolerant transgenic plants in order to achieve optimal protection of the seed and the germinating plant with a minimum expenditure of pesticides.

10

The present invention therefore in particular also relates to a method for the protection of seed and germinating plants from attack by pests, by treating the seed with one of the compounds of the formula (I). The method according to the invention for protecting seed and germinating plants against attack by pests further comprises a method in which the seed is treated simultaneously in one operation or sequentially with a compound of the formula (I) and a mixing component. It further also comprises a method where the seed is treated at different times with a compound of the formula (I) and a mixing component.

15
20

The invention likewise relates to the use of the compounds of the formula (I) for the treatment of seed for protecting the seed and the resulting plant from animal pests.

25

The invention further relates to seed which has been treated with a compound of the formula (I) for protection from animal pests. The invention also relates to seed which has been treated simultaneously with a compound of the formula (I) and a mixing component. The invention further relates to seed which has been treated at different times with a compound of the formula (I) and a mixing component. In the case of seed which has been treated at different times with a compound of the formula (I) and a mixing component, the individual substances may be present on the seed in different layers. In this case, the layers comprising a compound of the formula (I) and a mixing component may optionally be separated by an

30
35

intermediate layer. The invention also relates to seed in which a compound of the formula (I) and a mixing component have been applied as part of a coating or as a further layer or further layers in addition to a coating.

5

The invention further relates to seed which, after the treatment with a compound of the formula (I), is subjected to a film-coating process to prevent dust abrasion on the seed.

10 One of the advantages encountered with a systemically acting compound of the formula (I) is the fact that, by treating the seed, not only the seed itself but also the plants resulting therefrom are, after emergence, protected against animal
15 pests. In this way, the immediate treatment of the crop at the time of sowing or shortly thereafter can be dispensed with.

A further advantage is that the treatment of the seed with a compound of the formula (I) can enhance germination and emergence of the treated seed.

20

It is likewise considered to be advantageous that compounds of the formula (I) can especially also be used for transgenic seed.

25 Furthermore, compounds of the formula (I) can be employed in combination with compositions of signalling technology, leading to better colonization by symbionts such as, for example, rhizobia, mycorrhizae and/or endophytic bacteria or fungi, and/or to optimized nitrogen fixation.

30

The compounds of the formula (I) are suitable for protection of seed of any plant variety which is used in agriculture, in the greenhouse, in forests or in horticulture. More particularly, this includes seed of cereals (for example
35 wheat, barley, rye, millet and oats), maize, cotton, soya beans, rice, potatoes, sunflowers, coffee, tobacco, canola, oilseed rape, beet (for example sugar beet and fodder beet), peanuts, vegetables (for example tomatoes, cucumbers, beans,

cruciferous vegetables, onions and lettuce), fruit plants, lawns and ornamental plants. Of particular significance is the treatment of the seed of cereals (such as wheat, barley, rye and oats), maize, soya beans, cotton, canola, oilseed rape and
5 rice.

As already mentioned above, the treatment of transgenic seed with a compound of the formula (I) is also of particular importance. This involves the seed of plants which generally
10 contain at least one heterologous gene which controls the expression of a polypeptide having insecticidal and/or nematicidal properties in particular. The heterologous genes in transgenic seed may originate in this case from
15 microorganisms such as Bacillus, Rhizobium, Pseudomonas, Serratia, Trichoderma, Clavibacter, Glomus or Gliocladium. The present invention is particularly suitable for the treatment of transgenic seed containing at least one heterologous gene originating from Bacillus sp. The heterologous gene is more preferably derived from Bacillus thuringiensis.

20
In the context of the present invention, the compound of the formula (I) is applied to the seed. The seed is preferably treated in a state in which it is sufficiently stable for no damage to occur in the course of treatment. In general, the
25 seed can be treated at any time between harvest and sowing. It is customary to use seed which has been separated from the plant and freed from cobs, shells, stalks, coats, hairs or the flesh of the fruits. For example, it is possible to use seed which has been harvested, cleaned and dried down to a moisture
30 content which allows storage. Alternatively, it is also possible to use seed which, after drying, has been treated with, for example, water and then dried again, for example priming. In the case of rice seed, it is also possible to use seed which has been imbibed in water up to a certain stage
35 (pigeon breast stage) for example, which leads to improved germination and more uniform emergence.

When treating the seed, care must generally be taken that the

amount of the compound of the formula (I) applied to the seed and/or the amount of further additives is chosen in such a way that the germination of the seed is not adversely affected, or that the resulting plant is not damaged. This has to be
5 ensured particularly in the case of active compounds which can exhibit phytotoxic effects at certain application rates.

In general, the compounds of the formula (I) are applied to the seed in the form of a suitable formulation. Suitable
10 formulations and processes for seed treatment are known to the person skilled in the art.

The compounds of the formula (I) can be converted to the customary seed-dressing formulations, such as solutions,
15 emulsions, suspensions, powders, foams, slurries or other coating compositions for seed, and also ULV formulations.

These formulations are prepared in a known manner, by mixing compounds of the formula (I) with customary additives such as,
20 for example, customary extenders and also solvents or diluents, dyes, wetting agents, dispersants, emulsifiers, antifoams, preservatives, secondary thickeners, adhesives, gibberellins and also water.

25 Dyes which may be present in the seed-dressing formulations usable in accordance with the invention are all dyes which are customary for such purposes. It is possible to use either pigments, which are sparingly soluble in water, or dyes, which are soluble in water. Examples include the dyes known by the
30 names Rhodamine B, C.I. Pigment Red 112 and C.I. Solvent Red 1.

Useful wetting agents which may be present in the seed-dressing formulations usable in accordance with the invention
35 are all substances which promote wetting and which are customary for the formulation of active agrochemical compounds. Preference is given to using alkyl naphthalenesulphonates, such as diisopropyl or diisobutyl

naphthalenesulphonates.

Suitable dispersants and/or emulsifiers which may be present in the seed-dressing formulations usable in accordance with the invention are all nonionic, anionic and cationic dispersants customary for the formulation of active agrochemical compounds. Preference is given to using nonionic or anionic dispersants or mixtures of nonionic or anionic dispersants. Suitable nonionic dispersants include in particular ethylene oxide/propylene oxide block polymers, alkylphenol polyglycol ethers and tristyrilphenol polyglycol ethers, and the phosphated or sulphated derivatives thereof. Suitable anionic dispersants are especially lignosulphonates, polyacrylic acid salts and arylsulphonate-formaldehyde condensates.

Antifoams which may be present in the seed-dressing formulations usable in accordance with the invention are all foam-inhibiting substances customary for the formulation of active agrochemical compounds. Silicone antifoams and magnesium stearate can be used with preference.

Preservatives which may be present in the seed-dressing formulations usable in accordance with the invention are all substances usable for such purposes in agrochemical compositions. Examples include dichlorophene and benzyl alcohol hemiformal.

Secondary thickeners which may be present in the seed-dressing formulations usable in accordance with the invention are all substances which can be used for such purposes in agrochemical compositions. Preferred examples include cellulose derivatives, acrylic acid derivatives, xanthan, modified clays and finely divided silica.

Useful stickers which may be present in the seed-dressing formulations usable in accordance with the invention are all customary binders usable in seed-dressing products. Preferred

examples include polyvinylpyrrolidone, polyvinyl acetate, polyvinyl alcohol and tylose.

5 Gibberellins which may be present in the seed-dressing formulations usable in accordance with the invention are preferably the gibberellins A1, A3 (= gibberellic acid), A4 and A7; particular preference is given to using gibberellic acid. The gibberellins are known (cf. R. Wegler "Chemie der Pflanzenschutz- und Schädlingsbekämpfungsmittel", vol. 2,
10 Springer Verlag, 1970, pp. 401-412).

The seed-dressing formulations usable in accordance with the invention can be used to treat a wide variety of different kinds of seed, either directly or after prior dilution with
15 water. For instance, the concentrates or the preparations obtainable therefrom by dilution with water can be used to dress the seed of cereals, such as wheat, barley, rye, oats, and triticale, and also the seed of maize, rice, oilseed rape, peas, beans, cotton, sunflowers, soya beans and beets, or else
20 a wide variety of different vegetable seed. The seed-dressing formulations usable in accordance with the invention, or the dilute use forms thereof, can also be used to dress seed of transgenic plants.

25 For the treatment of seed with the seed-dressing formulations usable in accordance with the invention, or use forms prepared therefrom, all mixing units usable customarily for the seed dressing are useful. Specifically, the procedure in seed
30 dressing is to place the seed into a mixer in batchwise or continuous operation, to add the particular desired amount of seed-dressing formulations, either as such or after prior dilution with water, and to mix until the formulation is distributed homogeneously on the seed. If appropriate, this is followed by a drying operation.

35 The application rate of the seed-dressing formulations usable in accordance with the invention can be varied within a relatively wide range. It is guided by the particular content

of the compounds of the formula (I) in the formulations and by the seed. The application rates of the compound of the formula (I) are generally between 0.001 and 50 g per kilogram of seed, preferably between 0.01 and 15 g per kilogram of seed.

5

Animal health

In the animal health field, i.e. the field of veterinary medicine, the compounds of the formula (I) are active against
10 animal parasites, in particular ectoparasites or endoparasites. The term "endoparasites" includes especially helminths and protozoa, such as coccidia. Ectoparasites are typically and preferably arthropods, especially insects and acarids.

15

In the field of veterinary medicine, the compounds of the formula (I) having favourable homeotherm toxicity are suitable for controlling parasites which occur in animal breeding and animal husbandry in livestock, breeding animals, zoo animals,
20 laboratory animals, experimental animals and domestic animals. They are active against all or specific stages of development of the parasites.

Agricultural livestock include, for example, mammals such as
25 sheep, goats, horses, donkeys, camels, buffalo, rabbits, reindeer, fallow deer, and particularly cattle and pigs; poultry such as turkeys, ducks, geese, and particularly chickens; fish and crustaceans, for example in aquaculture, and also insects such as bees.

30

Domestic animals include, for example, mammals, such as hamsters, guinea pigs, rats, mice, chinchillas, ferrets, and particularly dogs, cats, caged birds, reptiles, amphibians and aquarium fish.

35

In a preferred embodiment, the compounds of the formula (I) are administered to mammals.

In another preferred embodiment, the compounds of the formula (I) are administered to birds, namely caged birds and particularly poultry.

5 Use of the compounds of the formula (I) for the control of animal parasites is intended to reduce or prevent illness, cases of death and reductions in performance (in the case of meat, milk, wool, hides, eggs, honey and the like), such that more economical and simpler animal husbandry is enabled and
10 better animal well-being is achievable.

In relation to the field of animal health, the term "control" or "controlling" means that the compounds of the formula (I) are effective in reducing the incidence of the particular
15 parasite in an animal infected with such parasites to an innocuous degree. More specifically, "controlling" in the present context means that the compound of the formula (I) can kill the respective parasite, inhibit its growth, or inhibit its proliferation.

20

Arthropods include:

from the order of the Anoplurida, for example *Haematopinus* spp., *Linognathus* spp., *Pediculus* spp., *Phtirus* spp.,
25 *Solenopotes* spp.; from the order of the Mallophagida and the suborders Amblycerina and Ischnocerina, for example *Trimenopon* spp., *Menopon* spp., *Trinoton* spp., *Bovicola* spp., *Werneckiella* spp., *Lepikentron* spp., *Damalina* spp., *Trichodectes* spp., *Felicola* spp.; from the order of the Diptera and the suborders
30 Nematocerina and Brachyicerina, for example *Aedes* spp., *Anopheles* spp., *Culex* spp., *Simulium* spp., *Eusimulium* spp., *Phlebotomus* spp., *Lutzomyia* spp., *Culicoides* spp., *Chrysops* spp., *Odagmia* spp., *Wilhelmia* spp., *Hybomitra* spp., *Atylotus* spp., *Tabanus* spp., *Haematopota* spp., *Philipomyia* spp., *Braula*
35 spp., *Musca* spp., *Hydrotaea* spp., *Stomoxys* spp., *Haematobia* spp., *Morellia* spp., *Fannia* spp., *Glossina* spp., *Calliphora* spp., *Lucilia* spp., *Chrysomyia* spp., *Wohlfahrtia* spp., *Sarcophaga* spp., *Oestrus* spp., *Hypoderma* spp., *Gasterophilus*

spp., Hippobosca spp., Lipoptena spp., Melophagus spp., Rhinoestrus spp., Tipula spp.; from the order of the Siphonapterida, for example Pulex spp., Ctenocephalides spp., Tunga spp., Xenopsylla spp., Ceratophyllus spp.;

5

from the order of the Heteropterida, for example Cimex spp., Triatoma spp., Rhodnius spp., Panstrongylus spp.; and also nuisance and hygiene pests from the order of the Blattarida.

10 Arthropods further include:

from the subclass of the Acari (Acarina) and the order of the Metastigmata, for example from the family of Argasidae like Argas spp., Ornithodoros spp., Otobius spp., from the family
 15 of Ixodidae like Ixodes spp., Amblyomma spp., Rhipicephalus (Boophilus) spp., Dermacentor spp., Haemophysalis spp., Hyalomma spp., Rhipicephalus spp. (the original genus of multi-host ticks); from the order of Mesostigmata like
 20 Dermanyssus spp., Ornithonyssus spp., Pneumonyssus spp., Raillietia spp., Pneumonyssus spp., Sternostoma spp., Varroa spp., Acarapis spp.; from the order of the Actinedida (Prostigmata), for example Acarapis spp., Cheyletiella spp., Ornithocheyletia spp., Myobia spp., Psorergates spp., Demodex
 25 spp., Trombicula spp., Neotrombiculla spp., Listrophorus spp.; and from the order of the Acaridida (Astigmata), for example Acarus spp., Tyrophagus spp., Caloglyphus spp., Hypodectes spp., Pterolichus spp., Psoroptes spp., Chorioptes spp., Otodectes spp., Sarcoptes spp., Notoedres spp., Knemidocoptes
 spp., Cytodites spp., Laminosioptes spp.

30

Parasitic protozoa include:

Mastigophora (Flagellata), for example Trypanosomatidae, for example Trypanosoma b. brucei, T.b. gambiense, T.b.
 35 rhodesiense, T. congolense, T. cruzi, T. evansi, T. equinum, T. lewisi, T. percae, T. simiae, T. vivax, Leishmania brasiliensis, L. donovani, L. tropica, for example Trichomonadidae, for example Giardia lamblia, G. canis;

Sarcomastigophora (Rhizopoda) such as Entamoebidae, for example *Entamoeba histolytica*, Hartmannellidae, for example *Acanthamoeba* sp., *Harmanella* sp.;

5

Apicomplexa (Sporozoa) such as Eimeridae, for example *Eimeria acervulina*, *E. adenoides*, *E. alabamensis*, *E. anatis*, *E. anserina*, *E. arloingi*, *E. ashata*, *E. auburnensis*, *E. bovis*, *E. brunetti*, *E. canis*, *E. chinchillae*, *E. clupearum*, *E. columbae*,
 10 *E. contorta*, *E. crandalis*, *E. debliciecki*, *E. dispersa*, *E. ellipsoidales*, *E. falciiformis*, *E. faurei*, *E. flavescens*, *E. gallopavonis*, *E. hagani*, *E. intestinalis*, *E. iroquoina*, *E. irresidua*, *E. labbeana*, *E. leucarti*, *E. magna*, *E. maxima*, *E. media*, *E. meleagridis*, *E. meleagrimitis*, *E. mitis*, *E.*
 15 *necatrix*, *E. ninakohlyakimovae*, *E. ovis*, *E. parva*, *E. pavonis*, *E. perforans*, *E. phasani*, *E. piriformis*, *E. praecox*, *E. residua*, *E. scabra*, *E. spec.*, *E. stiedai*, *E. suis*, *E. tenella*, *E. truncata*, *E. truttae*, *E. zuernii*, *Globidium spec.*, *Isospora belli*, *I. canis*, *I. felis*, *I. ohioensis*, *I. rivolta*, *I. spec.*,
 20 *I. suis*, *Cystispora spec.*, *Cryptosporidium spec.*, in particular *C. parvum*; such as Toxoplasmatidae, for example *Toxoplasma gondii*, *Hammondia heydornii*, *Neospora caninum*, *Besnoitia besnoitii*; such as Sarcocystidae, for example *Sarcocystis bovicanis*, *S. bovi-hominis*, *S. ovicanis*, *S.*
 25 *ovifelis*, *S. neurona*, *S. spec.*, *S. sui-hominis*, such as Leucosporidae, for example *Leucozytozoon simondi*, such as Plasmodiidae, for example *Plasmodium berghei*, *P. falciparum*, *P. malariae*, *P. ovale*, *P. vivax*, *P. spec.*, such as Piroplasmae, for example *Babesia argentina*, *B. bovis*, *B.*
 30 *canis*, *B. spec.*, *Theileria parva*, *Theileria spec.*, such as Adeleina, for example *Hepatozoon canis*, *H. spec.*

Pathogenic endoparasites which are helminths include Platyhelmintha (e.g. Monogenea, cestodes and trematodes),
 35 nematodes, Acanthocephala, and Pentastoma. These include:

Monogenea: for example: *Gyrodactylus* spp., *Dactylogyrus* spp., *Polystoma* spp.;

Cestodes: from the order of the Pseudophyllidea for example:
 Diphylobothrium spp., Spirometra spp., Schistocephalus spp.,
 Ligula spp., Bothridium spp., Diphlogonoporus spp.;

5

from the order of the Cyclophyllida, for example:
 Mesocestoides spp., Anoplocephala spp., Paranoplocephala spp.,
 Moniezia spp., Thysanosoma spp., Thysaniezia spp., Avitellina
 spp., Stilesia spp., Cittotaenia spp., Andyra spp., Bertiella
 10 spp., Taenia spp., Echinococcus spp., Hydatigera spp.,
 Davainea spp., Raillietina spp., Hymenolepis spp., Echinolepis
 spp., Echinocotyle spp., Diorchis spp., Dipylidium spp.,
 Joyeuxiella spp., Diplopylidium spp.;

15 Trematodes: from the class of the Digenea, for example:
 Diplostomum spp., Posthodiplostomum spp., Schistosoma spp.,
 Trichobilharzia spp., Ornithobilharzia spp., Austrobilharzia
 spp., Gigantobilharzia spp., Leucochloridium spp., Brachylaima
 spp., Echinostoma spp., Echinoparyphium spp., Echinochasmus
 20 spp., Hyporaeum spp., Fasciola spp., Fasciolides spp.,
 Fasciolopsis spp., Cyclocoelum spp., Typhlocoelum spp.,
 Paramphistomum spp., Calicophoron spp., Cotylophoron spp.,
 Gigantocotyle spp., Fischoederius spp., Gastrothylacus spp.,
 Notocotylus spp., Catatropis spp., Plagiorchis spp.,
 25 Prosthogonimus spp., Dicrocoelium spp., Eurytrema spp.,
 Troglotrema spp., Paragonimus spp., Collyriclum spp.,
 Nanophyetus spp., Opisthorchis spp., Clonorchis spp.,
 Metorchis spp., Heterophyes spp., Metagonimus spp.;

30 Nematodes: Trichinellida, for example: Trichuris spp.,
 Capillaria spp., Paracapillaria spp., Eucoleus spp.,
 Trichomosoides spp., Trichinella spp.,

from the order of the Tylenchida, for example: Micronema spp.,
 35 Strongyloides spp.;

from the order of the Rhabditida, for example: Strongylus
 spp., Triodontophorus spp., Oesophagodontus spp., Trichonema

spp., Gyalocephalus spp., Cylindropharynx spp., Poteriosomum
 spp., Cyclococercus spp., Cylicostephanus spp.,
 Oesophagostomum spp., Chabertia spp., Stephanurus spp.,
 Ancylostoma spp., Uncinaria spp., Necator spp., Bunostomum
 5 spp., Globocephalus spp., Syngamus spp., Cyathostoma spp.,
 Metastrongylus spp., Dictyocaulus spp., Muellerius spp.,
 Protostrongylus spp., Neoststrongylus spp., Cystocaulus spp.,
 Pneumoststrongylus spp., Spicocaulus spp., Elaphoststrongylus
 spp., Parelaphoststrongylus spp., Crenosoma spp., Paracrenosoma
 10 spp., Oslerus spp., Angiostrongylus spp., Aelurostrongylus
 spp., Filaroides spp., Parafilaroides spp., Trichostrongylus
 spp., Haemonchus spp., Ostertagia spp., Teladorsagia spp.,
 Marshallagia spp., Cooperia spp., Nippostrongylus spp.,
 Heligmosomoides spp., Nematodirus spp., Hyoststrongylus spp.,
 15 Obeliscoides spp., Amidostomum spp., Ollulanus spp;

from the order of the Spirurida, for example: Oxyuris spp.,
 Enterobius spp., Passalurus spp., Syphacia spp., Aspicularis
 spp., Heterakis spp.; Ascaris spp., Toxascaris spp., Toxocara
 20 spp., Baylisascaris spp., Parascaris spp., Anisakis spp.,
 Ascaridia spp.; Gnathostoma spp., Physaloptera spp., Thelazia
 spp., Gongylonema spp., Habronema spp., Parabronema spp.,
 Draschia spp., Dracunculus spp.; Stephanofilaria spp.,
 Parafilaria spp., Setaria spp., Loa spp., Dirofilaria spp.,
 25 Litomosoides spp., Brugia spp., Wuchereria spp., Onchocerca
 spp., Spirocerca spp.;

Acanthocephala: from the order of the Oligacanthorhynchida,
 for example: Macracanthorhynchus spp., Prosthenoorchis spp.;
 30 from the order of the Polymorphida, for example: Filicollis
 spp.; from the order of the Moniliformida, for example:
 Moniliformis spp.;

from the order of the Echinorhynchida, for example
 35 Acanthocephalus spp., Echinorhynchus spp., Leptorhynchoides
 spp.;

Pentastoma: from the order of the Porocephalida, for example

Linguatula spp.

In the veterinary field and in animal husbandry, the compounds of the formula (I) are administered by methods generally known
5 in the art, such as via the enteral, parenteral, dermal or nasal route in the form of suitable preparations. Administration may be prophylactic or therapeutic.

Thus, one embodiment of the present invention refers to the
10 use of a compound of the formula (I) as a medicament.

A further aspect refers to the use of a compound of the formula (I) as an antiendoparasitic agent, in particular a helminthocidal agent or antiprotozoic agent. Compounds of the
15 formula (I) are suitable for use as an antiendoparasitic agent, especially as a helminthocidal agent or antiprotozoic agent, for example in animal breeding, in animal husbandry, in animal houses and in the hygiene sector.

A further aspect in turn relates to the use of a compound of the formula (I) as an antiectoparasitic, in particular an arthropodicide such as an insecticide or an acaricide. A further aspect relates to the use of a compound of the formula (I) as an antiectoparasitic, in particular an arthropodicide
20 such as an insecticide or an acaricide, for example in animal husbandry, in animal breeding, in animal houses or in the hygiene sector.
25

Anthelmintic mixing components

30

The following anthelmintic mixing components may be mentioned by way of example:

anthelmintically active compounds including trematocidally and
35 cestocidally active compounds:

from the class of the **macrocyclic lactones**, for example: abamectin, doramectin, emamectin, eprinomectin, ivermectin,

milbemycin, moxidectin, nemadectin, selamectin;

from the class of the **benzimidazoles** and **probenzimidazoles**,
for example: albendazole, albendazole-sulphoxide,
5 cambendazole, cyclobendazole, febantel, fenbendazole,
flubendazole, mebendazole, netobimin, oxfendazole,
oxibendazole, parbendazole, thiabendazole, thiophanate,
triclabendazole;

10 from the class of the **cyclooctadepsipeptides**, for example:
emodepside, PF1022;

from the class of the **aminoacetonitrile derivatives**, for
example: monepantel;

15

from the class of the **tetrahydropyrimidines**, for example:
morantel, pyrantel, oxantel;

from the class of the **imidazothiazoles**, for example:
20 butamisole, levamisole, tetramisole;

from the class of the **salicylanilides**, for example:
bromoxanide, brotiane, clioxanide, closantel, niclosamide,
oxyclozanide, rafoxanide, tribromsalan;

25

from the class of the **paraherquamides**, for example:
derquantel, paraherquamide;

from the class of the **aminophenylamidines**, for example:
30 amidantel, deacylated amidantel (dAMD), tribendimidine;

from the class of the **organophosphates**, for example:
coumaphos, crufomate, dichlorvos, haloxone, naphthalofos,
trichlorfon;

35

from the class of the **substituted phenols**, for example:
bithionol, disophenol, hexachlorophene, niclofolan,
meniclopholan, nitroxynil;

from the class of the **piperazinones**, for example:
praziquantel, epsiprantel;

5 from **various** other **classes**, for example: amoscanate,
bephenium, bunamidine, clonazepam, clorsulon, diamfenetid,
dichlorophen, diethylcarbamazine, emetine, hetolin,
hycanthone, lucanthone, Miracil, mirasan, niclosamide,
niridazole, nitroxynil, nitroscanate, oltipraz, omphalotin,
10 oxamniquin, paromomycin, piperazine, resorantel.

Vector control

The compounds of the formula (I) can also be used in vector
15 control. In the context of the present invention, a vector is
an arthropod, especially an insect or arachnid, capable of
transmitting pathogens, for example viruses, worms, single-
cell organisms and bacteria, from a reservoir (plant, animal,
human, etc.) to a host. The pathogens can be transmitted
20 either mechanically (for example trachoma by non-stinging
flies) to a host or after injection (for example malaria
parasites by mosquitoes) into a host.

Examples of vectors and the diseases or pathogens they
25 transmit are:

1) Mosquitoes

- Anopheles: malaria, filariasis;
30
- Culex: Japanese encephalitis, filariasis, other viral
diseases, transmission of worms;
- Aedes: yellow fever, dengue fever, filariasis, other viral
35 diseases;
- Simuliidae: transmission of worms, in particular Onchocerca
volvulus;

2) Lice: skin infections, epidemic typhus;

3) Fleas: plague, endemic typhus;

5

4) Flies: sleeping sickness (trypanosomiasis); cholera, other bacterial diseases;

5) Mites: acariosis, epidemic typhus, rickettsialpox, tularaemia, Saint Louis encephalitis, tick-borne encephalitis (TBE), Crimean-Congo haemorrhagic fever, borreliosis;

10

6) Ticks: borellioses such as *Borrelia duttoni*, tick-borne encephalitis, Q fever (*Coxiella burnetii*), babesioses (*Babesia canis canis*).

15

Examples of vectors in the context of the present invention are insects, such as aphids, flies, leafhoppers or thrips, which can transmit plant viruses to plants. Other vectors capable of transmitting plant viruses are spider mites, lice, beetles and nematodes.

20

Further examples of vectors in the context of the present invention are insects and arachnids such as mosquitoes, especially of the genera *Aedes*, *Anopheles*, for example *A. gambiae*, *A. arabiensis*, *A. funestus*, *A. dirus* (malaria) and *Culex*, lice, fleas, flies, mites and ticks, which can transmit pathogens to animals and/or humans.

25

Vector control is also possible if the compounds of the formula (I) are resistance-breaking.

30

Compounds of the formula (I) are suitable for use in the prevention of diseases and/or pathogens transmitted by vectors. Thus, a further aspect of the present invention is the use of compounds of the formula (I) for vector control, for example in agriculture, in horticulture, in forestry, in gardens and in leisure facilities, and also in the protection

35

of materials and stored products.

Protection of industrial materials

5 The compounds of the formula (I) are suitable for protecting industrial materials against attack or destruction by insects, for example from the orders Coleoptera, Hymenoptera, Isoptera, Lepidoptera, Psocoptera and Zygentoma.

10 Industrial materials in the present context are understood to mean inanimate materials, such as preferably plastics, adhesives, sizes, papers and cards, leather, wood, processed wood products and coating compositions. The use of the invention for protection of wood is particularly preferred.

15

In a further embodiment, the compounds of the formula (I) are used together with at least one further insecticide and/or at least one fungicide.

20 In a further embodiment, the compounds of the formula (I) are present as a ready-to-use pesticide, i.e. it can be applied to the material in question without further modifications. Suitable further insecticides or fungicides are in particular those mentioned above.

25

Surprisingly, it has also been found that the compounds of the formula (I) can be employed for protecting objects which come into contact with saltwater or brackish water, in particular hulls, screens, nets, buildings, moorings and signalling systems, against fouling. It is equally possible to use the compounds of the formula (I), alone or in combinations with other active compounds, as antifouling agents.

Control of animal pests in the hygiene sector

35

The compounds of the formula (I) are suitable for controlling animal pests in the hygiene sector. More particularly, the invention can be used in the domestic protection sector, in

the hygiene protection sector and in the protection of stored products, particularly for control of insects, arachnids and mites encountered in enclosed spaces, for example dwellings, factory halls, offices, vehicle cabins. For controlling animal
5 pests, the compounds of the formula (I) are used alone or in combination with other active compounds and/or auxiliaries. They are preferably used in domestic insecticide products. The compounds of the formula (I) are effective against sensitive and resistant species, and against all developmental stages.

10

These pests include, for example, pests from the class Arachnida, from the orders Scorpiones, Araneae and Opiliones, from the classes Chilopoda and Diplopoda, from the class Insecta the order Blattodea, from the orders Coleoptera,
15 Dermaptera, Diptera, Heteroptera, Hymenoptera, Isoptera, Lepidoptera, Phthiraptera, Psocoptera, Saltatoria or Orthoptera, Siphonaptera and Zygentoma and from the class Malacostraca the order Isopoda.

20

Application is effected, for example, in aerosols, unpressurized spray products, for example pump and atomizer sprays, automatic fogging systems, foggers, foams, gels, evaporator products with evaporator tablets made of cellulose or plastic, liquid evaporators, gel and membrane evaporators,
25 propeller-driven evaporators, energy-free, or passive, evaporation systems, moth papers, moth bags and moth gels, as granules or dusts, in baits for spreading or bait stations.

Description of the processes and intermediates

30

The preparation and use examples which follow illustrate the invention without limiting it. The products were characterized by ¹H NMR spectroscopy and/or LC-MS (Liquid Chromatography Mass Spectrometry).

35

The logP values were determined in accordance with OECD Guideline 117 (EC Directive 92/69/EEC) by HPLC (high-performance liquid chromatography) using reversed-phase (RP)

columns (C18), by the following methods:

[a] The LC-MS determination in the acidic range was carried out at pH 2.7 with 0.1% aqueous formic acid and acetonitrile (contains 0.1% formic acid) as mobile phases; linear gradient from 10% acetonitrile to 95% acetonitrile.

[b] LC-MS determination in the neutral range was carried out at pH 7.8 with 0.001 molar aqueous ammonium hydrogencarbonate solution and acetonitrile as mobile phases; linear gradient from 10% acetonitrile to 95% acetonitrile.

Calibration was carried out using unbranched alkan-2-ones (having 3 to 16 carbon atoms) with known logP values (logP values determined on the basis of the retention times by linear interpolation between two successive alkanones).

The NMR spectra were determined using a Bruker Avance 400 fitted with a flow probe head (60 μ l volume). In individual cases, the NMR spectra were measured with a Bruker Avance II 600.

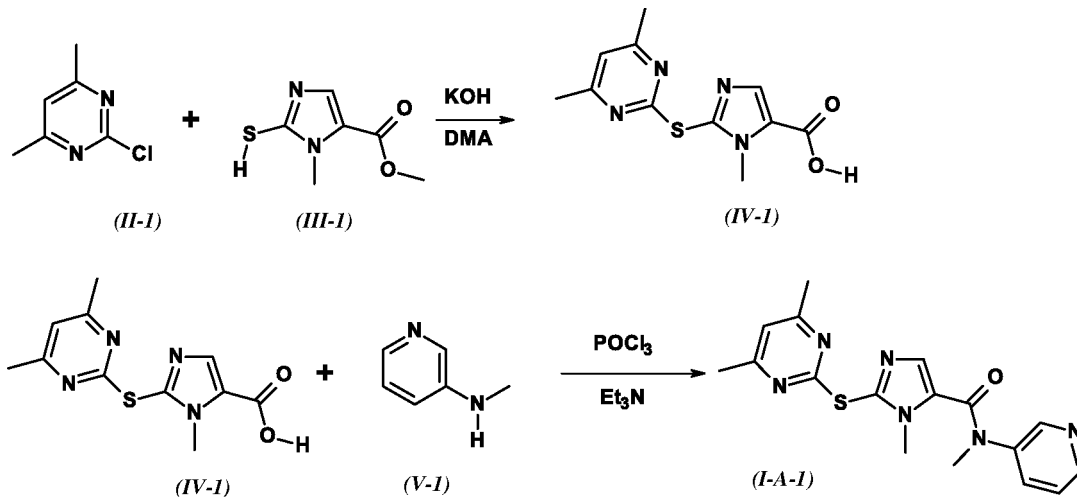
The NMR data of selected examples are stated in classic form (δ values, multiplet splitting, number of hydrogen atoms). The splitting of the signals was described as follows: s (singlet), d (doublet), t (triplet), q (quartet), quint (quintuplet), m (multiplet), br (for broad signals). Solvents used were CD₃CN, CDCl₃ or D₆-DMSO, and tetramethylsilane (0.00 ppm) was used as reference.

30

Preparation examples

Processes A and B

35 **Example (I-A-1)**



Preparation of the compound (IV-1)

5 1.46 g (10 mmol) of 2-chloro-4,6-dimethylpyrimidine, 0.62 g (11 mmol) of powdered potassium hydroxide and 1.72 g (10 mmol) of methyl 1-methyl-2-sulphanylimidazole-5-carboxylate were combined in 30 ml of dimethylacetamide (DMA) and stirred overnight at a temperature of 120°C. The solvent was removed under reduced pressure on a rotary evaporator and the residue was taken up in water and methylene chloride and extracted. The aqueous phase was acidified with 2N hydrochloric acid, and the precipitate was filtered off with suction and dried.

10 Yield: 443 mg (15.8% of theory)

15

logP[a]: 0.81

¹H-NMR (d₆-DMSO, 400MHz); δ = 2.30 (s, 6H), 3.34 (s, 3H), 7.07 (s, 1H), 7.75 (s, 1H), 13.19 (s,br, 1H) ppm.

20

Preparation Example (I-A-1)

At room temperature, 0.339 g (1.18 mmol) of the compound (IV-1) were initially charged in 15 ml of absolute tetrahydrofuran (THF), and 0.17 ml (1.18 mmol) of triethylamine were added. The mixture was stirred for 5 min, 0.14 g (1.3 mmol) of 3-methylaminopyridine was then added and the mixture was stirred for a further 15 min. 0.46 ml (3.31 mmol) of triethylamine was

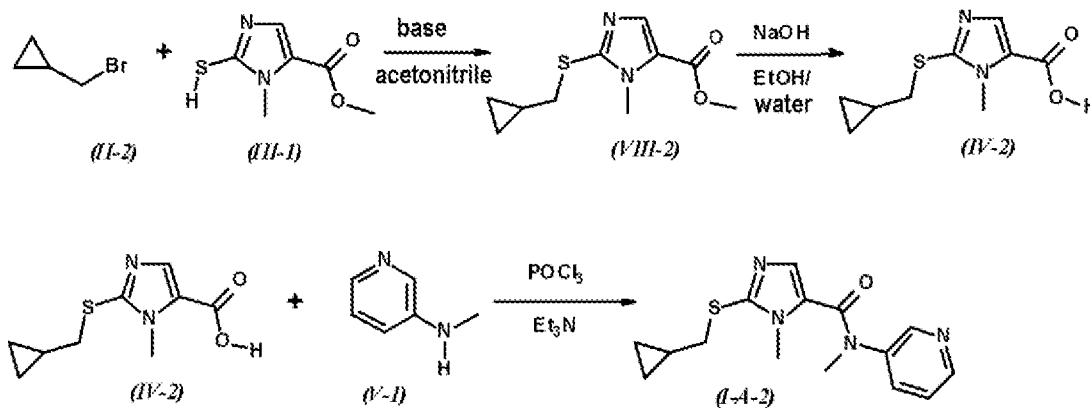
subsequently added, immediately followed by the dropwise addition of 0.11 g (0.71 mmol) of phosphorus oxychloride, and the mixture was then boiled under reflux for 30 min. The mixture was concentrated under reduced pressure and the residue was purified by RP medium pressure column chromatography using a water/acetonitrile mobile phase gradient. Yield: 77 mg (17.7% of theory)

logP[a]: 1.31; logP [n]: 1.41

10

$^1\text{H-NMR}$ (CD_3CN , 400MHz); δ = 2.32 (s, 6H), 3.43 (s, 3H), 3.79 (s, 3H), 6.43 (s, 1H), 6.90 (s, 1H), 7.36-7.39 (m, 1H), 7.70-7.73 (m, 1H), 8.41-8.42 (d, 1H), 8.45-8.47 (m, 1H) ppm.

15 **Example (I-A-2)**



Preparation of the compound (VIII-2)

20

0.81 g (6 mmol) of cyclopropylmethyl bromide, 0.83 g (6 mmol) of powdered potassium carbonate and 0.861 g (5 mmol) of methyl 1-methyl-2-sulphanylimidazole-5-carboxylate were combined in 20 ml of acetonitrile, and the mixture was, with stirring, heated under reflux for 5 h. Dissolution in acidic MeOH resulted in the precipitation of a white powder which was filtered off with suction and then purified by MPLC on silica gel using the mobile phase cyclohexane/ethyl acetate 1:1. Yield: 210 mg (18.6% of theory)

30

logP[a]: 2.06; logP[n]: 2.26

¹H-NMR (CD₃CN, 400MHz); δ = 0.26-0.30 (m, 2H), 0.56-0.61 (m, 2H), 1.10 (cm, 1H), 3.37-3.47 (m, 2H), 3.88 (s, 3H), 3.96 (s, 3H), 7.97 (s, 1H) ppm.

Preparation of the compound (IV-2)

0.210 g (0.928 mmol) of the compound (VIII-2) and 0.186 g (0.928 mmol) of 20% strength aqueous sodium hydroxide solution in 5 ml of ethanol were stirred at 40°C for 1 h. The solvent was evaporated under reduced pressure and the residue was dissolved in 1 ml of water and adjusted to pH 2 using 1N HCl. The solution was concentrated under reduced pressure and the residue was purified by RP-MPLC using a water/acetonitrile gradient. Yield: 155 mg (78.7% of theory)

logP[a]: 0.62; logP[n]: -0.18

¹H-NMR (CD₃CN, 400MHz); δ = 0.23-0.26 (m, 2H), 0.52-0.56 (m, 2H), 1.12 (cm, 1H), 3.08-3.10 (d, 2H), 3.77 (s, 3H), 7.66 (s, 1H) ppm.

Preparation of Example (I-A-2)

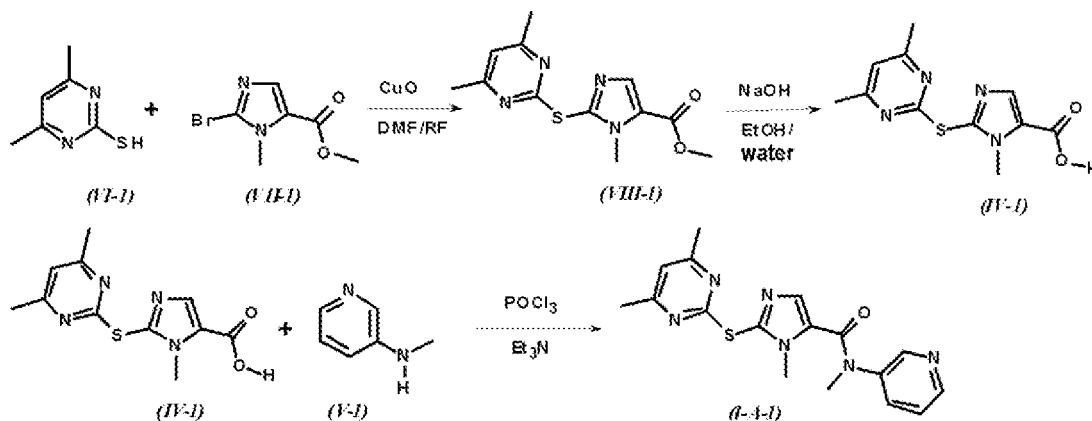
At room temperature, 0.14 g (0.66 mmol) of the compound (IV-2) were initially charged in 10 ml of absolute tetrahydrofuran (THF), and 0.1 ml (0.66 mmol) of triethylamine was added. The mixture was stirred for 5 min, 0.078 g (0.73 mmol) of 3-methylaminopyridine was then added and the mixture was stirred for a further 15 min. 0.26 ml (1.85 mmol) of triethylamine was subsequently added, immediately followed by the dropwise addition of 0.061 g (0.4 mmol) of phosphorus oxychloride, and the mixture was then boiled under reflux for 30 min. The mixture was concentrated under reduced pressure and the residue was purified by MPLC on silica gel using the mobile phase cyclohexane/ethyl acetate 1:1. Yield: 35 mg (14% of theory).

logP[a]: 1.28; logP[n]: 1.81

¹H-NMR (CD₃CN, 400MHz); δ = 0.12-0.16 (m, 2H), 0.47-0.51 (m, 2H), 1.03 (cm, 1H), 2.94-2.96 (d, 2H), 3.38 (s, 3H), 3.74 (s, 3H), 6,25 (s, 1H), 7.34-7.38 (m, 1H), 7.66-7.69 (m, 1H), 8.410-8.415 (d, 1H), 8.45-8.46 (m, 1H) ppm.

Preparation of the intermediates for process B

10



Preparation of the compound (VIII-1)

15 Under argon, 0.7 g (5 mmol) of 2-mercapto-4,6-dimethylpyrimidine, 0.75 g (5.25 mmol) of copper(I) oxide and 1.1 g (5 mmol) of methyl 1-methyl-2-bromoimidazole-5-carboxylate were combined in 60 ml of dry dimethylformamide (DMF), and the mixture was heated under reflux overnight.

20 After cooling to room temperature, the reaction mixture was filtered off with suction through Celite, washed with ethyl acetate and hot methanol, the filtrate was extracted with EDTA solution, the organic phase was separated off, the solvent was evaporated under reduced pressure and the residue was purified

25 by MPLC on silica gel using the mobile phase cyclohexane/ethyl acetate 1:1. Yield: 247 mg (17.3% of theory)

logP[a]: 1.78; logP[n]: 1.80

30 ¹H-NMR (CD₃CN, 400MHz); δ = 2.23 (s, 6H), 3.85 (s, 3H), 3.87 (s,

3H), 6.92 (s, 1H), 7.77 (s, 1H) ppm.

Preparation of the compound (IV-1)

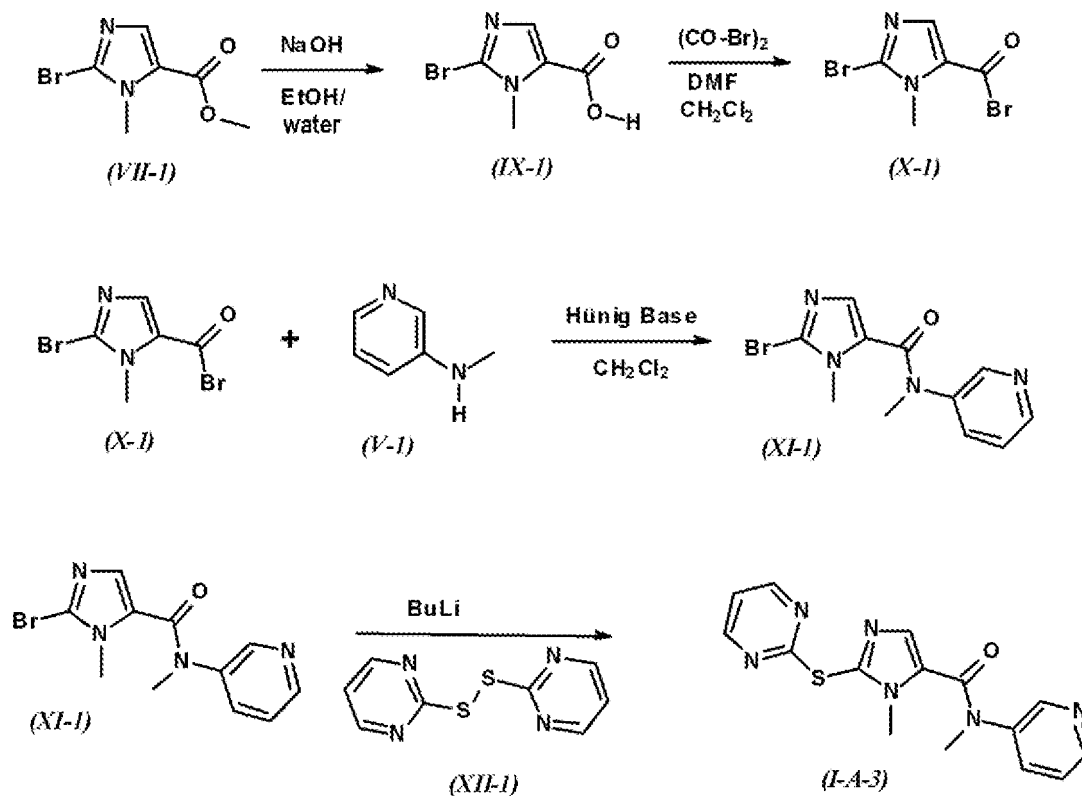
5 0.396 g (1.42 mmol) of the compound (VIII-1) and 0.28 g (1.42 mmol) of 20% strength aqueous sodium hydroxide solution in 10 ml of ethanol were stirred at 40°C for 1 h. The solvent was evaporated under reduced pressure and the residue was dissolved in 2 ml of water and adjusted to pH 2 using 1N HCl.
 10 The precipitate was filtered off with suction and dried.
 Yield: 339 mg (83% of theory)

logP[a]: 0.81

15 ¹H-NMR (CD₃CN, 400MHz); δ = 2.23 (s, 6H), 3.86 (s, 3H), 6.92 (s, 1H), 7.77 (s, 1H) ppm.

Process C-1

20 Example (I-A-3)



Preparation of the compound (IX-1)

1 g (4.565 mmol) of methyl 1-methyl-2-bromoimidazole-5-carboxylate (VII-1) was dissolved in 10 ml of ethanol, 5.48 ml of 1 N NaOH(aq.) was added and the mixture was stirred at room temperature for 60 min. After addition of 5.5 ml of 1N HCl(aq.) (adjusted to pH ~ 3), a white precipitate is formed. The mixture was concentrated to dryness and, in an ultrasonic bath, suspended in 6 ml of water. The white crystals were filtered off and washed with 2 ml of water. The mother liquor was concentrated almost to dryness. The crystals were filtered off with suction and washed with a little water. The combined crystals were dried under oil pump vacuum. Yield: 890 mg (95% of theory).

logP[a]: 0.31;

¹H-NMR (d₆-DMSO, 400MHz); δ = 3.82 (s, 3H), 7.60 (s, 1H), 13.15 (s, 1H) ppm.

Preparation of the compound (X-1)

Using a syringe canula, about 60 mg of DMF were added to a suspension of 890 mg (4.341 mmol) of 1-methyl-2-bromoimidazole-5-carboxylic acid (IX-1) in 15 ml of dichloromethane. At room temperature, 940 mg (4.341 mmol) of oxalyl bromide were added, resulting in an intensive evolution of gas. The next day, a further 10 ml of dichloromethane and 140 mg of oxalyl bromide were added. After 1 h of stirring at room temperature, a further 110 mg of oxalyl bromide and 30 mg of DMF were added, and the mixture was stirred at room temperature for another hour, LC/MS showing 96% conversion. Without further work-up, the suspension was used for the synthesis of compound (XI-1).

Preparation of the compound (XI-1)

14.02 g (40.19 mmol) of 1-methyl-2-bromoimidazole-5-carbonyl bromide (X-1) were suspended in 80 ml of dichloromethane, and the suspension was cooled to 0°C. A solution of 4.35 g (40.19 mmol) of 3-methylaminopyridine (V-1) and 41 ml (241.2 mmol) of Hünig base dissolved in 40 ml of dichloromethane was added at 0°C. The mixture was stirred at room temperature for 1 h and then boiled under reflux for 4 h and allowed to stand at RT overnight. The mixture was concentrated under reduced pressure. The residue was taken up in 500 ml of dichloromethane and washed 3x with a total of 400 ml of water (2 x about 200 ml and 1x about 100 ml). The combined aqueous phases were extracted with about 50 ml of dichloromethane and the organic phases were combined. The combined organic phases were washed 2x with an aqueous NaHCO₃ solution (3.5 g of NaHCO₃ in 150 ml of water). The combined aqueous phases were extracted with about 50 ml of dichloromethane and the organic phases were combined, dried and concentrated under reduced pressure. Yield: 10.45 g (81.9% of theory) of a brown viscous oil in an LC/MS purity of 93%.

20

logP[a] 0.65; logP[n]: 0.93

¹H-NMR (d₆-DMSO, 400MHz); δ = 3.37 (s, 3H), 3.75 (s, 3H), 6.25 (s, 1H), 7.43-7.47 (m, 1H), 7.84-7.87 (m, 1H), 8.48-8.49 (m, 1H), 8.52 (m, 1H) ppm.

25

Compound (I-A-3)

0.54 g (1.83 mmol) of the compound (XI-1) were dissolved in 5 ml of THF, and the solution was cooled to <-70°C. At this temperature, 0.75 ml (1.83 mmol) of a 2.5 molar solution of n-BuLi in hexane was added dropwise over a period of 10 minutes, and the mixture was stirred for another 15 minutes. 0.407 g of the compound (XII-1), dissolved in 5 ml of THF, was then added dropwise. The mixture was stirred at <-70°C for a further 45 minutes. At -70°C, the mixture was quenched with ammonium chloride solution, the product was extracted with dichloromethane and the solution was dried and concentrated

35

under reduced pressure. The residue was isolated by MPLC on silica gel using a methylene chloride/ethanol gradient as mobile phase. Yield: 113 mg (17% of theory)

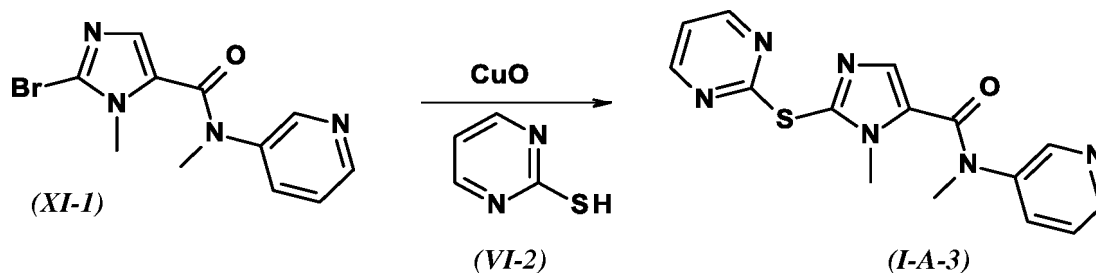
5 logP[a]: 0.69; logP[n]: 0.98

¹H-NMR (d₆-DMSO, 400MHz); δ = 3.41 (s, 3H), 3.75 (s, 3H), 6.49 (s, 1H), 6.90 (s, 1H), 7.32-7.34 (t, 1H), 7.45-7.48 (m, 1H), 7.84-7.86 (m, 1H), 8.48-8.50 (m, 1H), 8.51-8.53 (m, 1H), 8.63-10 8.64 (d, 2H) ppm.

Process C-2

Compound (I-A-3)

15



0.456 g (4.066 mmol) of 2-mercaptopyrimidine, 0.64 g (4.473 mmol) of copper(I) oxide and 1.2 g (4.066 mmol) of the compound (XI-1) were combined in 12 ml of dry dimethylformamide (DMF) and heated under reflux for 3 h. After cooling to room temperature, the reaction mixture was filtered through Celite, the solvent was evaporated under reduced pressure and the residue was purified by MPLC on silica gel using a dichloromethane/methanol gradient as mobile phase. Yield: 408 mg (30% of theory).

20
25

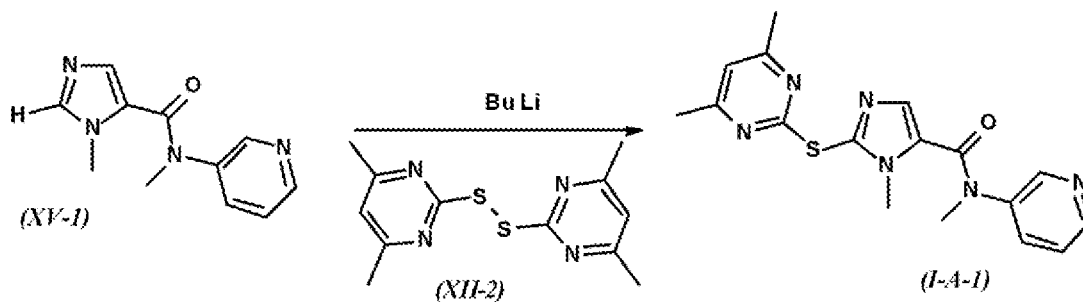
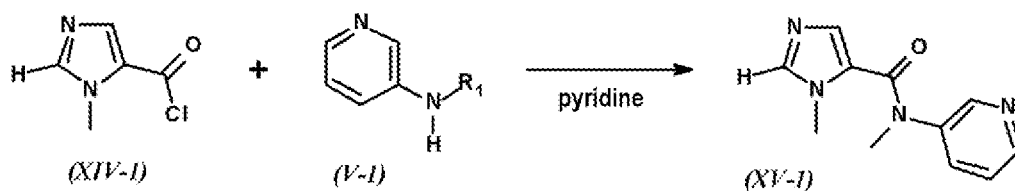
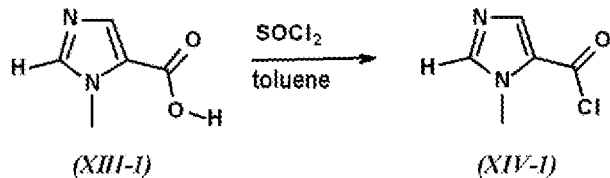
logP[n]: 0.98

30 ¹H-NMR (d₆-DMSO, 400MHz); δ = 3.41 (s, 3H), 3.75 (s, 3H), 6.49 (s, 1H), 6.90 (s, 1H), 7.32-7.34 (t, 1H), 7.45-7.48 (m, 1H), 7.84-7.86 (m, 1H), 8.48-8.50 (m, 1H), 8.51-8.53 (m, 1H), 8.63-8.64 (d, 2H) ppm.

Process D

Compound (I-A-1)

5



Preparation of the compound (XV-1)

10 12.71 g (104.7 mmol) of thionyl chloride were added to a suspension of 12 g (95.2 mmol) of 1-methylimidazole-5-carboxylic acid (XIII-1) in 72 ml of toluene, and the mixture was stirred at 130°C overnight. The reaction mixture was concentrated under reduced pressure. A solution of 10.3 g
 15 (95.2 mmol) of 3-methylaminopyridine (V-1) in 72 ml of pyridine was added to the residue, and the resulting reaction mixture was heated at 115°C for 4 h. The mixture was then once more concentrated under reduced pressure and the residue was purified by column chromatography on silica gel using the
 20 mobile phase acetonitrile/methanol 3:1. This gave 8.1 g (39.3% of theory) of the title compound (XV-1) and 9.5 g (37.1% of theory) of the HCl salt of the title compound.

logP[n]: 0.42

¹H-NMR (CD₃CN, 400MHz); δ = 3.39 (s, 3H), 3.81 (s, 3H), 6.17 (s, 1H), 7.36-7.40 (m, 2H), 7.67-7.70 (m, 1H), 8.41 (m, 1H), 8.47 (m, 1H) ppm.

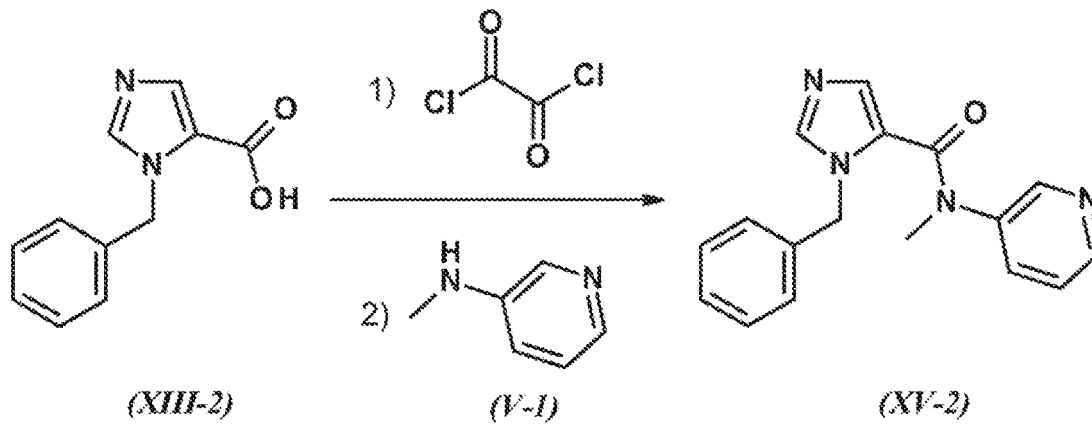
Example (I-A-1)

10 0.500 g (2.31 mmol) of the compound (XV-1) was dissolved in 10 ml of THF, and the mixture was cooled to -85°C. During the reaction, the temperature was kept between -82 and -90°C. At this temperature, 0.91 ml (2.4 mmol) of a 2.5 molar solution of n-BuLi in n-hexane was added dropwise over a period of 5
15 minutes, and the mixture was stirred for another 10 minutes. 0.407 g of the compound (XII-2), suspended in 5 ml of THF, was then added dropwise over 3 min. The mixture was stirred at <-85°C for a further 30 minutes. Over 1.5 h, the mixture was warmed to 0°C and then allowed to stand at room temperature
20 overnight. The solid was filtered off with suction and washed with dichloromethane. The filtrate was concentrated under reduced pressure and the residue was purified by MPLC on silica gel using the mobile phase ethyl acetate/methanol 95:5. This gave 200 mg of product (70% pure) which were purified
25 further by RP-HPLC (acetonitrile/water + 0.1% formic acid). Purification gave 105 mg (12.8% of theory).

logP[a]: 1.26; logP[n]: 1.46

30 ¹H-NMR (d₆-DMSO, 400MHz); δ = 2.31 (s, 6H), 3.41 (s, 3H), 3.74 (s, 3H), 6.46 (s, 1H), 7.06 (s, 1H), 7.43-7.46 (m, 1H), 7.85-7.87 (m, 1H), 8.46-8.49 (m, 2H) ppm.

Preparation of 1-benzyl-N-methyl-N-(pyridin-3-yl)-1H-imidazole-5-carboxamide (Compound XV-2)
35

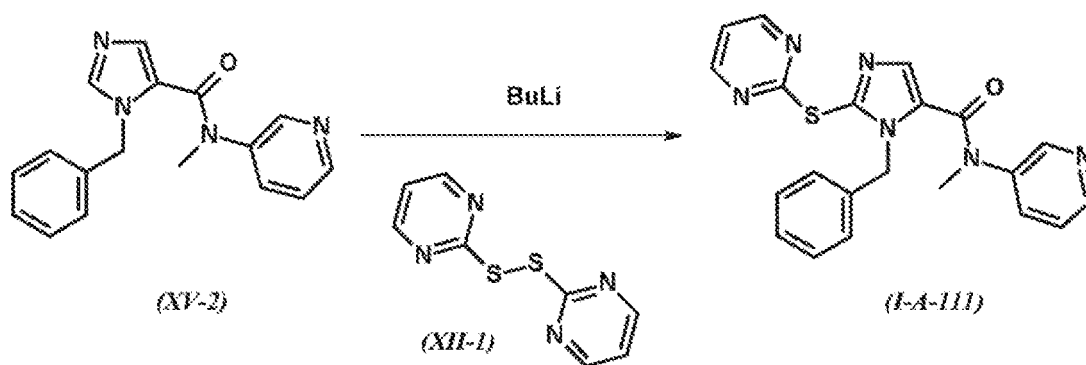


[1-Benzyl-1H-imidazole-5-carboxylic acid hydrochloride (XIII-2) was prepared according to the procedure of *Tetrahedron* 5 **2004**, 60, 6079-6083.] 1.00 g (4.94 mmol) of 1-benzyl-1H-imidazole-5-carboxylic acid hydrochloride (XIII-2) was dissolved in 10 ml of dichloromethane with a drop of dimethylformamide. 0.475 ml (5.44 mmol) of oxalyl chloride was added dropwise. The mixture was stirred at room temperature for 3 h. The solvent was evaporated under reduced pressure. A solution of 0.535 g (4.94 mmol) of N-methylpyridine-3-amine (V-1) in 7.2 ml of pyridine was added dropwise to the residue, and the mixture was stirred at 100°C overnight. The solvent was evaporated under reduced pressure. The residue was dissolved in 8.3 ml of dichloromethane, and 1.57 g (14.8 mmol) of sodium carbonate were added. The mixture was stirred at room temperature for 3 h and then filtered and concentrated. The residue was purified on silica gel by MPLC using the mobile phase ethyl acetate/methanol. Purification gave 0.326 g 15 (21.9% of theory).

logP[a]: 0.85; logP[n]: 1.40;

¹H-NMR (d₆-DMSO, 400MHz); δ = 3.26 (s, 3H), 5.45 (s, 2H), 6.27 (s, 1H), 7.19-7.21 (m, 2H), 7.30-7.42 (m, 5H), 7.858-7.863 (m, 1H), 7.90 (s, 1H), 8.40-8.41 (m, 1H) ppm. 25

Example (I-A-111): 1-benzyl-N-methyl-N-(pyridin-3-yl)-2-(pyrimidin-2-ylsulphonyl)-1H-imidazole-5-carboxamide

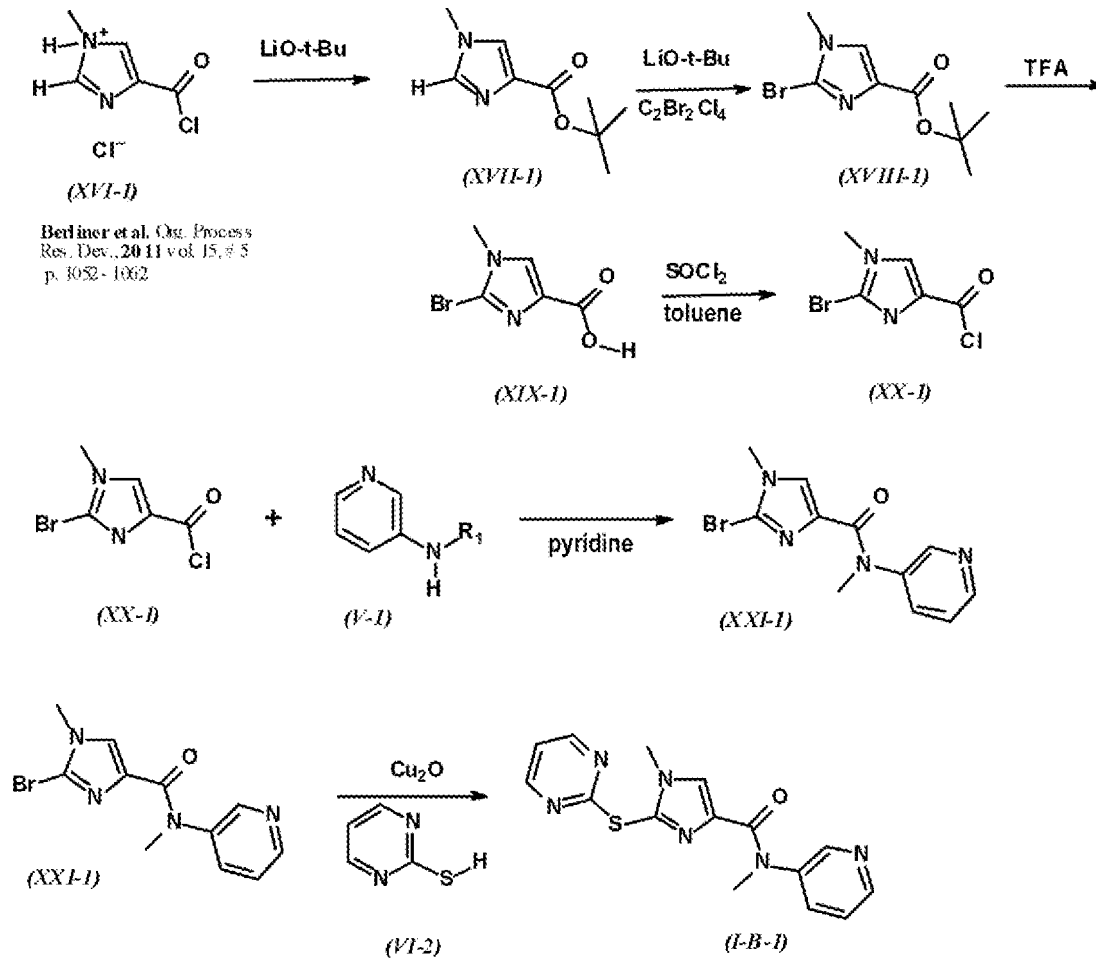


0.272 g (0.930 mmol) of 1-benzyl-N-methyl-N-(pyridin-3-yl)-1H-imidazole-5-carboxamide (XV-2) was dissolved in 11 ml of THF and cooled to -90°C . During the reaction, the temperature was kept between -85°C and -90°C . 0.39 ml (0.977 mmol) of a 2.5 molar *n*-BuLi solution in *n*-hexane was added dropwise at -90°C over a period of 5 minutes, and the mixture was stirred for another 5 minutes. Subsequently, over a period of 5 minutes, 0.620 g of 2,2'-disulphanediylidipyrimidine (2.79 mmol) (XII-1), dissolved in 1 ml of THF, was added dropwise. The mixture was stirred at -80°C for a further 30 minutes and then, over 30 minutes, warmed to room temperature. The mixture was extracted with semiconcentrated sodium bicarbonate solution/dichloromethane. The aqueous phase was extracted three more times with dichloromethane. The organic phases were combined, washed with a little water, dried with sodium sulphate, filtered and concentrated. The residue was purified on silica gel by MPLC using the mobile phase ethyl acetate/methanol. The desired fraction was purified on RP18 by HPLC using the mobile phase acetonitrile/water. Purification gave 140 mg (35.1% of theory).

Analysis see Table 2

Process E

Example (I-B-1)



Preparation of the compound (XVII-1)

5 Under argon and at -40°C , 33.9 g (0.493 mol) of lithium tert-butoxide were added with stirring to a suspension of 36.5 g (0.201 mol) of 1-methyl-1H-imidazole-4-carbonyl chloride hydrochloride in 400 ml of tetrahydrofuran. Without further
 10 addition of 170 g of sodium bicarbonate, the mixture was filtered through a little silica gel, washing with ethyl acetate. The combined organic phases were evaporated and the residue obtained was extracted with dichloromethane. The evaporation residue of the dichloromethane phase was
 15 partitioned between saturated sodium bicarbonate solution and ethyl acetate and the organic phase was dried with magnesium sulphate, filtered and evaporated, giving 22.7 g of tert-butyl 1-methyl-1H-imidazole-4-carboxylate (73% yield of theory).

logP[a]:0.74;

¹H-NMR (CD₃CN, 400MHz); δ = 1.52 (s, 9H), 3.66 (s, 3H), 7.43
5 (s, 1H), 7.54 (s, 1H) ppm.

Preparation of the compound (XVIII-1)

0.5 g (2.744~~mmol~~ mmol) of tert-butyl 1-methylimidazole-4-
10 carboxylate (XVII-1) were initially charged in 10 ml of
tetrahydrofuran (THF), 0.894 g (2.744 mmol) of 1,2-dibromo-
1,1,2,2-tetrachloroethane were added and 0.88 g (11 mmol) of
lithium tert-butoxide were added at room temperature. The
mixture was stirred at room temperature overnight, the
15 reaction product was concentrated under reduced pressure and
the residue was purified by MPLC on RP18 using
acetonitrile/water + 0.1% formic acid as mobile phase. Yield:
250 mg (34.8% of theory).

20 logP[a]: 1.27

¹H-NMR (CD₃CN, 400MHz); δ = 1.51 (s, 9H), 3.60 (s, 3H), 7.65
(s, 1H) ppm.

25 Preparation of the compound (XIX-1)

At room temperature, 645 mg (2.47 mmol) of tert-butyl 2-bromo-
1-methyl-1H-imidazole-4-carboxylate were stirred in a mixture
of 1.7 g of trifluoroacetic acid and 7 ml of dichloromethane
30 for 12 hours. The solvent was removed. The evaporation residue
obtained consisted to 95% of the target product 2-bromo-1-
methyl-1H-imidazole-4-carboxylic acid, which corresponds to a
virtually quantitative yield.

35 logP[a]: 0.0;

¹H-NMR (CD₃CN, 400MHz); δ = 3.65 (s, 3H), 7.78 (s, 1H) ppm.

Preparation of the compound (XXI-1)

0.32 ml of oxalyl chloride (1.2 eq.) were added dropwise to a solution of 681 mg (3.32 mmol) of 2-bromo-1-methyl-1H-imidazole-4-carboxylic acid in 7 ml of dichloromethane and 3 drops of dimethylformamide. After 4 hours, the mixture was evaporated to dryness. 10 ml of dichloromethane, 359 mg (1 eq.) of N-methylpyridine-3-amine and 6 eq. of N,N-diisopropylethylamine were added to the residue and the mixture was then stirred for one hour. The mixture was then evaporated to dryness and the residue was chromatographed by MPLC on silica gel using the mobile phase ethyl acetate/methanol. Yield 411 mg (43% of theory).

logP[n]: 0.76;

¹H-NMR (CD₃CN, 400MHz); δ = 3.41 (s, 3H); 3.51 (s, 3H), 7.28-7.35 (m, 2H), 7.59-7.61 (m, 1H), 8.37-8.43 (m, 2H) ppm.

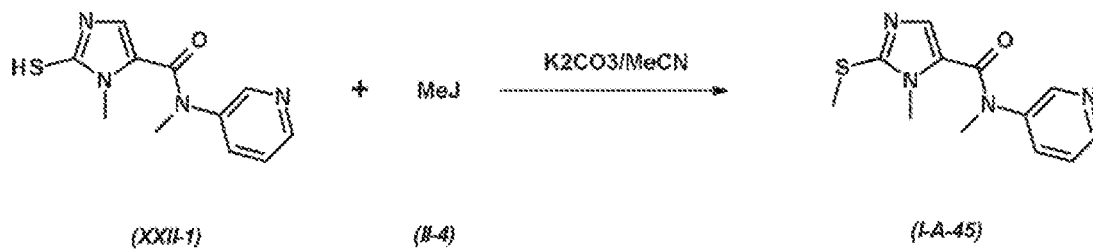
Preparation of the compound (I-B-1)

250 mg (0.618 mmol) of the compound (XXI-1) and 69 mg (0.618 mmol) of 2-mercaptopyrimidine were combined in a rolled flange vessel and stirred at 150°C for 2 hours. The mixture was washed with saturated EDTA solution and extracted three times with ethyl acetate. The organic solution was dried with magnesium sulphate, filtered and concentrated under reduced pressure. The residue was purified by MPLC on silica gel using an ethyl acetate/methanol gradient as mobile phase. Yield: 65 mg (30.6% of theory).

logP[a]: 0.42; logP[n]: 0.83;

¹H-NMR (CD₃CN, 400MHz); δ = 3.47 (s, 3H), 3.58 (s, 3H), 7.15 (m, 1H), 7.30 (br. s, 1H), 7.54 (br. s, 1H), 7.60 (br. d, 1H), 8.39 (br. s, 2H), 8.48-8.49 (m, 2H) ppm.

Process F

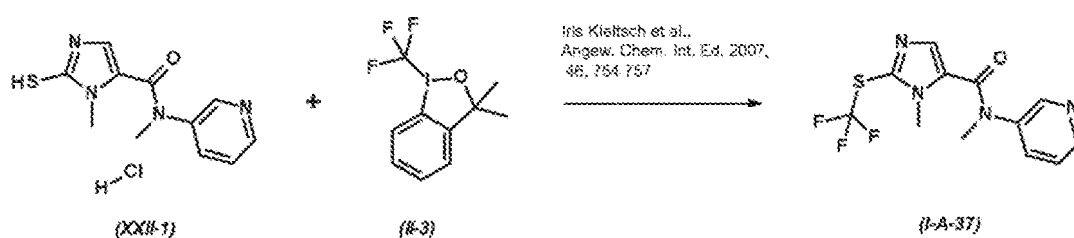
Example (I-A-45)

5

Under argon, 0.496 g (2 mmol) of the compound (XXII-1), 0.332 g (2.4 mmol) of potassium carbonate and 0.125 ml (2 mmol) of methyl iodide in 10 ml of acetonitrile were boiled under reflux for 1 h. The reaction mixture was concentrated under reduced pressure, sodium bicarbonate solution was added, the mixture was concentrated again, the residue stirred with ethanol, the salts were filtered off and the solvent was evaporated. After reversed phase chromatography, the residue gave 237 mg of the target compound (I-A-45).

15

Analysis see Table 2

Example (I-A-37)


20

Under argon, 0.420 g (1.47 mmol) of the compound (XXII-1) hydrochloride were dissolved in 5 ml of methanol, and the mixture was cooled to -78°C . After addition of the alkylating agent (II-3) (2 eq.), the mixture was stirred for one hour and then warmed to room temperature, 1 ml of saturated ammonium chloride solution was added and the mixture was concentrated completely. The residue gave, after chromatography on silica gel, 220 mg of the target compound (I-A-37).

Analysis see Table 2

Example (I-A-38)

5

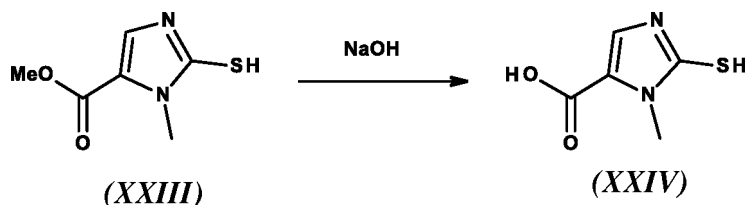


0.200 g (0.70 mmol) of the compound (XXII-1) hydrochloride was dissolved in 10 ml of dimethylformamide, and, with stirring, 3 eq. of potassium carbonate and 2 eq. of sodium chlorodifluoroacetate were added. After 3 hours of heating at 95°C, the mixture was allowed to cool to room temperature and concentrated completely, the residue was taken up in 10 ml of methanol and the mixture was filtered through celite. The filtrate was concentrated completely and chromatographed on silica gel, giving 56 mg of the target compound (I-A-38).

Analysis see Table 2

20 Synthesis route to compound (XXII-1)

Compound (XXIV)



25

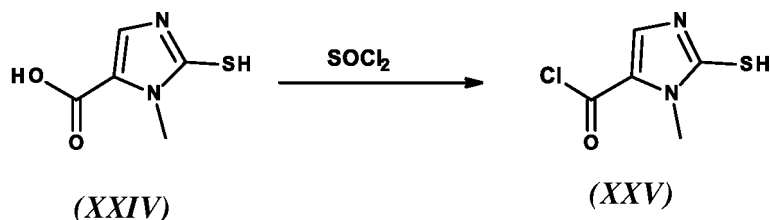
428 g (2.49 mol) of the commercially available compound (XXIII) were stirred in 2.8 l of 3 M aqueous sodium hydroxide solution at 15°C for 30 min. Using 6 M hydrochloric acid, the pH was then adjusted to 1-2 and the precipitate was filtered off with suction. Drying gave 363 g of the compound (XXIV).

30

$^1\text{H-NMR}$ (400 MHz, CD_3OD): δ = 3.82 (s, 3H), 7.58 (s, 1H)

Compound (XXV)

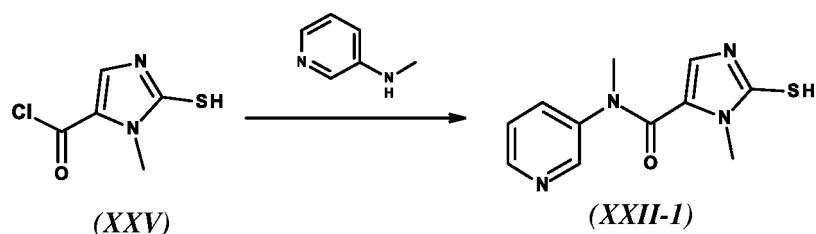
5



400 g (2.53 mol) of the compound (XXIV) were initially charged in 3.2 l of dichloromethane and 30 ml of dimethylformamide. 1.2 l of thionyl chloride were added dropwise, and the mixture was then stirred at 50°C for 2 hours. The reaction mixture was concentrated under reduced pressure. This gave 580 g of crude product as a solid which was directly used for the next reaction.

15

Compound (XXII-1)



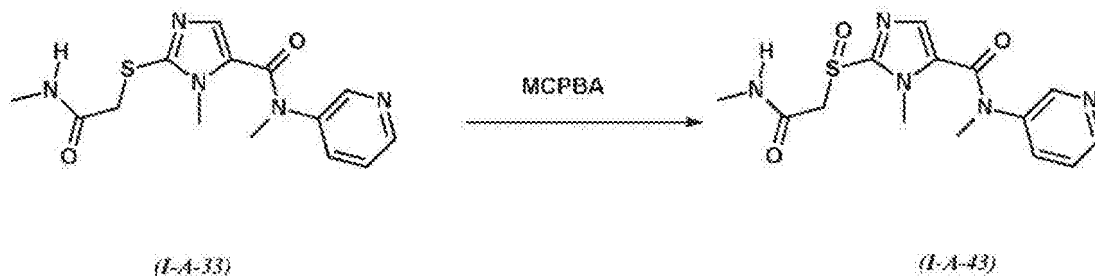
106 g (601 mmol) of the compound (XXV) (1.3 eq.) and 50 g (462 mmol) of 3-methylaminopyridine (1 eq.) were stirred in 750 ml of pyridine at 90°C for 1 h. The reaction mixture was then concentrated under reduced pressure and the residue was purified on silica gel using a dichloromethane/methanol gradient from 100:1 to 5:1. This gave 67.3 g of the compound (XXII-1).

$^1\text{H-NMR}$ (DMSO-d_6 , 400MHz); δ = 3.43 (s, 3H), 3.61 (s, 3H), 6.76 (s, 1H), 7.81-7.84 (m, 1H), 8.33 (d, 1H), 8.67 (d, 1H), 8.91 (d, 1H).

30

Process G**Example (I-A-43)**

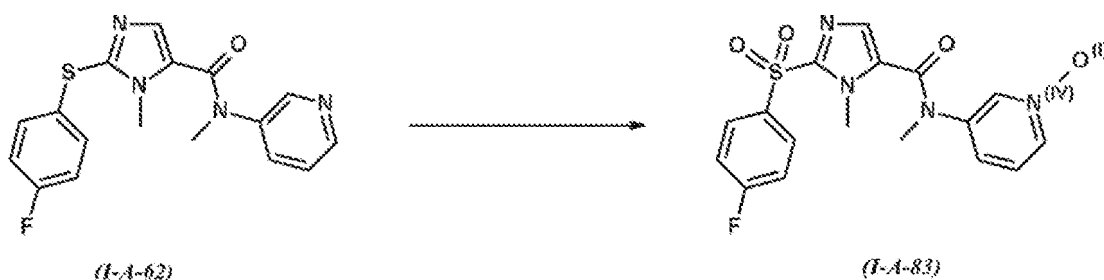
5



0.18 g (0.564 mmol) of the compound (I-A-33) were dissolved in 30 ml of dichloromethane, and 321 mg (2.82 mmol) of trifluoroacetic acid and 243 mg (1.41 mmol) of 3-chloroperoxybenzoic acid were added successively with stirring at 0°C. The reaction mixture was concentrated. Chromatography on silica gel using an ethyl acetate/methanol gradient gave 62 mg of the target compound (I-A-43).

15

Analysis see Table 2

Example (I-A-83)

20

0.100 g (0.29 mmol) of the compound (I-A-62) was dissolved in 15 ml of dichloromethane, and 5 eq. of trifluoroacetic acid and 2 eq. of 3-chloroperoxybenzoic acid were added successively with stirring. After 24 hours of stirring at room temperature, a further eq. of trifluoroacetic acid was added and the mixture was stirred for another hour and concentrated

25

almost completely, giving, after RP chromatography, 59 mg of the target compound (I-A-83).

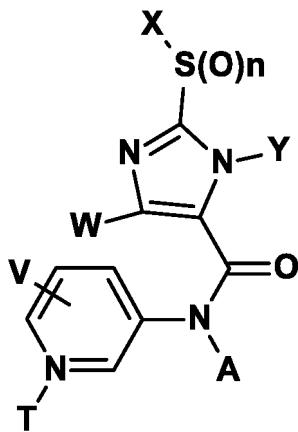
Analysis see Table 2

5

Further compounds of the formula (I) prepared in analogous manner according to processes A to D, F and G are listed in the table below.

10 **Table 1**

Compounds of the formula (I-A)



(I-A)

15

in which the substituents have the meanings given in the table:

Ex. No.	X	n	W	Y	A	V	T
I-A-4	2-(4,6-dimethyl)-pyrimidyl-	0	H	CH ₃	H	H	electron pair
I-A-5	n-butyl-	0	H	CH ₃	CH ₃	H	electron pair
I-A-6	n-pentyl-	0	H	CH ₃	CH ₃	H	electron pair
I-A-7	benzyl-	0	H	CH ₃	CH ₃	H	electron pair
I-A-	methyl	2	H	CH ₃	CH ₃	H	electron

8							pair
I-A-9	3-methylthio-phenyl-	0	H	CH ₃	CH ₃	H	electron pair
I-A-10	2,2,2-trifluoroethyl-	0	H	CH ₃	CH ₃	H	electron pair
I-A-11	phenyl-	0	H	CH ₃	CH ₃	H	electron pair
I-A-12	4-methylphenyl-	0	H	CH ₃	CH ₃	H	electron pair
I-A-13	2-pyrimidyl-	0	Br	CH ₃	CH ₃	H	electron pair
I-A-14	ethylthioethyl-	0	H	CH ₃	CH ₃	H	electron pair
I-A-15	2-pyrimidyl-	0	Cl	CH ₃	CH ₃	H	electron pair
I-A-16	2-nitrophenyl-	0	H	CH ₃	CH ₃	H	electron pair
I-A-17	cyclohexyl	0	H	CH ₃	CH ₃	H	electron pair
I-A-18	-(CH ₂) ₂ -O-CH ₃	0	H	CH ₃	CH ₃	H	electron pair
I-A-19	isopropyl	0	H	CH ₃	CH ₃	H	electron pair
I-A-20	-(CH ₂) ₃ -O-CH ₃	0	H	CH ₃	CH ₃	H	electron pair
I-A-21	n-propyl	0	H	CH ₃	CH ₃	H	electron pair
I-A-22	-(CH ₂) ₂ -O-C ₂ H ₅	0	H	CH ₃	CH ₃	H	electron pair
I-A-23	-CH ₂ -CO-CH ₃	0	H	CH ₃	CH ₃	H	electron pair
I-A-24	-CH ₂ -CO ₂ -C ₂ H ₅	0	H	CH ₃	CH ₃	H	electron pair
I-A-25	-CH ₂ -CO ₂ -CH ₃	0	H	CH ₃	CH ₃	H	electron pair
I-A-26	-(CH ₂) ₂ -S-CH ₃	0	H	CH ₃	CH ₃	H	electron pair
I-A-	allyl	0	H	CH ₃	CH ₃	H	electron

27							pair
I-A-28	-CH ₂ -CO-C(CH ₃) ₃	0	H	CH ₃	CH ₃	H	electron pair
I-A-29	-CH ₂ -CO ₂ H	0	H	CH ₃	CH ₃	H	electron pair
I-A-30	propargyl	0	H	CH ₃	CH ₃	H	electron pair
I-A-31	-CH ₂ -CO-cyclopropyl	0	H	CH ₃	CH ₃	H	electron pair
I-A-32	-CH ₂ -CO-NH ₂	0	H	CH ₃	CH ₃	H	electron pair
I-A-33	-CH ₂ -CO-NH-CH ₃	0	H	CH ₃	CH ₃	H	electron pair
I-A-34	-CH ₂ -CO-N(CH ₃) ₂	0	H	CH ₃	CH ₃	H	electron pair
I-A-35	3,3-dimethylallyl	0	H	CH ₃	CH ₃	H	electron pair
I-A-36	ethyl	0	H	CH ₃	CH ₃	H	electron pair
I-A-37	CF ₃	0	H	CH ₃	CH ₃	H	electron pair
I-A-38	CHF ₂	0	H	CH ₃	CH ₃	H	electron pair
I-A-39	-CH ₂ -CNOCH ₃ -CH ₃	0	H	CH ₃	CH ₃	H	electron pair
I-A-40	ethyl	2	H	CH ₃	CH ₃	H	electron pair
I-A-41	ethyl	0	H	CH ₃	H	H	electron pair
I-A-42	-CH ₂ -CO-NH-CH ₃	2	H	CH ₃	CH ₃	H	electron pair
I-A-43	-CH ₂ -CO-NH-CH ₃	1	H	CH ₃	CH ₃	H	electron pair
I-A-44	methyl	0	H	CH ₃	C ₂ H ₅	H	electron pair
I-A-45	methyl	0	H	CH ₃	CH ₃	H	electron pair
I-A-	-CH ₂ -CF ₂ -CF ₂ Cl	0	H	CH ₃	CH ₃	H	electron

46							pair
I-A-47	-CH ₂ -CH ₂ -CF ₃	0	H	CH ₃	CH ₃	H	electron pair
I-A-48	-CH ₂ -CH ₂ -CH ₂ F	0	H	CH ₃	CH ₃	H	electron pair
I-A-49	-CH ₂ -CF ₂ -CHF ₂	0	H	CH ₃	CH ₃	H	electron pair
I-A-50	-(CH ₂) ₂ -S-CH ₂ -CF ₃	0	H	CH ₃	CH ₃	H	electron pair
I-A-51	4-tetrahydrothiopyranyl	0	H	CH ₃	CH ₃	H	electron pair
I-A-52	4-tetrahydropyranyl	0	H	CH ₃	CH ₃	H	electron pair
I-A-53	-(CH ₂) ₂ -i C ₃ F ₇	0	H	CH ₃	CH ₃	H	electron pair
I-A-54	3-oxetanyl	0	H	CH ₃	CH ₃	H	electron pair
I-A-55	5-oxa-[3.3.0]-bicycloheptane	0	H	CH ₃	CH ₃	H	electron pair
I-A-56	2,4,5-trichlorophenyl-	0	H	CH ₃	CH ₃	H	electron pair
I-A-57	4-chlorophenyl-	0	H	CH ₃	CH ₃	H	electron pair
I-A-58	4-methoxyphenyl-	0	H	CH ₃	CH ₃	H	electron pair
I-A-59	4-dimethylamino-phenyl	0	H	CH ₃	CH ₃	H	electron pair
I-A-60	2,5-dichlorophenyl-	0	H	CH ₃	CH ₃	H	electron pair
I-A-61	3-trifluoromethyl-phenyl-	0	H	CH ₃	CH ₃	H	electron pair
I-A-62	4-fluorophenyl-	0	H	CH ₃	CH ₃	H	electron pair
I-A-63	4-tert-butylphenyl-	0	H	CH ₃	CH ₃	H	electron pair
I-A-64	4-chloro-3-trifluoromethyl-phenyl-	0	H	CH ₃	CH ₃	H	electron pair

I-A-65	2-pyridyl	0	H	CH ₃	CH ₃	H	electron pair
I-A-66	3-chlorophenyl-	0	H	CH ₃	CH ₃	H	electron pair
I-A-67	2-dimethylamino-carbamoylphenyl-	0	H	CH ₃	CH ₃	H	electron pair
I-A-68	3-nitrophenyl-	0	H	CH ₃	CH ₃	H	electron pair
I-A-69	2-dimethylamino-sulphonyl-phenyl-	0	H	CH ₃	CH ₃	H	electron pair
I-A-70	5-(2-chloro)-pyridyl-	0	H	CH ₃	CH ₃	H	electron pair
I-A-71	2-fluorophenyl-	0	H	CH ₃	CH ₃	H	electron pair
I-A-72	2-methoxyphenyl-	0	H	CH ₃	CH ₃	H	electron pair
I-A-73	3-chlorophenyl-	2	H	CH ₃	CH ₃	H	electron pair
I-A-74	3-chlorophenyl-	1	H	CH ₃	CH ₃	H	electron pair
I-A-75	4-tert-butylphenyl-	1	H	CH ₃	CH ₃	H	electron pair
I-A-76	4-tert-butylphenyl-	2	H	CH ₃	CH ₃	H	electron pair
I-A-77	3,5-dichloro-	1	H	CH ₃	CH ₃	H	electron pair
I-A-78	3,5-dichloro-	2	H	CH ₃	CH ₃	H	electron pair
I-A-79	4-chloro-3-trifluoromethyl-phenyl-	1	H	CH ₃	CH ₃	H	electron pair
I-A-80	4-chloro-3-trifluoromethyl-phenyl-	2	H	CH ₃	CH ₃	H	electron pair
I-A-81	4-methoxyphenyl-	2	H	CH ₃	CH ₃	H	electron pair
I-A-82	4-fluorophenyl-	2	H	CH ₃	CH ₃	H	electron pair

I-A-83	4-fluorophenyl-	2	H	CH ₃	CH ₃	H	oxygen
I-A-84	4-fluorophenyl-	1	H	CH ₃	CH ₃	H	electron pair
I-A-85	2-pyridyl-	2	H	CH ₃	CH ₃	H	electron pair
I-A-86	2-pyridyl-	1	H	CH ₃	CH ₃	H	electron pair
I-A-87	phenyl-	1	H	CH ₃	CH ₃	H	electron pair
I-A-88	phenyl-	2	H	CH ₃	CH ₃	H	electron pair
I-A-89	4-nitrophenyl-	1	H	CH ₃	CH ₃	H	electron pair
I-A-90	4-nitrophenyl-	2	H	CH ₃	CH ₃	H	electron pair
I-A-91	2-dimethylamino-carbamoylphenyl-	1	H	CH ₃	CH ₃	H	electron pair
I-A-92	2-dimethylamino-carbamoylphenyl-	2	H	CH ₃	CH ₃	H	electron pair
I-A-93	4-methoxyphenyl-	1	H	CH ₃	CH ₃	H	electron pair
I-A-94	2-(5-fluoro)pyridyl	0	H	CH ₃	CH ₃	H	electron pair
I-A-95	3-trifluoromethyl-phenyl-	1	H	CH ₃	CH ₃	H	oxygen
I-A-96	3-trifluoromethyl-phenyl-	1	H	CH ₃	CH ₃	H	electron pair
I-A-97	2-pyrimidyl-	1	H	CH ₃	CH ₃	H	electron pair
I-A-98	2-pyrimidyl-	0	H	CH ₃	C ₂ H ₅	H	electron pair
I-A-99	2-pyrimidyl-	2	H	CH ₃	CH ₃	H	electron pair
I-A-100	2-(4-trifluoromethyl)pyrimidyl-	0	H	CH ₃	CH ₃	H	electron pair
I-A-101	2-(4-methyl)-pyrimidyl-	0	H	CH ₃	CH ₃	H	electron pair

I-A-102	2-(4,6-dimethoxy)- pyrimidyl-	0	H	CH ₃	CH ₃	H	electron pair
I-A-103	2-(4,5-dimethyl)- pyrimidyl-	0	H	CH ₃	CH ₃	H	electron pair
I-A-104	2-(5-methyl)- pyrimidyl-	0	H	CH ₃	CH ₃	H	electron pair
I-A-105	2-(5-trifluoro- methyl)-pyrimidyl-	0	H	CH ₃	CH ₃	H	electron pair
I-A-106	2-(4-methoxy)- pyrimidyl-	0	H	CH ₃	CH ₃	H	electron pair
I-A-107	2-(5-fluoro)- pyrimidyl-	0	H	CH ₃	CH ₃	H	electron pair
I-A-108	2-(6-methyl)- pyridyl-	0	H	CH ₃	CH ₃	H	electron pair
I-A-109	2-(5-methyl)- pyridyl-	0	H	CH ₃	CH ₃	H	electron pair
I-A-110	2-(3-trifluoro- methyl)-pyridyl-	0	H	CH ₃	CH ₃	H	electron pair
I-A-111	2-pyrimidyl-	0	H	Benzyl	CH ₃	H	electron pair
I-A-112	-CH ₂ -2- pyrimidyl-	0	H	CH ₃	CH ₃	H	electron pair
I-A-113	-CH ₂ -2- pyrazinyl	0	H	CH ₃	CH ₃	H	electron pair
I-A-114	-CH ₂ -5-(1- methyl)imidazolyl	0	H	CH ₃	CH ₃	H	electron pair
I-A-115	-CH ₂ -3-(1- methyl)pyrazolyl	0	H	CH ₃	CH ₃	H	electron pair
I-A-116	-CH ₂ -4- pyridyl-	0	H	CH ₃	CH ₃	H	electron pair
I-A-117	-CH ₂ -2- pyridyl-	0	H	CH ₃	CH ₃	H	electron pair
I-A-118	-CH ₂ -2-(1- methyl)imidazolyl	0	H	CH ₃	CH ₃	H	electron pair
I-A-119	-CH ₂ -3- pyridyl-	0	H	CH ₃	CH ₃	H	electron pair
I-A-120	-CH ₂ -2- furanyl-	0	H	CH ₃	CH ₃	H	electron pair

I-A-121	3,4-dichlorobenzyl	0	H	CH ₃	CH ₃	H	electron pair
I-A-122	-CH ₂ -5-(2-chloro)-pyridyl-	0	H	CH ₃	CH ₃	H	electron pair
I-A-123	2,6-difluorobenzyl	0	H	CH ₃	CH ₃	H	electron pair
I-A-124	2-fluoro-6-methoxybenzyl	0	H	CH ₃	CH ₃	H	electron pair
I-A-125	2,6-dichlorobenzyl	0	H	CH ₃	CH ₃	H	electron pair
I-A-126	2-chloro-6-trifluoromethylbenzyl	0	H	CH ₃	CH ₃	H	electron pair
I-A-127	2-chloro-6-fluorobenzyl	0	H	CH ₃	CH ₃	H	electron pair
I-A-128	-CH ₂ -2-(4,6-dimethoxy)pyrimidyl	0	H	CH ₃	CH ₃	H	electron pair
I-A-129	2,6-dimethylbenzyl	0	H	CH ₃	CH ₃	H	electron pair
I-A-130	benzyl	1	H	CH ₃	CH ₃	H	electron pair
I-A-131	-CH ₂ -1-(3-nitro-5-methyl)-pyrazolyl	0	H	CH ₃	CH ₃	H	electron pair
I-A-132	-CH ₂ -CO-NH-cyclopropyl	0	H	CH ₃	CH ₃	H	electron pair
I-A-133	-CH ₂ -CONH--C(CH ₃) ₂ -CO ₂ CH ₃	0	H	CH ₃	CH ₃	H	electron pair
I-A-134	2-(1-methyl)-benzimidazolyl-	0	H	CH ₃	CH ₃	H	electron pair
I-A-135	2-(5-methyl)-oxdiazolyl-	0	H	CH ₃	CH ₃	H	electron pair
I-A-136	2-[3-methyl-6-(trifluoromethyl)-imidazo[4.5]-pyridinyl-	0	H	CH ₃	CH ₃	H	electron pair
I-A-137	3-[4-ethyl-5-(trifluoromethyl)]-1,2,4-triazolyl-	0	H	CH ₃	CH ₃	H	electron pair

I-A-138	3-[4-methyl-5-(trifluoromethyl)]-1,2,4-triazolyl-	0	H	CH ₃	CH ₃	H	electron pair
I-A-139	3-[4-methyl-5-(difluoromethyl)]-1,2,4-triazolyl-	0	H	CH ₃	CH ₃	H	electron pair
I-A-140	2-(5-phenyl)-1.3.4-thiadiazolyl-	0	H	CH ₃	CH ₃	H	electron pair
I-A-141	2-(1-methyl-5-phenyl)imidazolyl-	0	H	CH ₃	CH ₃	H	electron pair
I-A-142	2-(4,5-dimethyl)-oxazolyl-	0	H	CH ₃	CH ₃	H	electron pair
I-A-143	2-(1-methyl-5-methoxycarbonyl)-imidazolyl	0	H	CH ₃	CH ₃	H	electron pair
I-A-144	2-(1-methyl)-imidazolyl-	0	H	CH ₃	CH ₃	H	electron pair
I-A-145	1,2-ethanediyl-	0	H	CH ₃	CH ₃	H	electron pair
I-A-146	2-pyrimidyl-	0	H	C ₂ H ₅	CH ₃	H	electron pair

Table 2

Analytical data for the compounds listed in Table 1

5

From Example 1-A-17 onwards, the NMR data were compiled using the NMR peak list method.

The ¹H NMR data of selected examples are stated in the form of ¹H NMR peak lists. For each signal peak, first the δ value in ppm and then the signal intensity in round brackets are listed. The pairs of δ value-signal intensity numbers for different signal peaks are listed with separation from one another by semicolons.

15

The peak list for one example therefore has the form of:

δ_1 (intensity 1); δ_2 (intensity 2);; δ_i (intensity i);
.....; δ_n (intensity n)

The intensity of sharp signals correlates with the height of
5 the signals in a printed example of an NMR spectrum in cm and
shows the true ratios of the signal intensities. In the case
of broad signals, several peaks or the middle of the signal
and the relative intensity thereof may be shown in comparison
to the most intense signal in the spectrum.

10

Calibration of the chemical shift of ^1H NMR spectra is
accomplished using tetramethylsilane and/or the chemical shift
of the solvent, particularly in the case of spectra which are
measured in DMSO. Therefore, the tetramethylsilane peak may but
15 need not occur in NMR peak lists.

The lists of the ^1H NMR peaks are similar to the conventional
 ^1H NMR printouts and thus usually contain all peaks listed in
a conventional NMR interpretation.

20

In addition, like conventional ^1H NMR printouts, they may show
solvent signals, signals of stereoisomers of the target
compounds which likewise form part of the subject-matter of
the invention, and/or peaks of impurities.

25

In the reporting of compound signals within the delta range of
solvents and/or water, our lists of ^1H NMR peaks show the
standard solvent peaks, for example peaks of DMSO in DMSO- D_6 ,
and the peak of water, which usually have a high intensity on
30 average.

30

The peaks of stereoisomers of the target compounds and/or
peaks of impurities usually have a lower intensity on average
than the peaks of the target compounds (for example with a
35 purity of $> 90\%$).

35

Such stereoisomers and/or impurities may be typical of a
particular preparation process. Their peaks can thus help in

this case to identify reproduction of our preparation process with reference to "by-product fingerprints".

5 An expert calculating the peaks of the target compounds by known methods (MestreC, ACD simulation, but also with empirically evaluated expected values) can, if required, isolate the peaks of the target compounds, optionally using additional intensity filters. This isolation would be similar to the peak picking in question in conventional ¹H NMR
10 interpretation.

Further details of ¹H NMR peak lists can be found in the Research Disclosure Database Number 564025.

Ex. No.	logP[a]	logP[b]	¹ H-NMR ; δ (ppm)
I-A-4	1.55	1.97	¹ H-NMR (CD ₃ CN, 400 MHz); δ = 2.31 (s, 6H), 3.90 (s, 3H), 6.92 (s, 1H), 7.33-7.37 (m, 1H), 7.85 (s, 1H) 8.12-8.15 (m, 1H), 8.33-8.34 (d, 1H), 8.77 (br, 1H), 8.826-8.831 (d, 1H) ppm.
I-A-5	1.67	1.99	¹ H-NMR (CD ₃ CN, 400 MHz); δ = 0.87 (t, 3H), 1.34-1.42 (m, 2H), 1.53-1.61 (m, 2H), 3.02-3.06 (m, 2H), 3.38 (s 3H), 3,70 (s, 3H), 6.24 (s, 1H), 7.35-7.38 (m, 1H), 7.66-7.69 (m, 1H) 8.407-8.413 (d, 1H), 8.45-8.47 (m, 1H) ppm.
I-A-6	2.03	2.33	¹ H-NMR (CD ₃ CN, 400 MHz); δ = 0.86 (t, 3H), 1.26-1.36 (m, 4H), 1.57-1.61 (m, 2H), 3.02-3.06 (m, 2H), 3.38 (s 3H), 3,71 (s, 3H), 6.25 (s, 1H), 7.35-7.38 (m, 1H), 7.66-7.69 (m, 1H) 8.41-8.42 (d, 1H), 8.45-8.47 (m, 1H) ppm.
I-A-7	1.68	1.91	¹ H-NMR (CD ₃ CN, 400 MHz); δ = 3.37 (s 3H), 3,53 (s, 3H), 4.18 (s, 2H), 6.28 (s, 1H), 7.16-7.18 (m,

			2H), 7.25-7.30 (m, 3H), 7.37-7.39 (m, 1H), 7.66-7.68 (m, 1H) 8.380-8.384 (m, 1H), 8.47-8.48 (m, 1H) ppm.
I-A-8	0.45	0.67	¹ H-NMR (CD ₃ CN, 400 MHz); δ = 3.25 (s, 3H), 3.42 (s, 3H), 4.05 (s, 3H), 6.45 (s, 1H), 7.34-7.39 (m, 1H), 7.68-7.71 (m, 1H), 8.435-8.441 (d, 1H), 8.47-8.49 (m, 1H) ppm.
I-A-9	2.0	2.12	¹ H-NMR (d ₆ -DMSO, 400 MHz); δ = 2.41 (s, 3H), 3.39 (s, 3H), 3.75 (s, 3H), 6.48 (s, 1H), 6.76 (d, 1H), 6.92-6.93 (m, 1H), 7.12-7.14 (m, 1H), 7.25 (t, 1H), 7.43-7.46 (m, 1H), 7.84-7.87 (m, 1H), 8.48-8.53 (m, 2H) ppm.
I-A-10	1.41	1.54	¹ H-NMR (CD ₃ CN, 400 MHz); δ = 3.39 (s, 3H), 3.76 (s, 3H), 3.80-3.89 (q, 2H), 6.29 (s, 1H), 7.34-7.38 (m, 1H), 7.66-7.69 (m, 1H), 8.406-8.411 (d, 1H), 8.46-8.47 (m, 1H) ppm.
I-A-11	1.55	1.75	¹ H-NMR (d ₆ -DMSO, 400 MHz); δ = 3.39 (s, 3H), 3.73 (s, 3H), 6.48 (s, 1H), 7.00-7.16 (m, 2H), 7.26-7.28 (m, 1H), 7.31-7.35 (m, 2H), 7.43-7.46 (m, 1H), 7.83-7.86 (m, 1H), 8.48-8.52 (m, 2 H) ppm
I-A-12	1.89	2.03	¹ H-NMR (d ₆ -DMSO, 400 MHz); δ = 2.27 (s, 3H), 3.38 (s, 3H), 3.72 (s, 3H), 6.42 (s, 1H), 7.05-7.07 (m, 4H), 7.42-7.45 (m, 1H), 7.81-7.85 (m, 1H), 8.47-8.50 (m, 2 H) ppm
I-A-13	1.25	1.31	¹ H-NMR (d ₆ -DMSO, 400 MHz); δ = 3.46 (s, 3H), 3.68 (s, 3H), 7.34-7.43 (m, 2H), 7.75-7.77 (m, 1H), 8.44-8.47 (m, 2H), 8.66-8.68 (m, 2 H)

			1.527 (0.6); 1.394 (0.4); 1.362 (1.2); 1.301 (1.7); 1.241 (1.2); 1.186 (0.5); 0.000 (27.0)	1.512 (0.7); 1.388 (0.4); 1.335 (1.9); 1.270 (1.3); 1.211 (0.6);
I-A-18	0.76	1.14	¹ H-NMR (400.0 MHz, d ₆ -DMSO): δ = 8.502 (1.8); 8.484 (1.2); 8.473 (1.2); 7.857 (0.6); 7.851 (0.8); 7.837 (0.7); 7.831 (0.9); 7.460 (1.0); 7.440 (0.9); 6.230 (3.2); 3.504 (1.7); 3.473 (2.2); 3.325 (12.0); 3.224 (3.9); 3.166 (0.8); 2.508 (16.1); 2.499 (16.3); 0.000 (11.1); -0.008 (0.5)	8.495 (1.8); 8.481 (1.3); 8.469 (1.3); 7.854 (0.8); 7.848 (0.7); 7.833 (0.8); 7.827 (0.7); 7.448 (1.0); 7.428 (0.9); 3.677 (12.9); 3.488 (4.1); 3.361 (12.2); 3.240 (2.1); 3.209 (16.0); 2.525 (0.3); 2.503 (21.6); 0.008 (0.4);
I-A-19	1.23	1.53	¹ H-NMR (400.0 MHz, d ₆ -DMSO): δ = 8.491 (2.1); 8.478 (1.6); 8.466 (1.6); 7.847 (0.8); 7.841 (0.9); 7.827 (1.0); 7.820 (1.1); 7.452 (1.1); 7.431 (1.1); 6.295 (3.7); 3.597 (0.4); 3.563 (1.5);	8.485 (2.2); 8.474 (1.7); 8.462 (1.6); 7.843 (1.0); 7.837 (0.8); 7.823 (1.1); 7.817 (0.9); 7.440 (1.2); 7.419 (1.0); 3.702 (15.9); 3.580 (1.1); 3.547 (1.1);

			3.530 (0.5); 3.318 (18.5); 2.506 (23.6); 2.497 (22.5); 1.227 (15.8); 0.000 (5.4)	3.368 (14.9); 2.510 (12.4); 2.502 (30.4); 1.244 (16.0);
I-A-20	1.04	1.35	¹ H-NMR (400.0 MHz, d ₆ -DMSO): δ = 8.502 (1.9); 8.483 (1.4); 8.471 (1.4); 7.854 (0.7); 7.848 (0.8); 7.834 (0.8); 7.827 (0.9); 7.458 (1.0); 7.437 (1.0); 6.234 (3.4); 3.361 (14.6); 3.325 (7.3); 3.187 (16.0); 3.063 (3.1); 2.512 (7.4); 2.503 (19.6); 2.494 (7.3); 1.801 (1.5); 1.766 (1.4); 0.000 (8.5); -0.008 (0.4)	8.496 (1.9); 8.479 (1.4); 8.467 (1.4); 7.850 (0.8); 7.844 (0.7); 7.830 (0.9); 7.824 (0.8); 7.446 (1.0); 7.426 (0.9); 3.679 (14.0); 3.344 (4.7); 3.218 (0.4); 3.080 (1.9); 3.044 (2.0); 2.507 (14.8); 2.499 (14.4); 1.817 (0.5); 1.783 (2.0); 1.750 (0.5);
I-A-21	1.31	1.60	¹ H-NMR (400.0 MHz, d ₆ -DMSO): δ = 8.500 (2.2); 8.483 (1.6); 8.471 (1.6); 7.852 (0.8); 7.846 (1.0); 7.831 (0.9); 7.825 (1.1); 7.457 (1.3); 7.437 (1.2); 6.230 (4.0); 3.361 (15.2);	8.494 (2.3); 8.480 (1.7); 8.468 (1.6); 7.848 (1.0); 7.842 (0.8); 7.828 (1.1); 7.822 (0.9); 7.445 (1.3); 7.425 (1.1); 3.677 (16.0); 3.320 (9.3);

			3.034 (2.5); 2.999 (2.6); 2.674 (0.5); 2.502 (18.1); 1.596 (1.4); 1.560 (2.7); 1.524 (0.3); 0.904 (8.3); 0.000 (7.6); -0.008 (0.3)	3.016 (4.2); 2.687 (0.4); 2.507 (13.7); 2.498 (13.6); 1.578 (2.7); 1.542 (1.5); 0.922 (4.2); 0.885 (3.8);
I-A-22	1.04	1.41	¹ H-NMR (400.0 MHz, d ₆ -DMSO): δ = 8.499 (2.2); 8.493 (2.2); 8.484 (1.6); 8.480 (1.6); 8.472 (1.6); 8.468 (1.6); 7.853 (0.8); 7.849 (1.0); 7.846 (1.0); 7.843 (0.8); 7.832 (0.9); 7.829 (1.1); 7.826 (1.1); 7.822 (0.9); 7.458 (1.2); 7.446 (1.2); 7.438 (1.1); 7.426 (1.0); 6.232 (4.0); 3.680 (16.0); 3.537 (2.1); 3.521 (4.8); 3.506 (2.5); 3.417 (1.4); 3.399 (4.4); 3.382 (4.5); 3.361 (15.2); 3.311 (8.2); 3.229 (2.4); 3.213 (4.6); 3.197 (2.0); 2.511 (7.8); 2.506 (15.6); 2.502 (20.5); 2.498 (14.9); 2.493 (7.4); 1.080 (4.5); 1.063 (8.9); 1.045 (4.3); 0.008 (0.4); 0.000 (10.1); -008 (0.4)	
I-A-23	0.67; 0.71		¹ H-NMR (400.0 MHz, CD ₃ CN): δ = 8.464 (1.6); 8.452 (1.6); 8.411 (2.2); 8.404 (2.3); 7.680 (0.8); 7.676 (1.1); 7.672 (0.8); 7.660 (0.9); 7.655 (1.2); 7.651 (0.9);	

			7.376(1.3); 7.364(1.3); 7.355(1.2); 7.343(1.2); 6.185(4.3); 3.961(10.2); 3.726(16.0); 3.371(16.0); 2.166(20.2); 1.962(0.4); 1.956(0.5); 1.950(2.5); 1.944(4.5); 1.938(6.1); 1.932(4.2); 1.926(2.1); 0.007(0.4); 0.000(10.5); -0.001(10.5); -0.008(0.5)
I-A-24	1.20	1.34	¹ H-NMR(400.0 MHz. CD3CN): δ = 8.468(1.4); 8.464(1.5); 8.456(1.5); 8.452(1.5); 8.412(2.0); 8.406(2.1); 7.687(0.8); 7.683(1.0); 7.680(0.9); 7.677(0.8); 7.666(1.0); 7.662(1.1); 7.660(1.1); 7.656(0.9); 7.377(1.2); 7.365(1.2); 7.357(1.1); 7.345(1.0); 6.224(3.9); 4.102(1.4); 4.084(4.0); 4.067(4.1); 4.049(1.4); 3.820(10.7); 3.738(16.0); 3.375(16.0); 2.502(1.1); 2.182(0.3); 1.957(0.3); 1.951(1.8); 1.945(3.2); 1.939(4.3); 1.932(3.0); 1.926(1.6); 1.174(4.5); 1.156(8.5); 1.138(4.3); 0.000(5.4)
I-A-25	0.88	1.09	¹ H-NMR(400.0 MHz. CD3CN): δ = 8.471(1.3); 8.468(1.3); 8.459(1.3); 8.456(1.3); 8.411(1.8); 8.405(1.8); 7.688(0.8); 7.684(0.9); 7.682(1.0); 7.678(0.8); 7.668(0.9); 7.664(1.0); 7.661(1.0); 7.658(0.8);

			7.380 (1.0); 7.360 (0.9); 6.220 (3.4); 3.734 (16.0); 3.665 (0.5); 3.623 (14.8); 3.389 (1.0); 2.500 (2.2); 2.126 (0.4); 2.112 (0.5); 2.099 (0.4); 1.950 (10.0); 1.938 (24.1); 1.926 (8.9); 0.000 (31.4)	7.368 (1.0); 7.348 (0.8); 3.836 (9.5); 3.692 (0.3); 3.660 (0.5); 3.432 (0.5); 3.377 (15.4); 2.135 (0.4); 2.118 (0.5); 2.105 (0.5); 1.962 (0.8); 1.944 (18.1); 1.932 (17.0); 0.008 (1.3);
I-A-26	1.23	1.55	¹ H-NMR (400.0 MHz, d ₆ -DMSO): δ = 8.500 (1.9); 8.483 (1.4); 8.471 (1.4); 7.852 (0.7); 7.845 (0.8); 7.831 (0.8); 7.825 (0.9); 7.456 (1.0); 7.436 (1.0); 6.251 (3.6); 3.363 (13.4); 3.284 (1.9); 3.266 (2.2); 3.246 (2.1); 3.164 (0.4); 2.697 (1.5); 2.689 (2.4); 2.511 (4.3); 2.502 (11.5); 2.493 (4.2); 0.000 (2.2)	8.494 (1.9); 8.480 (1.4); 8.468 (1.4); 7.848 (0.9); 7.842 (0.7); 7.828 (0.9); 7.821 (0.8); 7.445 (1.0); 7.424 (0.9); 3.677 (14.4); 3.311 (7.4); 3.270 (1.5); 3.260 (1.5); 3.178 (0.4); 2.711 (2.2); 2.691 (2.5); 2.673 (2.1); 2.506 (8.7); 2.497 (8.4); 2.041 (16.0);
I-A-27	1.08;	1.40	¹ H-NMR (400.0 MHz, CD ₃ CN): δ =	

	1.11		8.463 (1.4); 8.451 (1.5); 8.400 (2.0); 7.673 (0.8); 7.666 (1.0); 7.652 (0.9); 7.646 (1.1); 7.374 (1.2); 7.353 (1.1); 6.264 (3.9); 5.904 (0.3); 5.886 (0.9); 5.861 (0.4); 5.844 (0.7); 5.096 (1.3); 5.054 (1.2); 5.026 (1.4); 5.001 (1.3); 3.725 (16.0); 3.641 (3.3); 2.166 (6.6); 1.951 (3.2); 1.939 (7.6); 1.926 (2.8); 0.000 (7.0)	8.460 (1.5); 8.448 (1.5); 8.394 (2.1); 7.669 (1.0); 7.663 (0.8); 7.648 (1.1); 7.642 (0.9); 7.362 (1.2); 7.342 (1.0); 5.911 (0.6); 5.893 (0.3); 5.869 (1.0); 5.851 (0.4); 5.826 (0.3); 5.093 (1.3); 5.051 (1.2); 5.024 (1.4); 4.999 (1.4); 3.658 (3.4); 3.379 (16.0); 1.957 (0.7); 1.945 (5.8); 1.933 (5.3);
I-A-28	1.53	1.78	¹ H-NMR (400.0 MHz, CD ₃ CN): δ = 8.463 (0.5); 8.451 (0.5); 8.408 (0.7); 8.034 (0.4); 7.674 (0.4); 7.656 (0.4); 7.650 (0.4); 7.361 (0.5); 7.340 (0.4); 4.259 (3.6); 3.705 (0.8); 3.371 (5.4); 2.138 (0.3);	8.460 (0.6); 8.448 (0.6); 8.402 (0.7); 7.677 (0.4); 7.670 (0.4); 7.653 (0.5); 7.372 (0.5); 7.352 (0.4); 6.188 (1.3); 3.741 (5.4); 3.390 (0.9); 2.502 (2.4); 1.956 (0.7);

			1.950 (3.2); 1.938 (7.9); 1.926 (3.1); 1.093 (1.3); 0.000 (7.5)	1.944 (5.9); 1.932 (5.8); 1.118 (16.0);
I-A-29	0.28	1.05	¹ H-NMR (601.6 MHz. d ₆ -DMSO): δ =	
			8.506 (2.0); 8.482 (1.4); 8.475 (1.5); 8.139 (1.2); 7.841 (1.0); 7.837 (0.8); 7.827 (1.1); 7.823 (0.9); 7.444 (1.1); 7.430 (1.0); 5.754 (0.6); 3.697 (16.0); 3.340 (0.4); 3.327 (0.4); 2.507 (5.9); 2.501 (16.0); 2.495 (5.5)	8.502 (2.0); 8.480 (1.4); 8.472 (1.4); 7.843 (0.9); 7.839 (1.0); 7.830 (1.0); 7.826 (1.1); 7.452 (1.1); 7.438 (1.0); 6.202 (2.4); 3.884 (8.4); 3.358 (15.5); 3.333 (0.4); 2.541 (11.6); 2.504 (11.9); 2.498 (11.6);
I-A-30	0.87	1.22	¹ H-NMR (400.0 MHz. CD ₃ CN): δ =	
			8.469 (1.5); 8.457 (1.5); 8.412 (2.0); 7.689 (0.8); 7.682 (1.0); 7.668 (1.0); 7.662 (1.1); 7.380 (1.2); 7.368 (1.2); 7.360 (1.1); 7.348 (1.0); 6.302 (3.7); 3.775 (6.1); 3.386 (16.0); 2.459 (2.6)	8.466 (1.5); 8.454 (1.5); 8.406 (2.0); 7.685 (1.0); 7.679 (0.8); 7.665 (1.1); 7.658 (0.9); 7.379 (1.1); 7.367 (1.1); 7.359 (1.0); 7.347 (1.0); 3.781 (6.1); 3.757 (16.0); 2.466 (1.4); 2.453 (1.3);

			2.170 (1.7); 1.952 (1.9); 1.939 (4.5); 1.927 (1.6); 0.000 (2.7)	1.957 (0.4); 1.946 (3.4); 1.933 (3.1);
I-A-31	0.97	1.28	¹ H-NMR (400.0 MHz, CD ₃ CN): 8.466 (1.3); 8.455 (1.3); 8.404 (1.8); 7.682 (0.7); 7.676 (0.9); 7.661 (0.9); 7.655 (1.0); 7.378 (1.1); 7.357 (1.0); 6.202 (3.5); 3.737 (15.9); 3.373 (16.0); 2.129 (45.1); 2.096 (1.5); 2.078 (0.7); 1.963 (3.4); 1.951 (47.5); 1.939 (117.5); 1.927 (43.6); 1.767 (0.7); 0.901 (1.0); 0.875 (5.6); 0.856 (0.9); 0.000 (65.6)	δ = 8.463 (1.4); 8.451 (1.4); 8.398 (1.9); 7.678 (0.9); 7.672 (0.8); 7.658 (1.0); 7.651 (0.8); 7.366 (1.1); 7.345 (0.9); 4.107 (10.4); 3.384 (0.4); 2.354 (0.4); 2.107 (1.3); 2.085 (0.6); 2.066 (0.4); 1.957 (8.8); 1.945 (87.0); 1.933 (82.7); 1.774 (0.5); 1.761 (0.5); 0.893 (3.1); 0.864 (3.5); 0.008 (2.1);
I-A-32	0.11	0.50	¹ H-NMR (400.0 MHz, CD ₃ CN): 8.475 (1.5); 8.463 (1.6); 8.418 (2.1); 7.695 (1.0); 7.673 (1.1); 7.376 (1.2); 7.356 (1.1); 3.734 (10.9);	δ = 8.472 (1.6); 8.460 (1.6); 8.412 (2.2); 7.690 (0.8); 7.388 (1.2); 7.368 (1.1); 6.258 (3.1); 3.654 (9.4);

			3.383 (16.0); 3.280 (0.7); 3.269 (0.7); 2.149 (58.1); 2.119 (0.5); 2.113 (0.6); 2.106 (0.7); 2.101 (0.5); 1.963 (2.7); 1.957 (7.2); 1.951 (35.9); 1.945 (64.9); 1.939 (86.7); 1.933 (60.5); 1.927 (31.8); 1.774 (0.4); 1.768 (0.5); 1.762 (0.4); 0.007 (1.3); 0.000 (34.8)
I-A-33	0.33	0.62	¹ H-NMR (600.1 MHz. CD ₃ CN): δ = 8.472 (1.1); 8.470 (1.1); 8.464 (1.2); 8.462 (1.1); 8.4222 (1.4); 8.4216 (1.4); 8.418 (1.5); 7.691 (0.7); 7.689 (0.8); 7.687 (0.8); 7.685 (0.7); 7.678 (0.7); 7.675 (0.8); 7.673 (0.8); 7.671 (0.7); 7.382 (0.9); 7.381 (0.9); 7.374 (0.9); 7.373 (0.9); 7.368 (0.9); 7.367 (0.8); 7.360 (0.8); 7.359 (0.8); 6.245 (2.1); 3.719 (16.0); 3.652 (7.8); 3.380 (15.5); 2.613 (6.4); 2.605 (6.4); 2.195 (14.1); 1.949 (1.7); 1.945 (3.1); 1.941 (4.5); 1.937 (3.0); 1.932 (1.5)
I-A-34	0.59	0.81	¹ H-NMR (400.0 MHz. CD ₃ CN): δ = 8.464 (1.6); 8.453 (1.6); 8.414 (2.2); 8.408 (2.3); 7.684 (1.1); 7.680 (0.9); 7.664 (1.2); 7.660 (1.0); 7.381 (1.3); 7.369 (1.3); 7.360 (1.2); 7.348 (1.1); 6.228 (4.1); 4.009 (9.2); 3.743 (16.0); 3.378 (16.0);

			3.014 (0.4); 2.867 (0.4); 2.170 (28.7); 1.952 (12.6); 1.940 (32.2); 1.928 (12.9); 0.000 (7.7)	2.950 (14.7); 2.848 (13.5); 1.963 (1.0); 1.946 (23.5); 1.934 (23.6);
I-A-35	1.61	1.96	¹ H-NMR (400.0 MHz, CD ₃ CN): δ = 8.469 (1.3); 8.457 (1.4); 8.410 (1.9); 7.693 (0.8); 7.687 (0.9); 7.672 (0.9); 7.666 (1.1); 7.382 (1.1); 7.362 (1.1); 6.259 (3.6); 5.273 (0.4); 5.256 (0.9); 5.240 (0.4); 3.718 (14.7); 3.625 (2.9); 3.379 (16.0); 1.964 (0.4); 1.952 (5.8); 1.940 (13.9); 1.928 (5.0); 1.486 (7.9); 0.000 (4.5)	δ = 8.466 (1.4); 8.454 (1.4); 8.404 (1.9); 7.689 (0.9); 7.683 (0.7); 7.669 (1.1); 7.663 (0.8); 7.370 (1.1); 7.350 (1.0); 5.277 (0.5); 5.260 (0.8); 5.253 (0.8); 5.237 (0.5); 3.694 (0.5); 3.605 (2.8); 2.180 (14.8); 1.958 (1.2); 1.946 (10.5); 1.934 (9.7); 1.670 (8.1);
I-A-36	0.95	1.31	¹ H-NMR (400.0 MHz, CD ₃ CN): δ = 8.466 (1.4); 8.454 (1.5); 8.415 (2.0); 7.688 (0.8); 7.682 (0.9); 7.668 (1.0); 7.662 (1.1); 7.379 (1.1); 7.359 (1.0);	δ = 8.463 (1.4); 8.451 (1.4); 8.409 (2.0); 7.685 (1.0); 7.678 (0.8); 7.664 (1.1); 7.658 (0.9); 7.367 (1.1); 7.347 (1.0);

			6.254 (3.7); 3.703 (15.9); 3.069 (1.3); 3.033 (4.0); 2.759 (1.5); 2.119 (0.4); 2.107 (0.4); 1.952 (9.8); 1.940 (22.3); 1.927 (8.2); 1.269 (0.4); 1.241 (8.1); 0.000 (3.5)	3.748 (0.8); 3.380 (16.0); 3.051 (3.9); 3.014 (1.4); 2.193 (4.9); 2.113 (0.4); 1.963 (1.1); 1.946 (17.1); 1.933 (15.6); 1.322 (0.5); 1.259 (4.2); 1.223 (4.0);
I-A-37	1.29	1.45	$^1\text{H-NMR}$ (400.0 MHz, d_6 -DMSO): δ = 8.501 (2.4); 8.483 (1.7); 8.472 (1.8); 7.864 (1.0); 7.858 (1.4); 7.844 (1.1); 7.838 (1.5); 7.450 (1.5); 7.429 (1.4); 6.592 (1.4); 3.402 (17.1); 3.321 (15.5); 2.502 (29.3); 1.621 (1.7); 0.000 (6.0)	
I-A-38	0.91	1.17	$^1\text{H-NMR}$ (400.0 MHz, d_6 -DMSO): δ = 8.504 (2.9); 8.486 (2.2); 7.926 (0.4); 7.856 (1.4); 7.582 (1.3); 7.444 (4.1); 7.424 (1.3); 6.468 (2.4);	

			3.600 (0.4); 3.360 (0.6); 2.687 (1.3); 2.505 (57.0); 2.328 (0.4); 0.000 (5.5)	3.390 (16.2); 3.319 (42.4); 2.674 (1.6); 2.501 (63.0); 0.003 (2.9);
I-A-39	1.13	1.37; 1.45	¹ H-NMR (600.1 MHz. CD3CN): 8.465 (0.9); 8.457 (0.9); 8.412 (0.4); 8.403 (1.0); 7.676 (0.6); 7.672 (0.5); 7.663 (0.7); 7.659 (0.5); 7.372 (0.8); 7.364 (0.8); 7.358 (0.7); 7.3505 (0.7); 6.261 (0.5); 3.754 (3.8); 3.711 (13.1); 3.680 (3.9); 2.144 (3.4); 1.951 (0.6); 1.943 (6.4); 1.935 (6.4); 1.816 (12.2); 0.000 (2.6)	δ = 8.463 (0.9); 8.455 (0.9); 8.407 (1.2); 7.679 (0.6); 7.675 (0.6); 7.665 (0.6); 7.661 (0.7); 7.373 (0.7); 7.365 (0.8); 7.359 (0.7); 7.3513 (0.7); 6.278 (1.5); 3.762 (2.4); 3.745 (12.4); 3.698 (7.3); 3.382 (16.0); 1.955 (0.6); 1.947 (3.7); 1.939 (9.4); 1.931 (3.2); 1.802 (3.7);
I-A-40	0.68	0.88	¹ H-NMR (400.0 MHz. CD3CN): 8.479 (1.5); 8.467 (1.6); 8.431 (2.0); 7.695 (0.8); 7.689 (1.1); 7.675 (1.0); 7.669 (1.2); 7.379 (1.2);	δ = 8.476 (1.6); 8.464 (1.6); 8.426 (2.1); 7.692 (1.1); 7.686 (1.0); 7.671 (1.2); 7.665 (1.0); 7.367 (1.3);

			7.358 (1.2); 6.495 (1.2); 4.047 (16.0); 3.391 (1.4); 3.354 (4.1); 2.755 (0.8); 1.952 (2.6); 1.940 (6.0); 1.928 (2.5); 1.209 (8.1); 0.000 (0.4)	7.346 (1.0); 4.062 (0.5); 3.423 (16.0); 3.372 (4.0); 3.335 (1.4); 2.176 (7.0); 1.946 (4.5); 1.934 (4.5); 1.227 (4.2); 1.190 (4.0);
I-A-41	0.71	1.54	¹ H-NMR (400.0 MHz, CD ₃ CN): δ = 8.815 (2.1); 8.651 (0.8); 8.304 (1.7); 8.118 (1.2); 7.365 (1.2); 7.344 (1.2); 3.804 (16.0); 3.188 (3.9); 3.151 (1.3); 2.154 (170.7); 2.107 (2.2); 1.951 (60.2); 1.939 (142.1); 1.927 (53.4); 1.774 (0.7); 1.761 (0.6); 1.357 (4.1); 1.320 (3.9); 0.000 (555.3); 0.150 (3.0)	δ = 8.810 (2.1); 8.316 (1.6); 8.139 (1.1); 7.742 (4.4); 7.353 (1.3); 7.333 (1.1); 3.206 (1.3); 3.170 (4.0); 3.033 (0.4); 2.113 (2.4); 2.101 (1.6); 1.945 (107.1); 1.933 (100.9); 1.779 (0.4); 1.768 (0.9); 1.755 (0.4); 1.339 (8.0); 0.146 (3.0); -0.008 (49.4); -
I-A-42	0.35	0.55	¹ H-NMR (400.0 MHz, CD ₃ CN): δ = 8.478 (1.4); 8.467 (1.5); 8.430 (1.8); 7.685 (0.8); 7.676 (0.8);	δ = 8.475 (1.4); 8.463 (1.5); 8.424 (1.9); 7.682 (0.9); 7.665 (0.9);

			7.662 (1.1); 7.656 (0.8); 7.366 (1.1); 7.346 (1.0); 6.524 (0.8); 4.019 (15.9); 2.661 (7.6); 2.147 (33.0); 1.963 (1.3); 1.945 (32.6); 1.933 (32.1); 0.146 (1.1); 0.008 (16.6);	7.659 (1.1); 7.378 (1.1); 7.358 (1.1); 6.770 (0.3); 4.179 (9.3); 3.425 (16.0); 2.649 (7.6); 2.106 (0.3); 1.951 (17.8); 1.939 (44.6); 1.927 (16.9); 0.000 (210.5); - -0.150 (1.1)
I-A-43	0.27	0.22	¹ H-NMR (400.0 MHz, CD ₃ CN): δ = 8.480 (1.8); 8.427 (2.3); 7.703 (1.2); 7.389 (1.3); 7.369 (1.3); 6.727 (0.5); 5.446 (0.4); 4.132 (2.9); 3.998 (16.0); 3.816 (0.5); 3.389 (0.6); 2.640 (7.7); 1.951 (4.6); 1.939 (11.1); 1.927 (4.4); 0.001 (52.2)	8.470 (1.8); 8.421 (2.4); 7.682 (1.3); 7.377 (1.4); 7.357 (1.1); 6.439 (1.9); 4.167 (1.9); 4.010 (3.4); 3.975 (2.0); 3.413 (15.8); 2.652 (7.8); 2.178 (4.7); 1.945 (8.2); 1.933 (8.2); 0.000 (52.2); -
I-A-44	0.80	1.30	¹ H-NMR (400.0 MHz, CD ₃ CN): δ = 8.488 (1.1); 8.476 (1.2); 8.386 (1.6); 7.679 (0.7); 7.672 (0.9); 7.658 (0.9); 7.652 (1.0);	8.485 (1.2); 8.473 (1.1); 8.380 (1.6); 7.675 (0.9); 7.669 (0.7); 7.655 (1.0); 7.648 (0.8);

			7.395 (1.0); 7.375 (0.9); 7.345 (0.5); 4.608 (0.5); 3.898 (1.1); 3.862 (4.5); 3.801 (1.1); 2.499 (16.0); 1.958 (0.6); 1.946 (5.8); 1.934 (5.4); 1.162 (3.7); 1.126 (3.6); 0.000 (13.5); -0.008 (0.6)	7.383 (1.0); 7.363 (0.9); 6.170 (3.7); 4.521 (0.5); 3.880 (3.5); 3.844 (1.2); 3.687 (15.5); 2.209 (18.0); 1.953 (3.2); 1.940 (7.8); 1.928 (2.8); 1.144 (7.4); 0.008 (0.6);
I-A-45	0.54	1.04	¹ H-NMR (400.0 MHz, CD ₃ CN): δ = 8.814 (2.0); 8.600 (1.4); 8.392 (1.0); 8.370 (1.1); 7.949 (1.0); 7.928 (1.0); 7.212 (3.0); 3.501 (15.0); 2.514 (1.7); 1.965 (0.6); 1.947 (14.0); 1.935 (12.7); 0.000 (49.4); -0.008 (2.5)	δ = 8.809 (1.8); 8.586 (1.4); 8.389 (1.0); 8.368 (1.0); 7.935 (1.1); 7.914 (0.9); 3.814 (15.0); 2.921 (16.0); 2.042 (0.5); 1.953 (7.8); 1.941 (18.5); 1.928 (6.5);
I-A-46	2.09	2.17	¹ H-NMR (400.0 MHz, CD ₃ CN): δ = 8.502 (1.4); 8.490 (1.4); 8.445 (1.9); 7.715 (0.8); 7.708 (0.9); 7.694 (0.9); 7.688 (1.0); 7.406 (1.1); 7.386 (1.0);	δ = 8.498 (1.5); 8.486 (1.4); 8.439 (1.9); 7.711 (0.9); 7.704 (0.8); 7.690 (1.0); 7.684 (0.8); 7.395 (1.1); 7.374 (0.9);

			6.306(3.2); 4.012(1.5); 3.969(2.6); 3.809(1.1); 3.426(1.2); 2.170(5.5); 1.988(0.8); 1.976(7.1); 1.964(6.7); 1.958(3.4)	5.477(1.2); 3.970(2.6); 3.927(1.6); 3.797(16.0); 3.415(15.9); 1.994(0.4); 1.982(4.0); 1.970(9.7);
I-A-47	1.65	1.84	¹ H-NMR(400.0 MHz. CD3CN): δ = 8.506(1.3); 8.494(1.4); 8.453(1.9); 7.724(0.8); 7.718(0.8); 7.704(0.9); 7.697(0.9); 7.414(1.0); 7.394(1.0); 6.293(3.6); 3.730(16.0); 3.272(2.0); 3.248(1.0); 2.646(0.3); 2.626(0.5); 2.619(0.9); 2.599(1.0); 2.584(0.5); 2.564(0.3); 1.994(0.4); 1.982(4.1); 1.970(10.3); 1.958(3.6)	δ = 8.502(1.4); 8.490(1.4); 8.447(1.9); 7.720(0.8); 7.714(0.7); 7.700(1.0); 7.694(0.8); 7.402(1.1); 7.382(0.9); 5.477(2.0); 3.413(15.8); 3.253(2.2); 3.233(2.3); 2.638(1.0); 2.623(0.5); 2.611(1.1); 2.591(0.9); 2.572(0.9); 2.173(3.3); 1.988(0.8); 1.976(7.5); 1.964(7.1);
I-A-48	1.11	1.40	¹ H-NMR(400.0 MHz. CD3CN): δ = 8.497(1.4); 8.486(1.5); 8.446(2.2); 7.718(0.8);	δ = 8.495(1.6); 8.483(1.6); 8.440(2.2); 7.714(1.0);

			7.708 (0.8); 7.693 (1.1); 7.397 (1.2); 7.376 (1.1); 5.478 (2.5); 4.579 (2.5); 4.475 (1.3); 4.446 (1.3); 3.410 (16.0); 3.163 (4.4); 2.204 (17.0); 2.063 (0.8); 2.028 (0.8); 1.995 (1.1); 1.976 (9.0); 1.964 (8.6); 1.948 (0.4)	7.697 (0.9); 7.409 (1.2); 7.388 (1.1); 6.282 (4.1); 4.594 (1.3); 4.565 (1.3); 4.461 (2.5); 3.741 (16.0); 3.181 (2.4); 3.145 (2.6); 2.078 (0.3); 2.045 (1.2); 2.013 (0.6); 1.982 (5.2); 1.970 (11.4); 1.958 (4.2);
I-A-49	1.55	1.71	¹ H-NMR (400.0 MHz, CD ₃ CN): δ 8.501 (1.9); 8.489 (1.6); 8.444 (2.3); 7.714 (1.1); 7.708 (1.1); 7.694 (1.2); 7.684 (0.8); 7.396 (1.4); 7.375 (1.0); 6.278 (0.4); 6.146 (0.8); 6.125 (0.6); 6.004 (0.6); 3.826 (1.6); 3.784 (3.0); 3.414 (15.2); 2.194 (8.2); 1.976 (8.6); 1.964 (6.5);	δ 8.498 (1.7); 8.486 (1.3); 8.438 (2.0); 7.710 (1.2); 7.704 (1.0); 7.690 (1.2); 7.407 (1.4); 7.387 (1.2); 6.305 (3.4); 6.268 (0.6); 6.136 (1.3); 6.014 (0.4); 5.478 (3.9); 3.796 (16.0); 3.742 (1.7); 2.198 (8.5); 1.982 (6.0); 1.970 (10.0); 1.958 (3.1)
I-A-50	1.94	2.10	¹ H-NMR (400.0 MHz, CD ₃ CN): δ	δ

			8.498 (1.4) ; 8.486 (1.4) ; 8.446 (2.0) ; 7.720 (0.7) ; 7.714 (0.9) ; 7.699 (0.9) ; 7.693 (1.0) ; 7.409 (1.2) ; 7.388 (1.0) ; 6.276 (3.9) ; 3.730 (16.0) ; 3.344 (1.2) ; 3.300 (2.6) ; 3.280 (2.6) ; 2.936 (1.9) ; 2.899 (1.6) ; 1.995 (0.4) ; 1.983 (4.5) ; 1.970 (11.5) ; 1.958 (4.1)	8.495 (1.4) ; 8.483 (1.4) ; 8.440 (2.1) ; 7.716 (0.9) ; 7.710 (0.8) ; 7.695 (1.1) ; 7.689 (0.9) ; 7.397 (1.1) ; 7.376 (1.0) ; 5.478 (0.8) ; 3.410 (15.9) ; 3.318 (5.8) ; 3.292 (4.3) ; 3.266 (1.3) ; 2.917 (2.2) ; 2.195 (17.4) ; 1.988 (0.7) ; 1.976 (8.3) ; 1.964 (8.0) ;
I-A-51	1.47	1.73	¹ H-NMR (400.0 MHz, CD ₃ CN) : δ 8.493 (1.3) ; 8.489 (1.3) ; 8.481 (1.4) ; 8.477 (1.4) ; 8.437 (1.8) ; 8.431 (1.9) ; 7.706 (0.8) ; 7.702 (0.9) ; 7.700 (0.8) ; 7.696 (0.7) ; 7.686 (0.9) ; 7.682 (1.0) ; 7.679 (0.9) ; 7.676 (0.8) ; 7.403 (1.1) ; 7.391 (1.1) ; 7.382 (1.0) ; 7.370 (0.9) ; 6.328 (3.7) ; 5.478 (3.9) ; 3.762 (16.0) ; 3.505 (0.5) ; 3.487 (0.5) ; 3.479 (1.0) ; 3.470 (0.5) ; 3.452 (0.5) ; 3.429 (0.4) ; 3.414 (15.8) ; 2.686 (2.4) ; 2.677 (4.9) ; 2.663 (2.7) ; 2.655 (1.9) ; 2.628 (0.3) ; 2.261 (0.4) ;	

			2.251 (0.8); 2.229 (0.6); 2.208 (1.2); 1.994 (0.4); 1.983 (4.1); 1.970 (10.5); 1.958 (3.7); 1.793 (0.5); 1.772 (0.9); 1.747 (0.9); 1.724 (0.4); 1.712 (0.4)	2.241 (0.9); 2.218 (1.2); 2.181 (4.9); 1.988 (0.7); 1.976 (7.6); 1.964 (7.2); 1.806 (0.5); 1.781 (0.6); 1.760 (0.7); 1.738 (0.6);
I-A-52	0.90	1.25	¹ H-NMR (400.0 MHz, CD ₃ CN): 8.488 (1.7); 8.436 (2.4); 7.708 (0.8); 7.704 (1.1); 7.688 (0.9); 7.684 (1.3); 7.401 (1.4); 7.381 (1.3); 6.329 (4.3); 5.477 (1.6); 3.885 (1.7); 3.865 (1.2); 3.846 (1.1); 3.768 (15.2); 3.607 (0.3); 3.590 (1.3); 3.573 (0.4); 3.434 (1.4); 3.416 (16.0); 3.406 (2.8); 3.377 (1.2); 2.199 (18.1); 1.983 (4.0); 1.977 (7.4); 1.971 (10.1); 1.965 (7.2);	δ 8.477 (1.7); 8.430 (2.5); 7.706 (1.0); 7.700 (0.9); 7.686 (1.1); 7.680 (1.0); 7.390 (1.4); 7.369 (1.2); 5.478 (1.8); 3.894 (1.0); 3.876 (1.1); 3.856 (1.9); 3.769 (16.0); 3.617 (0.6); 3.600 (0.6); 3.580 (0.6); 3.562 (0.6); 3.429 (1.5); 3.414 (15.2); 3.400 (2.4); 3.372 (1.2); 1.993 (0.4); 1.982 (4.0); 1.976 (7.1); 1.969 (9.5); 1.963 (6.6);

			1.958 (3.8); 1.867 (1.5); 1.662 (0.6); 1.635 (1.3); 1.602 (1.0); 1.575 (0.5)	1.903 (1.1); 1.673 (0.6); 1.645 (1.2); 1.613 (1.1); 1.585 (0.5);
I-A-53	2.68	2.76	¹ H-NMR (400.0 MHz, CD ₃ CN) : 8.505 (1.3); 8.494 (1.3); 8.453 (1.7); 7.723 (0.7); 7.716 (0.8); 7.702 (0.8); 7.696 (0.9); 7.412 (1.0); 7.400 (1.0); 7.392 (0.9); 7.380 (0.8); 5.478 (1.0); 3.412 (15.6); 3.284 (1.2); 2.694 (0.5); 2.653 (0.5); 2.621 (0.5); 2.181 (7.5); 1.983 (3.7); 1.970 (9.4); 1.958 (3.3)	δ 8.502 (1.3); 8.490 (1.3); 8.447 (1.8); 7.719 (0.8); 7.712 (0.7); 7.698 (0.9); 7.692 (0.8); 7.411 (1.0); 7.399 (0.9); 7.391 (0.9); 6.282 (3.5); 3.731 (16.0); 3.304 (1.2); 3.263 (1.4); 2.672 (0.5); 2.643 (0.5); 2.602 (0.5); 1.988 (0.7); 1.976 (6.8); 1.964 (6.5);
I-A-54	0.63	0.98	¹ H-NMR (400.0 MHz, CD ₃ CN) : 8.469 (1.4); 8.457 (1.4); 8.411 (1.9); 7.687 (0.8); 7.680 (0.9); 7.666 (0.9); 7.660 (1.0); 7.380 (1.1); 7.368 (1.1);	δ 8.466 (1.4); 8.454 (1.4); 8.405 (1.9); 7.683 (0.9); 7.676 (0.8); 7.662 (1.0); 7.656 (0.8); 7.378 (1.0); 7.366 (1.0);

			7.360 (1.0); 7.346 (0.9); 5.448 (1.2); 4.923 (4.1); 4.602 (0.7); 4.569 (1.0); 4.551 (0.5); 4.491 (4.0); 3.716 (16.0); 2.175 (18.4); 1.958 (0.9); 1.946 (8.0); 1.934 (7.4); 0.008 (1.0); 0.008 (0.7)	7.348 (1.0); 6.223 (3.6); 4.940 (2.1); 4.905 (2.3); 4.584 (1.3); 4.564 (0.4); 4.507 (2.8); 4.475 (1.8); 3.377 (16.0); 1.964 (0.4); 1.952 (4.4); 1.940 (10.8); 1.927 (3.7); 0.000 (21.4); -
I-A-55	1.01	1.27	¹ H-NMR (601.6 MHz, d ₆ -DMSO): δ = 8.632 (0.5); 8.629 (0.5); 8.546 (0.4); 8.539 (0.4); 8.486 (2.2); 8.481 (2.2); 8.478 (1.7); 8.475 (1.5); 8.470 (1.6); 8.467 (1.4); 7.842 (0.8); 7.840 (1.0); 7.838 (0.9); 7.836 (0.8); 7.829 (0.9); 7.826 (1.0); 7.825 (1.0); 7.822 (0.8); 7.448 (1.1); 7.440 (1.1); 7.434 (1.1); 7.426 (1.0); 6.256 (2.7); 4.536 (8.2); 4.427 (8.1); 4.244 (0.7); 3.900 (3.3); 3.790 (1.2); 3.778 (1.8); 3.771 (3.8); 3.765 (1.2); 3.675 (16.0); 3.449 (2.9); 3.361 (14.7); 3.338 (0.9); 3.330 (1.3); 3.306 (255.1); 3.280 (0.3); 3.173 (0.7); 3.164 (0.7); 2.660 (1.3); 2.655 (0.7); 2.646 (1.4); 2.642 (1.3);	

			2.637 (1.5); 2.624 (1.4); 2.612 (1.3); 2.521 (2.4); 2.515 (3.1); 2.503 (156.7); 2.497 (156.0); 2.387 (0.9); 2.381 (0.9); 2.165 (0.7); 2.152 (1.3); 2.139 (0.7); 2.033 (0.4); 0.000 (1.3)	2.628 (0.7); 2.615 (1.0); 2.609 (0.9); 2.518 (3.0); 2.506 (79.7); 2.500 (210.1); 2.494 (76.4); 2.384 (1.3); 2.169 (1.5); 2.157 (1.5); 2.147 (1.4); 2.134 (1.3); 2.010 (0.4);
I-A-56	2.86	2.92	¹ H-NMR (400.0 MHz, d ₆ -DMSO): δ = 8.559 (2.4); 8.499 (1.7); 8.487 (1.8); 7.974 (5.6); 7.858 (1.1); 7.852 (0.9); 7.837 (1.2); 7.831 (1.0); 7.440 (1.4); 7.420 (1.2); 6.558 (2.3); 3.800 (16.0); 3.409 (15.5); 2.671 (0.4); 2.502 (60.3); 2.329 (0.4); 0.008 (2.5); 0.000 (62.0)	8.552 (2.5); 8.496 (1.8); 8.484 (1.7); 7.862 (0.9); 7.855 (1.0); 7.841 (1.1); 7.835 (1.2); 7.452 (1.4); 7.431 (1.3); 6.721 (5.0); 5.754 (2.1); 3.758 (0.5); 3.318 (23.4); 2.507 (46.4); 2.498 (45.2); 1.989 (0.5);
I-A-57	2.02	2.14	¹ H-NMR (400.0 MHz, d ₆ -DMSO): δ = 8.515 (2.4); 8.495 (1.7); 8.484 (1.7); 8.135 (1.5); 7.851 (1.1);	8.509 (2.6); 8.493 (1.8); 8.481 (1.8); 7.855 (0.9); 7.850 (1.1);

			7.846(1.0); 7.831(1.3); 7.825(1.0); 7.454(1.4); 7.434(1.3); 7.416(4.3); 7.394(4.9); 7.108(4.8); 6.475(2.9); 3.741(16.0); 3.321(2.5); 2.503(20.1); 2.086(8.1); 0.000(26.8)	7.834(1.0); 7.829(1.3); 7.466(1.4); 7.446(1.3); 7.423(0.5); 7.399(1.6); 7.115(0.6); 7.087(4.1); 5.754(2.7); 3.392(15.6); 2.507(15.4); 2.499(15.7); 0.008(1.2);
I-A-58	1.62	1.79	¹ H-NMR(400.0 MHz. d ₆ -DMSO): δ = 8.496(1.9); 8.478(1.4); 8.467(1.4); 7.839(0.7); 7.832(0.8); 7.818(0.8); 7.812(0.9); 7.448(1.1); 7.428(1.0); 7.218(3.3); 7.201(1.1); 7.188(0.4); 6.936(3.9); 6.919(1.1); 6.906(0.3); 4.108(0.4); 4.082(1.3); 3.741(16.0); 3.369(13.3); 3.177(5.7); 2.688(0.9); 2.506(15.5); 2.497(15.3);	8.489(2.0); 8.475(1.5); 8.463(1.4); 7.835(0.9); 7.829(0.7); 7.814(1.0); 7.808(0.8); 7.436(1.1); 7.416(1.0); 7.213(1.1); 7.196(3.9); 6.944(0.4); 6.931(1.3); 6.914(3.3); 6.344(2.6); 4.095(1.3); 4.069(0.5); 3.736(14.8); 3.320(9.1); 3.163(5.5); 2.675(1.0); 2.502(20.5); 0.008(1.1);

			0.000 (27.6); -0.009 (1.1)
I-A-59	1.55	2.11	¹ H-NMR (400.0 MHz, d ₆ -DMSO): δ 8.486 (1.2); 8.480 (1.3); 8.469 (0.9); 8.466 (0.9); 8.458 (0.9); 8.454 (0.9); 8.140 (1.9); 7.830 (0.5); 7.827 (0.6); 7.824 (0.6); 7.821 (0.5); 7.810 (0.5); 7.806 (0.6); 7.804 (0.6); 7.800 (0.5); 7.441 (0.7); 7.429 (0.7); 7.421 (0.6); 7.409 (0.6); 7.180 (2.0); 7.175 (0.8); 7.158 (2.1); 6.676 (2.0); 6.654 (1.9); 6.263 (1.7); 3.732 (8.0); 3.357 (9.0); 2.891 (16.0); 2.506 (13.5); 2.502 (17.4); 2.498 (13.4); 2.073 (0.7); 0.007 (0.9); 0.000 (16.4)
I-A-60	2.55	2.58	¹ H-NMR (400.0 MHz, d ₆ -DMSO): δ = 8.548 (2.3); 8.542 (2.3); 8.495 (1.6); 8.491 (1.7); 8.483 (1.7); 8.479 (1.7); 7.853 (0.9); 7.850 (1.1); 7.847 (1.0); 7.843 (0.9); 7.833 (1.0); 7.829 (1.2); 7.827 (1.2); 7.823 (1.0); 7.517 (1.7); 7.512 (3.1); 7.508 (1.7); 7.446 (1.3); 7.434 (1.3); 7.425 (1.2); 7.414 (1.1); 7.078 (6.4); 7.074 (6.3); 6.542 (2.3); 5.754 (1.8); 3.784 (16.0); 3.403 (15.3); 3.318 (15.9); 2.524 (0.7); 2.511 (12.8); 2.507 (24.6); 2.502 (31.9); 2.498 (24.0); 2.086 (1.3); 0.000 (0.4)

I-A-61			$^1\text{H-NMR}$ (400.0 MHz, d_6 -DMSO): δ = 8.531 (3.6); 8.525 (3.7); 8.493 (2.5); 8.481 (2.5); 7.928 (1.0); 7.921 (1.0); 7.860 (1.3); 7.856 (1.7); 7.854 (1.7); 7.840 (1.4); 7.837 (1.6); 7.758 (0.8); 7.747 (0.9); 7.638 (1.2); 7.619 (2.3); 7.591 (1.6); 7.571 (2.2); 7.552 (0.9); 7.459 (3.2); 7.446 (2.1); 7.434 (1.9); 7.425 (1.5); 7.413 (1.4); 7.315 (1.7); 7.295 (1.5); 7.090 (0.5); 7.079 (0.5); 7.070 (0.7); 7.058 (0.6); 6.862 (0.6); 6.859 (0.6); 6.855 (0.6); 6.838 (0.5); 6.515 (3.0); 6.209 (1.0); 5.843 (0.4); 5.755 (1.1); 3.774 (16.0); 3.750 (5.7); 3.398 (15.7); 3.377 (5.8); 3.353 (0.5); 3.321 (30.3); 2.688 (3.8); 2.675 (4.0); 2.502 (54.8); 2.328 (0.4); 0.032 (0.3); 0.000 (38.1)
I-A-62	1.66	1.87	$^1\text{H-NMR}$ (400.0 MHz, d_6 -DMSO): δ = 8.509 (2.4); 8.503 (2.6); 8.489 (1.8); 8.486 (1.8); 8.477 (1.9); 8.474 (1.8); 7.929 (0.4); 7.923 (0.4); 7.849 (0.9); 7.845 (1.2); 7.843 (1.2); 7.839 (1.0); 7.828 (1.1); 7.825 (1.3); 7.822 (1.3); 7.819 (1.0); 7.762 (0.3); 7.751 (0.3); 7.458 (1.4); 7.446 (1.4); 7.438 (1.3); 7.426 (1.3);

			7.222 (10.5); 7.202 (5.1); 7.179 (0.4); 5.755 (3.7); 3.384 (15.4); 2.689 (1.3); 2.507 (16.7); 0.008 (0.9);	7.207 (5.0); 7.186 (0.3); 6.427 (3.0); 3.747 (16.0); 3.323 (5.6); 2.677 (1.4); 2.503 (20.8); 0.000 (18.4)	
I-A-63	2.75	2.92	¹ H-NMR (400.0 MHz, d ₆ -DMSO): δ = 8.516 (0.8); 8.490 (0.6); 8.478 (0.6); 7.854 (0.4); 7.833 (0.4); 7.460 (0.5); 7.440 (0.4); 7.367 (1.4); 7.071 (1.6); 6.424 (1.0); 3.384 (5.5); 3.177 (0.4); 2.506 (7.0); 2.498 (6.8); 1.074 (0.4); 1.039 (0.4);		8.509 (0.8); 8.487 (0.6); 8.475 (0.6); 7.837 (0.3); 7.831 (0.4); 7.448 (0.5); 7.428 (0.4); 7.346 (1.6); 7.050 (1.4); 3.740 (5.6); 3.320 (5.7); 3.163 (0.4); 2.502 (9.2); 1.246 (16.0); 1.057 (0.9); 0.000 (5.8)
I-A-64	2.63	2.71	¹ H-NMR (400.0 MHz, d ₆ -DMSO): δ = 8.526 (2.8); 8.493 (2.2); 7.854 (1.5); 7.834 (1.6); 7.702 (2.3); 7.592 (2.9); 7.448 (1.5); 7.428 (1.5); 7.330 (1.6); 6.514 (3.0); 5.755 (4.1); 3.398 (15.7);		8.520 (2.9); 8.482 (2.2); 7.852 (1.4); 7.832 (1.5); 7.681 (2.5); 7.589 (2.9); 7.436 (1.6); 7.416 (1.4); 7.309 (1.5); 5.756 (3.5); 3.778 (16.0); 3.322 (15.0);

			2.503 (30.6); 0.000 (22.0)
I-A-65	1.01	1.18	$^1\text{H-NMR}$ (400.0 MHz, d_6 -DMSO): δ = 8.535 (2.3); 8.529 (2.4); 8.505 (1.6); 8.502 (1.7); 8.493 (1.7); 8.490 (1.7); 8.397 (1.3); 8.387 (1.3); 8.384 (1.3); 7.878 (0.8); 7.874 (1.0); 7.873 (1.0); 7.869 (0.9); 7.858 (1.0); 7.854 (1.1); 7.852 (1.1); 7.848 (0.9); 7.727 (0.8); 7.722 (0.8); 7.707 (1.4); 7.703 (1.5); 7.688 (0.9); 7.683 (0.9); 7.479 (1.3); 7.468 (1.3); 7.459 (1.3); 7.447 (1.2); 7.229 (1.1); 7.217 (1.2); 7.211 (1.2); 7.198 (1.0); 6.814 (2.0); 6.794 (1.9); 6.542 (2.2); 3.753 (16.0); 3.414 (15.4); 3.320 (14.3); 2.507 (21.1); 2.502 (27.9); 2.498 (21.2); 0.008 (0.6); 0.000 (13.8)
I-A-66	1.97	2.11	$^1\text{H-NMR}$ (400.0 MHz, d_6 -DMSO): δ = 8.532 (2.3); 8.526 (2.4); 8.495 (1.6); 8.491 (1.7); 8.483 (1.7); 8.479 (1.7); 7.858 (0.8); 7.854 (1.0); 7.852 (1.0); 7.848 (0.9); 7.838 (0.9); 7.834 (1.1); 7.832 (1.1); 7.828 (1.0); 7.456 (1.3); 7.444 (1.3); 7.435 (1.2); 7.423 (1.2); 7.380 (0.7); 7.360 (2.2); 7.341 (3.1); 7.335 (2.7); 7.332 (1.7); 7.320 (0.5); 7.315 (0.7); 7.312 (0.4); 7.136 (1.5); 7.131 (2.8);

			6.993 (0.9); 6.986 (1.0); 6.971 (1.5); 6.512 (2.5); 3.760 (16.0); 3.321 (12.6); 2.502 (23.0); 2.086 (1.8); 0.000 (13.1)	6.989 (1.7); 6.976 (0.9); 6.967 (0.9); 5.755 (1.2); 3.398 (15.4); 2.507 (17.4); 2.498 (17.5); 0.007 (0.5);
I-A-67	1.17	1.25	¹ H-NMR (400.0 MHz, d ₆ -DMSO): δ = 8.513 (2.1); 8.490 (1.5); 8.478 (1.5); 8.137 (1.7); 7.855 (1.0); 7.849 (0.9); 7.835 (1.1); 7.829 (0.9); 7.448 (1.3); 7.428 (1.2); 7.334 (2.2); 7.319 (3.7); 7.297 (2.1); 7.287 (0.8); 7.274 (0.7); 6.815 (1.3); 6.801 (1.3); 5.754 (5.4); 3.700 (0.4); 3.319 (3.8); 2.722 (11.2); 2.524 (0.7); 2.506 (38.0); 2.497 (37.5); 0.008 (1.9); 0.008 (2.3)	8.506 (2.2); 8.487 (1.6); 8.475 (1.5); 7.859 (0.8); 7.853 (1.0); 7.839 (1.0); 7.832 (1.1); 7.460 (1.3); 7.439 (1.2); 7.342 (2.1); 7.327 (2.4); 7.309 (0.9); 7.290 (1.0); 7.283 (1.1); 6.823 (1.3); 6.810 (1.0); 6.450 (2.7); 3.712 (16.0); 3.388 (15.4); 2.988 (11.2); 2.671 (0.3); 2.510 (18.9); 2.502 (50.3); 2.328 (0.3); 0.000 (48.7); -
I-A-68	1.71	1.77	¹ H-NMR (400.0 MHz, d ₆ -DMSO): δ = 8.539 (2.1);	8.534 (2.2);

			8.493(1.6); 8.482(1.7); 8.136(0.5); 8.106(1.1); 8.100(1.0); 8.085(1.2); 8.080(1.1); 7.876(2.6); 7.857(0.9); 7.850(1.0); 7.836(1.0); 7.830(1.1); 7.653(1.3); 7.613(1.5); 7.511(1.5); 7.507(1.3); 7.491(1.1); 7.487(0.9); 7.453(1.2); 7.441(1.2); 7.433(1.1); 7.421(1.0); 3.783(16.0); 3.311(4.4); 2.511(8.9); 2.502(23.0); 2.073(10.4); 0.000(1.9)	8.490(1.7); 8.478(1.6); 8.108(1.0); 8.102(1.1); 8.087(1.1); 8.082(1.3); 7.881(1.5); 7.871(1.5); 7.853(1.1); 7.847(0.9); 7.833(1.1); 7.826(1.0); 7.633(2.6); 7.513(1.3); 7.509(1.5); 7.494(1.0); 7.489(1.1); 7.454(1.2); 7.443(1.2); 7.434(1.1); 7.422(1.1); 6.544(2.3); 3.404(15.3); 2.524(0.4); 2.507(17.7); 2.498(17.0)
I-A-69	1.56	1.63	¹ H-NMR(400.0 MHz. d ₆ -DMSO): δ = 8.529(1.0); 8.513(0.7); 8.502(0.8); 8.151(0.3); 7.882(0.5); 7.876(0.4); 7.862(0.5); 7.856(0.5); 7.847(0.7); 7.828(0.8);	8.522(1.1); 8.510(0.8); 8.498(0.8); 7.886(0.4); 7.880(0.5); 7.866(0.5); 7.859(0.5); 7.851(0.7); 7.831(0.8); 7.528(0.3);

			7.513 (0.6); 7.494 (0.5); 7.476 (0.6); 7.455 (0.6); 7.448 (0.6); 6.598 (1.0); 6.334 (0.7); 3.708 (7.2); 3.318 (4.7); 2.524 (0.6); 2.506 (23.5); 2.497 (23.2); 0.008 (1.1); 0.008 (1.3)	7.510 (0.6); 7.489 (0.8); 7.467 (0.5); 7.451 (0.6); 7.429 (0.8); 6.354 (0.8); 5.754 (1.0); 3.414 (6.8); 2.815 (16.0); 2.510 (11.6); 2.502 (31.1); 2.493 (11.8); 0.000 (29.5); -
I-A-70	1.45	1.52	¹ H-NMR (400.0 MHz, d ₆ -DMSO): δ = 8.513 (2.0); 8.485 (1.5); 8.473 (1.6); 8.233 (2.1); 8.226 (2.1); 7.853 (0.8); 7.847 (1.0); 7.833 (1.0); 7.826 (1.1); 7.648 (1.4); 7.627 (1.9); 7.521 (2.5); 7.500 (1.8); 7.452 (1.1); 7.440 (1.1); 7.431 (1.1); 7.419 (1.0); 5.751 (1.2); 3.388 (15.3); 2.524 (0.7); 2.506 (35.9); 2.497 (35.8);	8.508 (2.1); 8.482 (1.6); 8.470 (1.6); 8.227 (2.1); 8.141 (0.4); 7.849 (1.0); 7.843 (0.9); 7.829 (1.1); 7.823 (1.0); 7.641 (1.4); 7.620 (1.9); 7.520 (2.6); 7.499 (1.8); 7.441 (1.1); 7.433 (1.1); 7.421 (1.0); 6.435 (2.6); 3.786 (16.0); 3.309 (13.5); 2.510 (17.8); 2.501 (47.4); 0.000 (3.7)
I-A-71	1.68	1.78	¹ H-NMR (400.0 MHz, d ₆ -DMSO): δ =	

			8.513 (2.5); 8.498 (0.9); 8.484 (2.1); 8.472 (1.6); 7.851 (1.3); 7.845 (1.3); 7.831 (1.3); 7.825 (1.0); 7.444 (1.6); 7.423 (1.2); 7.392 (0.5); 7.376 (1.0); 7.354 (0.8); 7.340 (0.5); 7.309 (1.1); 7.288 (1.5); 7.267 (0.7); 7.188 (1.1); 7.169 (1.7); 7.151 (0.9); 6.920 (0.9); 6.900 (1.6); 6.881 (0.7); 6.438 (2.9); 3.779 (3.2); 3.674 (1.6); 3.389 (15.6); 3.360 (1.6); 3.311 (12.5); 2.510 (27.1); 2.501 (41.6); 0.858 (0.5); 0.821 (0.4); 0.000 (2.8)	8.507 (2.4); 8.487 (2.1); 8.475 (1.7); 7.855 (1.2); 7.849 (1.3); 7.835 (1.3); 7.828 (1.2); 7.456 (1.7); 7.435 (1.5); 7.397 (0.4); 7.383 (0.6); 7.358 (1.1); 7.344 (0.6); 7.312 (1.1); 7.292 (0.9); 7.285 (1.1); 7.264 (0.6); 7.185 (1.1); 7.166 (1.6); 7.147 (0.8); 6.916 (1.0); 6.896 (1.5); 6.877 (0.7); 6.237 (0.4); 3.767 (16.0); 3.400 (3.2); 3.373 (0.4); 3.322 (3.5); 3.037 (0.4); 2.506 (37.5); 2.497 (28.4); 0.840 (0.9); 0.011 (0.5)
I-A-72	1.59	1.74	¹ H-NMR (400.0 MHz, d ₆ -DMSO): δ = 8.522 (3.3); 8.481 (2.4); 7.847 (1.8);	8.492 (2.4); 7.867 (1.6); 7.467 (1.5);

			7.455 (1.7); 7.435 (1.3); 7.229 (2.2); 7.051 (2.7); 6.879 (1.3); 6.841 (1.3); 6.421 (2.3); 5.754 (1.3); 3.732 (16.0); 3.321 (8.9); 0.000 (2.8)	7.447 (1.5); 7.249 (1.0); 7.210 (1.3); 7.031 (2.2); 6.860 (2.5); 6.475 (3.7); 6.402 (2.2); 3.819 (16.0); 3.398 (15.7); 2.502 (36.3);
I-A-73	1.81	1.87	¹ H-NMR (400.0 MHz, d ₆ -DMSO): δ = 8.509 (2.2); 8.503 (2.2); 8.460 (1.6); 8.457 (1.7); 8.448 (1.7); 8.445 (1.7); 7.927 (1.2); 7.923 (2.5); 7.918 (2.0); 7.907 (1.4); 7.888 (2.4); 7.873 (1.4); 7.868 (1.3); 7.850 (0.9); 7.846 (1.1); 7.844 (1.0); 7.840 (0.9); 7.830 (1.0); 7.826 (1.1); 7.824 (1.2); 7.820 (1.0); 7.725 (1.7); 7.705 (2.7); 7.685 (1.2); 7.420 (1.3); 7.408 (1.3); 7.399 (1.2); 7.387 (1.1); 6.583 (0.6); 4.030 (16.0); 4.016 (0.3); 3.388 (15.2); 3.315 (50.4); 2.675 (0.4); 2.670 (0.6); 2.666 (0.5); 2.510 (36.0); 2.506 (69.7); 2.501 (93.6); 2.497 (72.1); 2.333 (0.5); 2.328 (0.6); 2.324 (0.5); 0.146 (0.5); 0.008 (4.9); 0.000 (99.4); - 0.008 (4.9); -0.019 (0.4); - 0.150 (0.5)	
I-A-74	1.45	1.55	¹ H-NMR (400.0 MHz, d ₆ -DMSO): δ =	

			8.505 (2.3); 8.476 (1.7); 8.464 (1.8); 8.137 (2.6); 7.839 (1.1); 7.832 (1.0); 7.818 (1.3); 7.812 (1.1); 7.657 (1.2); 7.650 (3.3); 7.642 (2.9); 7.610 (2.5); 7.598 (0.4); 7.551 (1.3); 7.543 (1.3); 7.528 (1.3); 7.431 (1.3); 7.411 (1.3); 6.471 (1.1); 3.376 (15.3); 2.670 (0.4); 2.506 (46.5); 2.497 (50.5); 2.324 (0.3); 0.000 (63.9)	8.499 (2.4); 8.472 (1.8); 8.461 (1.9); 7.842 (0.9); 7.836 (1.1); 7.822 (1.1); 7.816 (1.3); 7.661 (0.9); 7.654 (1.7); 7.645 (4.2); 7.629 (2.0); 7.601 (0.5); 7.589 (1.2); 7.547 (2.1); 7.532 (0.9); 7.525 (0.8); 7.419 (1.3); 7.399 (1.2); 3.907 (16.0); 3.316 (5.7); 2.666 (0.3); 2.501 (62.9); 2.328 (0.4); 0.008 (2.8);
I-A-75	2.14	2.19	¹ H-NMR (400.0 MHz, d ₆ -DMSO): δ = 8.504 (0.8); 8.481 (0.6); 8.470 (0.6); 8.139 (0.6); 7.837 (0.4); 7.823 (0.3); 7.816 (0.4); 7.626 (1.1); 7.519 (1.7); 7.437 (0.4); 7.417 (0.4); 6.459 (0.4);	8.498 (0.8); 8.478 (0.6); 8.466 (0.6); 7.839 (0.4); 7.833 (0.3); 7.819 (0.4); 7.813 (0.3); 7.604 (1.7); 7.498 (1.1); 7.425 (0.5); 7.405 (0.4); 3.845 (5.4);

			3.369(5.1); 3.316(8.7); 2.510(11.9); 2.506(23.5); 2.501(31.8); 2.497(24.8); 1.298(16.0); 0.008(1.7); 0.000(35.6); -0.008(1.8)
I-A-76	2.53	2.55	¹ H-NMR(400.0 MHz. d ₆ -DMSO): δ = 8.515(0.9); 8.509(0.9); 8.461(0.7); 8.449(0.7); 7.852(1.6); 7.831(2.1); 7.697(1.7); 7.675(1.3); 7.424(0.5); 7.412(0.5); 7.404(0.6); 7.392(0.5); 5.752(1.9); 4.017(5.4); 3.383(5.2); 3.371(0.3); 3.316(5.0); 2.502(9.5); 1.300(16.0); 0.000(6.2)
I-A-77			¹ H-NMR(400.0 MHz. CD ₃ CN): δ = 8.467(1.2); 8.464(1.3); 8.455(1.3); 8.452(1.3); 8.400(1.7); 8.394(1.7); 7.651(0.7); 7.647(0.9); 7.645(0.8); 7.641(0.7); 7.630(1.0); 7.626(2.2); 7.621(3.2); 7.617(1.6); 7.515(5.3); 7.511(4.8); 7.355(1.0); 7.343(1.0); 7.334(0.9); 7.322(0.9); 6.424(1.2); 3.918(16.0); 3.391(16.0); 2.142(23.5); 2.113(1.1); 2.106(0.9); 2.100(0.7); 2.094(0.4); 1.963(2.1); 1.957(4.1); 1.951(26.4); 1.945(48.5); 1.939(66.8); 1.933(46.1); 1.926(23.8); 1.767(0.4); 0.146(1.2); 0.008(10.3); 0.000(243.1); -0.009(11.1); - 0.033(0.6); -0.150(1.2)

I-A-78	2.37	2.53	$^1\text{H-NMR}$ (400.0 MHz, $\text{d}_6\text{-DMSO}$): δ = 8.512 (2.5); 8.506 (2.5); 8.462 (1.8); 8.460 (1.9); 8.451 (1.9); 8.448 (1.9); 8.118 (1.8); 8.114 (2.9); 8.110 (1.8); 7.933 (6.3); 7.928 (6.0); 7.848 (1.3); 7.827 (1.4); 7.422 (1.4); 7.410 (1.4); 7.401 (1.3); 7.390 (1.2); 6.625 (0.8); 5.753 (1.7); 4.042 (16.0); 3.394 (15.4); 3.315 (45.2); 2.671 (0.6); 2.501 (97.2); 2.328 (0.7); 0.000 (22.3)
I-A-79	2.16	2.29	$^1\text{H-NMR}$ (400.0 MHz, $\text{d}_6\text{-DMSO}$): δ = 8.503 (2.9); 8.498 (2.9); 8.467 (2.3); 8.455 (2.3); 8.072 (3.7); 7.973 (0.8); 7.952 (5.1); 7.922 (0.6); 7.845 (1.5); 7.824 (1.7); 7.425 (1.5); 7.413 (1.6); 7.405 (1.5); 7.393 (1.4); 6.450 (1.5); 5.752 (3.7); 3.985 (16.0); 3.380 (15.6); 3.313 (43.1); 2.891 (0.7); 2.731 (0.7); 2.670 (0.9); 2.501 (137.8); 2.327 (0.9); 0.000 (30.9)
I-A-80	2.56	2.72	$^1\text{H-NMR}$ (400.0 MHz, $\text{d}_6\text{-DMSO}$): δ = 8.503 (2.8); 8.498 (2.8); 8.455 (2.2); 8.444 (2.2); 8.256 (1.5); 8.235 (1.8); 8.192 (3.3); 8.063 (2.7); 8.042 (2.2); 7.848 (1.5); 7.829 (1.6); 7.419 (1.5); 7.407 (1.6); 7.399 (1.4); 7.387 (1.3); 6.604 (0.9); 4.043 (16.0); 3.390 (15.6);

			3.314 (43.1); 2.501 (125.8); 0.000 (25.2)	2.671 (0.8); 2.328 (0.8);
I-A-81	1.53	1.58	¹ H-NMR (400.0 MHz, d ₆ -DMSO): δ = 8.506 (2.4); 8.463 (1.7); 8.451 (1.8); 7.861 (4.1); 7.839 (5.0); 7.828 (1.6); 7.822 (1.2); 7.417 (1.4); 7.396 (1.2); 7.178 (4.4); 6.486 (0.9); 4.002 (15.6); 3.820 (0.4); 3.330 (1.5); 2.687 (0.7); 2.506 (54.0); 2.497 (57.9); 2.086 (3.8); 0.000 (38.0)	8.500 (2.5); 8.460 (2.0); 8.448 (1.9); 7.852 (1.6); 7.832 (1.8); 7.825 (1.5); 7.428 (1.4); 7.408 (1.3); 7.185 (0.7); 7.155 (4.2); 5.754 (4.5); 3.862 (16.0); 3.379 (14.9); 3.319 (33.0); 2.674 (1.0); 2.502 (71.2); 2.328 (0.5); 0.008 (2.6);
I-A-82	1.53	1.62	¹ H-NMR (400.0 MHz, d ₆ -DMSO): δ = 8.506 (1.8); 8.460 (1.5); 8.314 (0.5); 8.014 (2.1); 8.004 (2.2); 7.992 (2.0); 7.898 (1.1); 7.851 (0.9); 7.845 (1.1); 7.831 (1.0); 7.824 (1.2); 7.530 (2.3); 7.486 (2.0); 7.414 (1.2);	8.501 (1.9); 8.448 (1.4); 8.027 (2.0); 8.009 (1.5); 7.996 (1.1); 7.901 (1.2); 7.882 (0.6); 7.847 (1.1); 7.841 (0.9); 7.827 (1.2); 7.821 (1.0); 7.508 (4.0); 7.426 (1.2); 7.406 (1.1);

			7.394(1.0); 6.536(0.7); 4.021(16.0); 3.384(15.2); 3.317(96.9); 2.675(1.0); 2.670(1.4); 2.666(1.1); 2.506(159.2); 2.501(207.5); 2.497(158.2); 2.333(1.0); 2.328(1.3); 2.324(1.0); 0.000(5.0)
I-A-83	1.12	1.23	¹ H-NMR(400.0 MHz. d ₆ -DMSO): δ = 8.464(2.9); 8.136(0.9); 8.132(1.6); 8.126(1.1); 8.123(1.1); 8.119(1.6); 8.114(1.0); 8.058(2.1); 8.053(1.0); 8.045(2.3); 8.040(1.5); 8.035(2.4); 8.027(1.1); 8.023(2.3); 7.543(2.3); 7.521(4.3); 7.503(0.8); 7.499(2.1); 7.421(0.4); 7.417(0.4); 7.401(4.9); 7.389(2.2); 7.368(0.4); 6.788(3.0); 4.099(0.9); 4.085(0.9); 4.072(0.3); 4.032(16.0); 3.348(15.6); 3.323(27.4); 3.176(3.4); 3.163(3.3); 2.507(23.5); 2.503(30.9); 2.498(23.6); 0.000(0.5)
I-A-84	1.22	1.27	¹ H-NMR(400.0 MHz. d ₆ -DMSO): δ = 8.497(2.2); 8.491(2.3); 8.478(1.6); 8.475(1.7); 8.466(1.6); 8.463(1.6); 7.842(0.9); 7.838(1.1); 7.832(0.9); 7.821(1.0); 7.818(1.2); 7.815(1.1); 7.812(0.9); 7.684(1.9); 7.679(1.0); 7.671(2.1); 7.667(1.5); 7.662(2.4); 7.654(1.1); 7.649(2.2);

			7.472 (0.3); 7.460 (0.9); 7.426 (2.0); 7.406 (1.2); 5.754 (2.0); 3.372 (15.2); 2.671 (0.4); 2.502 (63.2); 2.328 (0.4); 0.008 (0.5); 0.000 (7.4)	7.465 (2.3); 7.442 (4.4); 7.420 (2.6); 6.452 (1.1); 3.880 (16.0); 3.318 (34.3); 2.506 (49.2); 2.497 (47.1); 2.086 (0.5);
I-A-85	1.01	1.10	¹ H-NMR (400.0 MHz, d ₆ -DMSO): δ = 8.744 (1.4); 8.742 (1.2); 8.736 (1.0); 8.733 (1.6); 8.730 (1.1); 8.514 (1.9); 8.508 (2.0); 8.461 (1.4); 8.458 (1.6); 8.449 (1.5); 8.446 (1.6); 8.208 (0.4); 8.204 (0.5); 8.189 (1.4); 8.185 (1.4); 8.172 (3.3); 8.168 (3.7); 8.153 (0.5); 8.151 (0.5); 7.854 (0.8); 7.851 (1.0); 7.848 (1.0); 7.844 (0.9); 7.834 (1.0); 7.830 (1.1); 7.828 (1.1); 7.824 (0.9); 7.790 (0.9); 7.785 (0.9); 7.778 (0.9); 7.773 (1.6); 7.768 (0.9); 7.762 (0.9); 7.757 (0.8); 7.430 (1.2); 7.418 (1.2); 7.410 (1.1); 7.398 (1.0); 6.628 (0.5); 5.754 (2.5); 4.095 (16.0); 3.402 (15.1); 3.317 (19.4); 2.675 (0.3); 2.670 (0.5); 2.666 (0.4); 2.510 (26.1); 2.506 (51.0); 2.501 (68.0); 2.497 (51.7); 2.492 (26.7); 2.328 (0.4); 0.000 (0.4)	

I-A-86	0.59	0.80	$^1\text{H-NMR}$ (400.0 MHz, $\text{d}_6\text{-DMSO}$): δ = 8.591 (1.8); 8.581 (1.8); 8.501 (2.6); 8.495 (2.8); 8.474 (2.1); 8.462 (2.1); 8.171 (0.8); 8.155 (1.7); 8.152 (1.9); 8.136 (4.8); 8.035 (2.5); 8.016 (1.8); 7.839 (1.3); 7.835 (1.2); 7.819 (1.5); 7.815 (1.2); 7.584 (1.3); 7.573 (1.4); 7.566 (1.3); 7.554 (1.2); 7.439 (1.5); 7.427 (1.5); 7.419 (1.5); 7.407 (1.3); 6.433 (1.3); 3.857 (16.0); 3.370 (16.0); 3.320 (3.9); 2.671 (0.4); 2.501 (55.8); 2.329 (0.4)
I-A-87	1.04	1.20	$^1\text{H-NMR}$ (400.0 MHz, $\text{d}_6\text{-DMSO}$): δ = 8.494 (2.3); 8.487 (2.3); 8.480 (1.7); 8.476 (1.7); 8.468 (1.7); 8.464 (1.8); 8.138 (1.2); 7.836 (0.9); 7.832 (1.0); 7.831 (1.0); 7.827 (0.9); 7.816 (1.1); 7.812 (1.1); 7.810 (1.1); 7.806 (0.9); 7.605 (0.7); 7.601 (0.8); 7.597 (1.1); 7.584 (8.1); 7.578 (7.3); 7.568 (1.6); 7.557 (0.8); 7.435 (1.3); 7.423 (1.3); 7.415 (1.2); 7.403 (1.2); 7.395 (0.3); 6.466 (1.0); 5.754 (3.4); 4.021 (0.9); 4.012 (0.8); 3.832 (16.0); 3.382 (1.0); 3.367 (15.2); 3.343 (1.4); 3.320 (10.5); 2.510 (18.0); 2.506 (33.9); 2.502 (43.7); 2.497 (32.5);

			2.493 (16.2); 0.000 (2.1)
I-A-88	1.37	1.47	$^1\text{H-NMR}$ (400.0 MHz, d_6 -DMSO): δ = 8.507 (2.2); 8.500 (2.2); 8.460 (1.6); 8.457 (1.6); 8.448 (1.7); 8.445 (1.6); 7.927 (2.9); 7.908 (3.5); 7.847 (0.9); 7.843 (1.1); 7.838 (0.9); 7.827 (1.0); 7.822 (1.2); 7.817 (1.0); 7.809 (0.7); 7.790 (1.9); 7.772 (1.2); 7.691 (2.6); 7.671 (3.6); 7.652 (1.5); 7.420 (1.3); 7.408 (1.3); 7.400 (1.3); 7.388 (1.2); 6.544 (0.7); 5.754 (4.3); 4.012 (16.0); 3.382 (15.3); 3.320 (33.6); 2.506 (34.7); 2.501 (44.4); 2.497 (33.4); 0.000 (1.9); -0.001 (2.0)
I-A-89	1.20	1.38	$^1\text{H-NMR}$ (400.0 MHz, d_6 -DMSO): δ = 8.495 (2.5); 8.489 (2.7); 8.463 (1.8); 8.460 (2.0); 8.447 (2.7); 8.441 (2.9); 8.436 (2.3); 8.418 (1.5); 8.398 (1.5); 8.394 (1.3); 8.039 (1.5); 8.019 (1.9); 7.892 (1.7); 7.872 (2.8); 7.852 (1.3); 7.844 (1.0); 7.838 (1.3); 7.835 (1.1); 7.824 (1.1); 7.818 (1.4); 7.814 (1.1); 7.424 (1.4); 7.412 (1.4); 7.404 (1.4); 7.392 (1.4); 6.462 (1.2); 5.754 (8.3); 3.957 (16.0); 3.376 (15.3); 3.349 (0.6); 3.319 (46.3); 2.671 (0.4); 2.666 (0.3); 2.506 (48.2); 2.502 (63.4); 2.497 (51.2);

			2.328 (0.4); 0.000 (13.5)
I-A-90	1.58	1.68	¹ H-NMR (400.0 MHz, d ₆ -DMSO): δ = 8.610 (1.4); 8.606 (1.5); 8.604 (1.5); 8.589 (1.4); 8.586 (1.6); 8.584 (1.7); 8.550 (2.9); 8.502 (2.3); 8.497 (2.4); 8.449 (1.9); 8.438 (1.9); 8.377 (1.7); 8.357 (1.8); 7.988 (1.6); 7.968 (2.8); 7.948 (1.3); 7.848 (1.3); 7.845 (1.4); 7.827 (1.4); 7.825 (1.5); 7.418 (1.4); 7.406 (1.4); 7.397 (1.4); 7.385 (1.2); 6.610 (0.8); 5.754 (10.9); 4.049 (16.0); 3.387 (15.5); 3.330 (29.8); 2.670 (0.5); 2.501 (69.6); 2.328 (0.5); 0.000 (11.9)
I-A-91	0.76	0.96	¹ H-NMR (400.0 MHz, d ₆ -DMSO): δ = 8.539 (2.4); 8.533 (2.4); 8.480 (1.7); 8.477 (1.8); 8.469 (1.8); 8.465 (1.7); 8.142 (0.4); 8.053 (1.8); 8.033 (2.0); 7.902 (0.9); 7.898 (1.1); 7.892 (0.9); 7.882 (1.1); 7.877 (1.2); 7.872 (1.0); 7.756 (0.9); 7.754 (0.9); 7.735 (1.8); 7.718 (1.0); 7.715 (1.0); 7.607 (1.0); 7.590 (1.9); 7.588 (1.9); 7.572 (1.0); 7.569 (1.0); 7.458 (1.5); 7.447 (3.1); 7.437 (1.5); 7.428 (2.0); 6.362 (1.2); 5.754 (5.1); 3.978 (16.0); 3.384 (15.4); 3.321 (46.6); 2.743 (4.1); 2.675 (0.4);

			2.670 (0.5); 2.501 (71.4); 2.439 (4.0); 2.328 (0.5); 0.000 (7.4)	2.506 (54.4); 2.497 (54.1); 2.333 (0.3); 2.324 (0.3);
I-A-92	1.12	1.29	¹ H-NMR (400.0 MHz, d ₆ -DMSO): δ = 8.522 (2.3); 8.453 (1.8); 8.134 (1.2); 8.014 (2.1); 7.819 (2.1); 7.783 (1.3); 7.691 (1.9); 7.455 (2.1); 7.416 (1.4); 7.396 (1.3); 6.548 (0.7); 3.986 (15.8); 3.321 (37.3); 2.670 (0.5); 2.506 (45.7); 2.498 (45.4); 0.000 (4.4)	8.516 (2.3); 8.443 (1.8); 8.034 (1.8); 7.839 (1.3); 7.802 (2.0); 7.710 (1.3); 7.673 (0.8); 7.436 (1.9); 7.404 (1.4); 7.384 (1.3); 5.754 (6.4); 3.395 (15.4); 2.958 (16.0); 2.646 (14.9); 2.502 (58.2); 2.329 (0.4);
I-A-93	1.12	1.28	¹ H-NMR (400.0 MHz, d ₆ -DMSO): δ = 8.497 (0.6); 8.134 (0.8); 7.855 (0.9); 7.634 (0.4); 7.554 (0.4); 7.524 (3.6); 7.447 (0.7); 7.427 (0.6); 7.120 (3.3); 4.432 (0.3); 4.002 (3.7); 3.961 (3.3); 3.852 (15.2); 3.749 (1.3);	8.313 (1.0); 8.016 (0.5); 7.834 (1.0); 7.629 (0.4); 7.546 (3.2); 7.459 (0.6); 7.438 (0.7); 7.142 (3.6); 6.447 (1.0); 4.349 (0.5); 3.972 (3.3); 3.863 (3.1); 3.820 (16.0); 3.742 (1.2);

			3.671 (0.8); 3.605 (0.5); 3.510 (0.4); 3.370 (12.8); 2.675 (1.3); 2.666 (1.3); 2.506 (220.1); 2.497 (224.0); 2.400 (0.4); 2.370 (0.4); 2.328 (2.0); 0.008 (0.6); 0.008 (0.6)	3.637 (0.6); 3.544 (0.4); 3.381 (1.0); 2.789 (3.7); 2.671 (1.8); 2.510 (112.8); 2.501 (293.3); 2.437 (0.6); 2.385 (0.3); 2.333 (1.5); 2.324 (1.6); 0.000 (14.9); -
I-A-94	1.18	1.39	$^1\text{H-NMR}$ (400.0 MHz, CD ₃ CN): δ = 8.484 (1.3); 8.473 (1.4); 8.430 (1.9); 8.287 (1.9); 7.705 (0.7); 7.699 (0.8); 7.685 (0.8); 7.679 (1.0); 7.473 (0.7); 7.451 (1.2); 7.430 (0.7); 7.396 (1.1); 7.376 (1.0); 6.957 (1.2); 6.935 (1.1); 6.487 (2.5); 3.779 (16.0); 2.763 (0.7); 2.165 (8.4); 1.952 (3.2); 1.940 (7.9); 1.927 (2.8); 0.000 (17.4); -0.009 (0.7)	8.481 (1.4); 8.469 (1.4); 8.424 (2.0); 8.280 (2.0); 7.702 (0.9); 7.696 (0.7); 7.681 (1.0); 7.675 (0.8); 7.465 (0.6); 7.444 (1.2); 7.422 (0.7); 7.384 (1.1); 7.364 (0.9); 6.947 (1.2); 6.925 (1.1); 5.447 (5.3); 3.423 (15.8); 2.751 (0.7); 1.958 (0.5); 1.946 (5.8); 1.934 (5.4); 0.008 (0.7);
I-A-95	1.41	1.39	$^1\text{H-NMR}$ (400.0 MHz, d ₆ -DMSO): δ =	

			8.449 (2.9); 8.134 (1.7); 8.124 (1.1); 8.116 (1.0); 7.984 (1.2); 7.941 (1.2); 7.854 (1.4); 7.815 (0.8); 7.415 (0.4); 7.383 (2.0); 6.740 (3.7); 3.962 (16.0); 3.340 (15.9); 2.671 (0.4); 2.502 (64.8); 2.328 (0.4); 0.000 (16.2); -0.008 (0.6)	8.138 (0.9); 8.129 (1.1); 8.120 (1.7); 8.020 (2.5); 7.965 (1.6); 7.921 (1.8); 7.834 (1.9); 7.419 (0.5); 7.398 (4.7); 7.362 (0.5); 5.755 (8.3); 3.375 (0.4); 3.320 (34.9); 2.506 (49.1); 2.497 (49.9); 0.008 (0.8);
I-A-96	1.74	1.80	¹ H-NMR (400.0 MHz, d ₆ -DMSO): δ = 8.502 (2.4); 8.468 (1.7); 8.456 (1.8); 7.971 (3.7); 7.915 (1.1); 7.841 (2.1); 7.814 (1.2); 7.539 (0.4); 7.410 (2.1); 7.390 (1.3); 6.457 (1.0); 3.953 (16.0); 3.375 (15.4); 3.349 (0.6); 2.675 (0.7); 2.666 (0.7); 2.501 (134.3); 2.333 (0.6); 0.008 (1.5); 0.008 (1.3)	8.496 (2.4); 8.465 (1.9); 8.453 (1.9); 7.955 (1.6); 7.895 (1.8); 7.823 (2.6); 7.803 (0.6); 7.422 (1.4); 7.402 (1.3); 6.807 (0.8); 5.754 (1.7); 3.774 (2.5); 3.364 (2.8); 3.318 (96.5); 2.671 (0.9); 2.506 (102.8); 2.497 (102.4); 2.328 (0.9); 0.000 (31.3); -

I-A-97	0.45	0.48	$^1\text{H-NMR}$ (400.0 MHz, $\text{d}_6\text{-DMSO}$): δ = 8.661 (6.4); 8.649 (6.5); 8.423 (2.7); 8.163 (0.9); 8.159 (1.1); 8.156 (1.1); 8.153 (1.6); 8.146 (1.3); 8.141 (1.0); 7.436 (2.6); 7.427 (4.1); 7.424 (3.8); 7.340 (1.7); 7.328 (3.2); 7.316 (1.7); 6.802 (4.7); 3.740 (16.0); 3.380 (15.7); 3.320 (12.1); 2.506 (21.1); 2.502 (28.0); 2.498 (21.3); 1.236 (0.5); 0.008 (0.9); 0.000 (26.2)
I-A-98	1.04	1.22	$^1\text{H-NMR}$ (400.0 MHz, CD_3CN): δ = 8.518 (4.6); 8.506 (4.7); 8.499 (1.4); 8.495 (1.4); 8.487 (1.3); 8.483 (1.4); 8.402 (1.7); 8.396 (1.9); 7.697 (0.6); 7.693 (0.8); 7.691 (0.8); 7.687 (0.7); 7.677 (0.8); 7.673 (1.0); 7.671 (0.9); 7.667 (0.8); 7.409 (1.0); 7.397 (1.0); 7.388 (0.9); 7.376 (0.9); 7.177 (1.3); 7.165 (2.5); 7.152 (1.2); 6.433 (1.8); 3.950 (1.1); 3.932 (3.4); 3.914 (3.5); 3.896 (1.3); 3.883 (0.4); 3.874 (0.4); 3.868 (0.5); 3.860 (0.5); 3.853 (0.4); 3.844 (0.4); 3.771 (15.0); 2.527 (0.7); 2.164 (4.4); 1.958 (0.7); 1.952 (3.9); 1.946 (7.1); 1.940 (9.5); 1.934 (6.7); 1.928 (3.5); 1.197 (3.7); 1.179 (7.4); 1.161 (3.6);

			1.099 (16.0); 0.000 (4.6)	1.084 (15.7);
I-A-99	0.66	0.87	¹ H-NMR (400.0 MHz, CD ₃ CN): δ = 8.553 (1.9); 8.543 (6.2); 8.531 (5.7); 7.924 (0.9); 7.904 (1.1); 7.575 (0.9); 7.563 (1.0); 7.555 (1.0); 7.542 (0.9); 7.209 (1.3); 7.197 (2.5); 7.185 (1.2); 6.700 (2.3); 4.099 (0.5); 4.073 (1.2); 4.040 (0.8); 3.986 (0.8); 3.951 (0.7); 3.907 (0.6); 3.878 (0.6); 3.853 (0.5); 3.810 (15.8); 3.760 (0.4); 3.654 (1.0); 3.467 (16.0); 3.453 (0.8); 3.409 (1.0); 3.337 (0.5); 3.277 (6.0); 1.964 (0.6); 1.958 (1.5); 1.952 (8.2); 1.946 (15.0); 1.940 (20.2); 1.934 (14.1); 1.928 (7.4); 0.000 (7.2)	
I-A-100	1.58		¹ H-NMR (400.0 MHz, CD ₃ CN): δ = 9.012 (1.2); 8.999 (1.3); 8.913 (1.2); 8.908 (1.2); 8.677 (0.9); 8.663 (1.0); 8.540 (0.6); 8.537 (0.6); 8.516 (0.7); 8.078 (0.7); 8.063 (0.7); 8.057 (0.7); 8.043 (0.8); 7.953 (2.1); 7.724 (1.5); 7.711 (1.5); 7.549 (0.9); 3.995 (9.5); 3.554 (9.5); 2.970 (0.3); 2.919 (16.0); 2.834 (0.6); 2.799 (15.7); 2.769 (0.8); 2.745 (0.9); 2.623 (1.5); 2.607 (3.8); 2.593 (6.2); 2.578 (3.9); 2.545 (1.7);	

			2.500 (1.6); 2.276 (0.5); 2.120 (0.3); 2.108 (0.5); 1.965 (1.2); 1.953 (16.1); 1.940 (40.5); 1.928 (14.8); 1.285 (0.4); 0.008 (2.3); 0.008 (3.0)	2.485 (1.5); 2.201 (0.4); 2.114 (0.4); 2.101 (0.4); 1.958 (2.8); 1.947 (29.7); 1.934 (28.2); 1.769 (0.3); 1.272 (1.0); 0.000 (63.5); -
I-A-101	1.00		¹ H-NMR (400.0 MHz, CD ₃ CN): δ = 8.471 (1.0); 8.428 (1.4); 8.342 (1.1); 8.032 (0.8); 7.716 (0.9); 7.709 (0.7); 7.695 (1.0); 7.689 (0.8); 7.385 (0.9); 7.365 (0.8); 7.027 (1.6); 3.780 (16.0); 2.380 (12.8); 2.119 (0.5); 2.107 (0.5); 1.963 (1.9); 1.952 (24.5); 1.939 (59.8); 1.927 (20.7); 0.146 (0.7); 0.000 (147.6); 0.150 (0.7)	δ = 8.461 (1.1); 8.423 (1.4); 8.329 (1.2); 7.719 (0.7); 7.713 (0.8); 7.699 (0.9); 7.693 (0.9); 7.398 (0.9); 7.377 (0.9); 7.040 (1.7); 6.458 (1.3); 3.428 (16.0); 2.153 (65.7); 2.113 (0.5); 2.100 (0.4); 1.957 (4.5); 1.945 (44.5); 1.933 (40.8); 1.768 (0.3); 0.008 (6.5); -0.009 (6.1); -
I-A-102	1.61	1.79	¹ H-NMR (400.0 MHz, CD ₃ CN): δ = 8.474 (0.7); 8.462 (0.7); 8.406 (1.0);	δ = 8.471 (0.7); 8.459 (0.8); 8.400 (1.0);

			7.726(0.4); 7.720(0.5); 7.706(0.4); 7.700(0.5); 7.390(0.6); 7.369(0.5); 6.428(1.2); 5.447(3.7); 3.737(16.0); 2.158(11.4); 1.952(3.0); 1.940(7.3); 1.927(2.6); 0.000(14.9); -0.008(0.6)	7.722(0.5); 7.716(0.4); 7.702(0.5); 7.696(0.4); 7.378(0.6); 7.357(0.5); 5.849(2.9); 3.845(8.1); 3.411(8.1); 1.958(0.5); 1.946(5.4); 1.934(5.0); 0.008(0.6);
I-A-103	1.23		¹ H-NMR(400.0 MHz. CD3CN): δ = 8.474(1.1); 8.428(1.3); 7.717(0.8); 7.708(0.7); 7.693(1.0); 7.687(0.8); 7.387(1.0); 7.366(0.8); 4.089(0.5); 3.774(15.5); 3.427(16.0); 2.340(12.4); 2.159(12.3); 2.107(0.4); 1.964(2.2); 1.946(50.3); 1.934(46.1); 1.769(0.4); 0.008(6.8); 0.008(6.8); -0.150(0.8)	δ = 8.463(1.1); 8.174(1.9); 7.714(0.9); 7.697(0.9); 7.691(1.0); 7.398(1.0); 7.378(0.9); 6.449(1.0); 3.915(0.4); 3.451(0.5); 2.467(0.4); 2.179(265.0); 2.113(0.4); 2.101(0.3); 1.952(27.8); 1.940(67.5); 1.928(23.7); 0.146(0.7); 0.000(150.8); -
I-A-104	0.97		¹ H-NMR(400.0 MHz. CD3CN): δ = 8.501(0.3); 8.462(0.4);	δ = 8.474(0.4); 8.449(0.4);

			8.408 (0.5); 7.703 (0.9); 7.407 (0.4); 3.806 (0.4); 3.427 (16.0); 2.216 (7.9); 1.972 (0.7); 1.958 (2.3); 1.946 (24.2); 1.933 (22.3); 1.204 (0.3); 1.085 (5.3); 0.000 (56.9); -0.009 (2.0)	8.403 (0.5); 7.683 (1.1); 3.864 (0.4); 3.763 (12.8); 3.382 (0.7); 2.162 (45.1); 1.964 (1.0); 1.952 (13.3); 1.940 (32.8); 1.927 (11.3); 1.100 (5.4); 0.008 (2.1);
I-A-105	1.64	1.73	¹ H-NMR (400.0 MHz, d ₆ -DMSO): δ = 9.087 (6.0); 8.529 (2.0); 8.500 (1.6); 8.488 (1.7); 7.865 (0.8); 7.858 (0.9); 7.844 (0.9); 7.838 (1.0); 7.488 (1.1); 7.468 (1.0); 6.522 (1.2); 3.770 (16.0); 3.321 (12.8); 2.511 (8.3); 2.502 (23.5); 2.493 (8.1); 0.000 (36.7); -0.009 (1.2)	9.085 (6.0); 8.523 (2.1); 8.497 (1.7); 8.485 (1.7); 7.861 (0.9); 7.855 (0.8); 7.841 (1.0); 7.834 (0.9); 7.476 (1.1); 7.456 (1.0); 5.754 (9.2); 3.417 (15.1); 2.520 (0.5); 2.507 (17.5); 2.498 (16.9); 0.008 (1.2);
I-A-106	1.20		¹ H-NMR (601.6 MHz, d ₆ -DMSO): δ = 8.512 (1.5); 8.490 (1.2); 8.337 (3.1); 7.881 (0.8); 7.877 (0.9); 7.868 (0.9);	8.508 (1.6); 8.483 (1.2); 8.328 (3.1); 7.879 (1.0); 7.875 (0.8); 7.865 (1.1);

			7.864 (1.0); 7.466 (1.0); 7.453 (1.0); 6.726 (3.3); 6.467 (1.1); 3.791 (15.7); 3.401 (14.9); 3.328 (672.2); 3.282 (0.5); 3.165 (1.0); 2.614 (0.8); 2.523 (1.4); 2.517 (2.0); 2.505 (93.3); 2.499 (96.7); 2.389 (0.6); 2.383 (0.6); 0.000 (0.9)	7.861 (0.9); 7.458 (1.0); 7.445 (0.9); 6.716 (3.3); 3.900 (2.4); 3.697 (16.0); 3.358 (1.0); 3.304 (2.7); 3.174 (1.0); 2.617 (0.6); 2.611 (0.5); 2.520 (1.8); 2.508 (46.4); 2.502 (127.2); 2.496 (49.0); 2.386 (0.8); 1.909 (0.5);
I-A-107	1.04	1.20	¹ H-NMR (400.0 MHz. CD3CN): δ = 8.490 (4.7); 7.710 (0.5); 7.704 (0.6); 7.689 (0.6); 7.683 (0.7); 7.406 (0.4); 7.386 (0.5); 6.491 (0.6); 3.776 (15.9); 1.958 (0.5); 1.946 (7.1); 1.933 (6.7); 1.538 (0.4); 0.000 (25.5); -0.009 (0.9)	8.436 (0.4); 7.706 (0.7); 7.700 (0.5); 7.686 (0.7); 7.680 (0.6); 7.394 (0.5); 7.374 (0.4); 5.446 (3.5); 3.430 (16.0); 1.952 (3.8); 1.939 (9.8); 1.927 (3.4); 0.008 (0.8);
I-A-108	1.28	1.43	¹ H-NMR (400.0 MHz. CD3CN): δ = 8.481 (1.1); 8.469 (1.1); 8.434 (1.5); 7.716 (0.7);	8.477 (1.1); 8.466 (1.1); 8.428 (1.5); 7.712 (0.8);

			7.709 (0.8); 7.695 (0.8); 7.689 (0.9); 7.509 (1.1); 7.470 (1.2); 7.394 (0.9); 7.382 (0.9); 7.374 (0.8); 7.362 (0.8); 6.986 (1.4); 6.544 (1.4); 5.446 (0.4); 3.426 (15.9); 2.152 (13.0); 1.957 (1.0); 1.945 (13.4); 1.933 (12.7); 1.270 (0.4); 0.000 (40.6); -0.009 (1.7)	7.706 (0.7); 7.692 (0.9); 7.685 (0.8); 7.490 (2.1); 7.396 (0.9); 7.384 (1.0); 7.375 (0.9); 7.363 (0.8); 7.005 (1.6); 6.564 (1.5); 6.486 (2.1); 3.788 (16.0); 2.401 (10.8); 1.964 (0.5); 1.952 (7.1); 1.939 (18.5); 1.927 (6.5); 0.008 (1.3);
I-A-109			¹ H-NMR (400.0 MHz, CD ₃ CN): δ = 8.483 (0.7); 8.429 (0.8); 7.705 (0.6); 7.698 (0.7); 7.684 (0.7); 7.678 (0.8); 7.463 (0.6); 7.443 (0.7); 7.397 (0.7); 7.376 (0.7); 6.767 (0.7); 6.482 (0.5); 3.767 (15.6); 2.249 (7.3); 1.958 (0.6); 1.945 (8.5); 1.933 (8.0); 0.008 (1.1);	8.473 (0.7); 8.202 (0.6); 7.701 (0.7); 7.694 (0.6); 7.681 (0.8); 7.674 (0.7); 7.459 (0.6); 7.439 (0.6); 7.385 (0.7); 7.364 (0.6); 6.747 (0.7); 5.447 (1.3); 3.421 (16.0); 2.158 (11.1); 1.952 (4.5); 1.939 (11.8); 1.927 (4.1); 0.000 (33.1); -

			0.009(1.1)
I-A-110	1.77	1.93	$^1\text{H-NMR}$ (400.0 MHz, CD_3CN): δ = 8.475(1.1); 8.472(1.2); 8.463(1.2); 8.460(1.4); 8.442(1.1); 8.423(1.6); 8.417(1.6); 8.034(1.1); 8.015(1.1); 7.718(0.7); 7.714(0.8); 7.711(0.8); 7.708(0.7); 7.697(0.8); 7.693(1.0); 7.691(1.0); 7.687(0.8); 7.402(1.0); 7.390(1.1); 7.381(1.0); 7.369(0.9); 7.327(0.8); 7.315(0.8); 7.307(0.8); 7.295(0.7); 6.490(1.8); 5.447(3.1); 3.763(0.6); 3.756(0.6); 3.734(16.0); 3.429(15.9); 3.388(1.1); 2.190(31.2); 1.958(0.5); 1.952(3.9); 1.946(7.3); 1.940(10.1); 1.934(6.8); 1.928(3.5); 0.007(0.6); 0.000(17.0); -0.009(0.6)
I-A-111	1.73	1.78	$^1\text{H-NMR}$ (400.0 MHz, d_6 -DMSO): δ = 8.609(14.5); 8.597(14.9); 8.564(0.6); 8.552(0.6); 8.447(3.8); 8.442(4.5); 8.436(4.2); 8.432(4.3); 8.314(0.5); 8.082(0.6); 7.914(5.5); 7.866(0.3); 7.420(1.4); 7.414(1.1); 7.404(3.8); 7.399(6.5); 7.394(7.9); 7.382(4.8); 7.363(4.0); 7.346(8.0); 7.328(7.5); 7.313(6.9); 7.301(8.8); 7.293(4.8); 7.290(5.3); 7.276(1.3); 7.219(0.4); 7.201(0.6);

			7.184 (0.5); 7.140 (7.1); 6.637 (3.6); 5.597 (0.5); 3.392 (0.8); 3.357 (0.5); 3.287 (36.5); 3.212 (0.4); 2.506 (140.0); 2.498 (152.0); 1.355 (0.4); 1.091 (1.5); 0.146 (0.8); 0.150 (0.8)	7.158 (8.1); 7.078 (0.3); 5.685 (0.5); 5.485 (16.0); 3.375 (0.8); 3.319 (142.2); 3.266 (0.7); 2.671 (1.1); 2.502 (186.0); 2.329 (1.1); 1.109 (0.7); 1.074 (0.7); 0.000 (164.9); -
I-A-112	0.56	0.85	¹ H-NMR (400.0 MHz, d ₆ -DMSO): δ = 8.740 (5.4); 8.485 (3.5); 8.472 (1.7); 7.842 (0.8); 7.835 (0.9); 7.821 (0.9); 7.815 (1.1); 7.458 (1.2); 7.438 (1.1); 7.410 (1.4); 7.385 (1.3); 4.469 (9.4); 4.085 (0.6); 3.357 (15.2); 3.176 (2.7); 2.525 (0.4); 2.507 (21.6); 2.498 (21.8); 0.008 (0.5); 0.008 (0.7)	8.728 (5.6); 8.480 (3.7); 8.469 (1.7); 7.838 (0.9); 7.831 (0.9); 7.817 (1.1); 7.811 (0.9); 7.446 (1.2); 7.425 (1.1); 7.398 (2.6); 6.224 (3.6); 4.098 (0.6); 3.642 (16.0); 3.321 (16.5); 3.163 (2.7); 2.511 (10.4); 2.502 (29.1); 2.493 (11.3); 0.000 (16.5); -
I-A-113	0.66	0.93	¹ H-NMR (400.0 MHz, d ₆ -DMSO): δ = 8.919 (0.4); 8.551 (2.4);	8.693 (0.3); 8.547 (2.3);

			8.526 (3.7); 8.510 (2.5); 8.490 (4.6); 7.823 (1.3); 7.802 (1.5); 7.447 (1.5); 7.427 (1.3); 5.953 (0.9); 4.102 (0.5); 3.603 (16.0); 3.327 (21.3); 3.163 (2.4); 2.771 (0.9); 0.008 (0.7); 0.000 (13.8)	8.516 (3.3); 8.496 (2.9); 8.478 (2.0); 7.805 (1.3); 7.459 (1.5); 7.439 (1.4); 6.249 (4.0); 4.413 (9.6); 4.089 (0.5); 3.355 (15.6); 3.175 (2.5); 2.784 (0.9); 2.505 (33.7);
I-A-114	0.20	0.85	¹ H-NMR (400.0 MHz, d ₆ -DMSO): δ = 8.497 (3.9); 8.485 (2.0); 7.815 (0.8); 7.805 (0.9); 7.791 (1.1); 7.785 (1.0); 7.470 (1.3); 7.450 (1.2); 6.567 (3.2); 4.279 (8.4); 4.085 (0.9); 3.540 (15.9); 3.342 (0.6); 3.303 (0.6); 3.163 (4.2); 2.502 (34.4); 0.008 (0.6); 0.008 (0.7)	8.492 (3.3); 8.482 (1.8); 7.809 (1.0); 7.795 (1.0); 7.789 (1.2); 7.551 (3.3); 7.458 (1.3); 7.438 (1.1); 6.285 (3.8); 4.098 (0.9); 3.560 (16.0); 3.360 (15.8); 3.321 (9.3); 3.175 (4.2); 2.506 (26.0); 2.497 (25.8); 0.000 (16.9); -
I-A-115	0.76	1.12	¹ H-NMR (400.0 MHz, d ₆ -DMSO): δ = 8.496 (2.7); 8.481 (1.8); 7.854 (0.9); 7.847 (1.0);	8.490 (3.8); 8.478 (1.6); 7.850 (1.1); 7.843 (0.9);

			7.833(1.0); 7.827(1.1); 7.557(2.6); 7.468(1.3); 7.448(1.2); 6.278(3.8); 5.934(2.7); 4.101(0.5); 3.763(16.0); 3.364(15.1); 3.176(2.2); 2.524(0.5); 2.502(26.4); 0.008(0.4); 0.009(0.4)	7.829(1.2); 7.823(0.9); 7.552(2.5); 7.456(1.3); 7.436(1.2); 5.939(2.8); 4.174(8.9); 4.088(0.5); 3.599(15.8); 3.322(13.8); 3.162(2.1); 2.506(20.9); 2.498(18.9); 0.000(11.8); -
I-A-116	0.16	1.11	¹ H-NMR(400.0 MHz. d ₆ -DMSO): δ = 8.500(1.6); 8.488(1.8); 8.472(2.6); 8.460(2.9); 8.439(0.5); 7.843(0.8); 7.833(0.9); 7.817(1.2); 7.467(1.3); 7.447(1.3); 7.237(0.4); 7.194(3.6); 6.269(3.8); 3.681(0.4); 3.580(16.0); 3.353(15.5); 2.506(38.1); 2.498(38.7); 1.236(0.4); 0.000(25.1)	8.497(1.8); 8.485(1.8); 8.464(4.8); 8.448(4.3); 8.435(0.5); 7.837(1.1); 7.823(1.0); 7.813(1.0); 7.455(1.3); 7.435(1.2); 7.222(0.4); 7.179(3.6); 4.246(8.1); 3.600(0.4); 3.385(0.5); 3.321(33.9); 2.502(50.4); 2.329(0.3); 0.007(1.0);
I-A-117	0.63	1.16	¹ H-NMR(400.0 MHz. d ₆ -DMSO): δ = 8.495(1.8);	8.492(2.7);

			8.484 (2.7); 8.472 (3.1); 7.843 (1.0); 7.836 (0.9); 7.822 (1.1); 7.816 (0.9); 7.723 (0.8); 7.704 (1.6); 7.685 (0.9); 7.467 (1.3); 7.447 (1.2); 7.282 (1.1); 7.266 (1.1); 7.231 (1.9); 6.257 (3.8); 4.345 (9.1); 3.644 (1.8); 3.580 (16.0); 3.356 (15.4); 2.708 (0.8); 2.671 (0.5); 2.506 (62.1); 2.497 (61.2); 2.328 (0.5); 1.236 (0.8); 0.000 (34.7); -0.008 (1.6)	8.477 (4.1); 7.846 (0.8); 7.840 (1.0); 7.826 (0.9); 7.820 (1.1); 7.728 (0.8); 7.708 (1.6); 7.689 (0.9); 7.561 (0.6); 7.456 (1.3); 7.435 (1.1); 7.270 (1.2); 7.251 (1.0); 7.211 (1.7); 4.416 (1.1); 4.249 (0.3); 3.638 (0.7); 3.383 (0.6); 3.319 (53.6); 2.697 (0.8); 2.666 (0.4); 2.502 (81.5); 2.333 (0.4); 2.324 (0.4); 0.008 (1.3);
I-A-118	0.89	¹ H-NMR (400.0 MHz, d ₆ -DMSO): δ = 8.495 (2.2); 8.480 (1.6); 7.839 (0.8); 7.832 (1.0); 7.818 (0.9); 7.812 (1.1); 7.464 (1.1); 7.444 (1.0); 7.074 (2.9); 6.787 (2.9); 6.283 (3.5);	8.489 (3.7); 8.476 (1.7); 7.835 (0.9); 7.829 (0.9); 7.815 (1.0); 7.808 (0.9); 7.452 (1.1); 7.432 (1.0); 7.072 (3.2); 6.784 (3.1); 4.307 (9.3);	

			3.574 (15.6); 3.480 (16.0); 3.362 (14.8); 3.315 (3.7); 3.173 (1.1); 3.163 (1.1); 2.524 (0.7); 2.511 (15.9); 2.506 (33.8); 2.502 (46.0); 2.497 (34.9); 2.493 (18.1); 0.008 (0.7); 0.000 (22.2); - 0.008 (1.0)
I-A-119	0.39	1.15	¹ H-NMR (400.0 MHz, d ₆ -DMSO): δ = 8.500 (1.5); 8.496 (1.8); 8.491 (2.5); 8.485 (3.8); 8.444 (1.3); 8.440 (1.4); 8.432 (1.4); 8.428 (1.5); 8.413 (1.9); 8.408 (2.0); 7.831 (0.8); 7.827 (1.0); 7.825 (0.9); 7.821 (0.8); 7.811 (0.9); 7.807 (1.0); 7.804 (1.0); 7.801 (0.9); 7.596 (0.7); 7.592 (1.1); 7.587 (0.7); 7.577 (0.8); 7.572 (1.2); 7.567 (0.8); 7.470 (1.2); 7.457 (1.2); 7.450 (1.1); 7.437 (1.1); 7.314 (1.1); 7.303 (1.1); 7.295 (1.0); 7.283 (0.9); 6.281 (3.7); 4.269 (7.6); 3.553 (16.0); 3.355 (15.2); 3.317 (44.0); 2.677 (0.5); 2.672 (0.6); 2.668 (0.5); 2.525 (1.8); 2.512 (38.7); 2.508 (79.5); 2.503 (106.6); 2.499 (79.6); 2.334 (0.5); 2.330 (0.7); 2.325 (0.5); 0.008 (0.7); 0.000 (22.6); - 0.008 (1.0)
I-A-120	1.34	1.55	¹ H-NMR (400.0 MHz, d ₆ -DMSO): δ = 8.491 (1.9); 8.479 (1.9); 8.468 (2.6); 8.461 (2.7);

			8.132 (0.7); 7.826 (1.1); 7.805 (1.1); 7.571 (2.9); 7.467 (1.4); 7.446 (1.4); 6.361 (1.5); 6.349 (1.8); 6.060 (2.3); 5.751 (2.0); 3.570 (16.0); 3.310 (7.8); 2.497 (21.9);	7.830 (1.2); 7.809 (1.4); 7.574 (2.7); 7.569 (2.9); 7.455 (1.4); 7.435 (1.3); 6.354 (2.1); 6.297 (4.1); 6.052 (2.3); 4.269 (9.4); 3.360 (15.6); 2.501 (26.9); -0.001 (1.7)	
I-A-121	2.51	2.62	¹ H-NMR (400.0 MHz, d ₆ -DMSO): δ = 8.496 (1.6); 8.484 (3.9); 8.136 (0.8); 7.838 (1.0); 7.832 (0.9); 7.818 (1.1); 7.812 (0.9); 7.548 (2.7); 7.516 (2.9); 7.448 (1.2); 7.428 (1.1); 7.173 (1.5); 7.152 (1.3); 5.751 (2.6); 3.600 (16.0); 3.310 (8.4); 2.506 (30.2); 2.497 (29.9);		8.492 (1.7); 8.480 (3.3); 7.842 (0.8); 7.836 (1.0); 7.822 (0.9); 7.816 (1.1); 7.553 (2.6); 7.536 (2.7); 7.460 (1.2); 7.440 (1.2); 7.178 (1.5); 7.157 (1.3); 6.280 (3.8); 4.258 (7.7); 3.358 (15.4); 2.524 (0.6); 2.501 (39.9); 0.000 (3.0)
I-A-122	1.37	1.58	¹ H-NMR (400.0 MHz, CD ₃ CN): δ = 8.481 (1.7); 8.469 (1.8); 8.388 (2.6); 8.166 (2.3); 7.651 (1.1);		8.472 (1.9); 8.394 (2.3); 8.172 (2.0); 7.654 (1.2); 7.640 (1.1);

			7.634 (1.4); 7.577 (1.2); 7.556 (1.4); 7.394 (1.3); 7.374 (1.4); 7.310 (2.3); 6.268 (3.7); 3.701 (0.4); 3.370 (16.0); 2.163 (40.1); 2.106 (0.4); 1.951 (13.0); 1.939 (32.0); 1.927 (16.2); 0.000 (24.1); -0.008 (5.9)	7.630 (1.2); 7.570 (1.4); 7.550 (1.5); 7.382 (1.5); 7.362 (1.2); 7.290 (2.0); 4.186 (8.5); 3.584 (15.6); 2.501 (1.2); 2.113 (0.5); 2.100 (0.4); 1.945 (23.4); 1.933 (25.9); 1.270 (0.4);
I-A-123	1.69	1.92	¹ H-NMR (400.0 MHz, CD ₃ CN): δ = 8.487 (1.3); 8.475 (1.3); 8.391 (1.7); 7.675 (0.7); 7.668 (0.8); 7.654 (0.9); 7.648 (0.9); 7.395 (1.0); 7.383 (1.0); 7.375 (0.9); 7.363 (0.9); 7.331 (0.6); 7.314 (0.4); 7.306 (0.4); 7.289 (0.7); 6.956 (1.6); 6.927 (0.3); 6.264 (3.2); 4.156 (5.1); 3.376 (16.0); 1.958 (0.5); 1.946 (6.5);	8.484 (1.3); 8.472 (1.3); 8.386 (1.7); 7.671 (0.8); 7.664 (0.7); 7.650 (1.0); 7.644 (0.8); 7.393 (1.0); 7.381 (1.0); 7.373 (0.9); 7.361 (0.8); 7.327 (0.6); 7.310 (1.2); 7.293 (0.6); 7.272 (0.3); 6.936 (2.6); 6.916 (1.5); 5.447 (2.6); 3.628 (15.2); 2.178 (21.3); 1.952 (3.5); 1.940 (8.9);

			1.934 (6.1); 0.008 (0.6); 0.009 (0.6)	1.927 (3.1); 0.000 (16.4); -
I-A-124	1.72	2.03	¹ H-NMR (400.0 MHz, CD ₃ CN): δ = 8.479 (1.3); 8.476 (1.3); 8.467 (1.3); 8.464 (1.2); 8.406 (1.5); 8.404 (1.6); 8.399 (1.5); 8.398 (1.4); 7.682 (0.8); 7.678 (0.9); 7.675 (0.8); 7.671 (0.8); 7.661 (1.0); 7.658 (1.0); 7.655 (0.9); 7.651 (0.8); 7.391 (1.0); 7.389 (1.0); 7.379 (1.0); 7.377 (1.0); 7.371 (0.9); 7.369 (0.9); 7.359 (0.8); 7.357 (0.8); 7.286 (0.5); 7.269 (0.7); 7.265 (1.2); 7.248 (1.2); 7.244 (0.7); 7.227 (0.6); 6.770 (1.3); 6.749 (1.1); 6.712 (0.7); 6.689 (1.3); 6.668 (0.6); 6.666 (0.6); 6.268 (3.0); 5.451 (0.4); 5.447 (5.1); 4.150 (4.4); 4.147 (4.2); 3.754 (14.4); 3.619 (15.8); 3.379 (16.0); 2.170 (42.1); 1.964 (0.4); 1.958 (0.9); 1.952 (4.1); 1.946 (7.2); 1.940 (9.5); 1.933 (6.4); 1.927 (3.2); 0.008 (1.0); 0.004 (1.6); 0.000 (15.8); -0.009 (0.6)	
I-A-125	2.09	2.28	¹ H-NMR (400.0 MHz, CD ₃ CN): δ = 8.484 (1.2); 8.481 (1.3); 8.472 (1.3); 8.469 (1.3); 8.428 (1.6); 8.422 (1.7); 7.696 (0.7); 7.693 (0.8); 7.690 (0.7); 7.686 (0.7);	

			7.676 (0.8); 7.670 (0.9); 7.396 (1.0); 7.384 (1.0); 7.375 (1.1); 7.3698 (2.7); 7.350 (4.5); 7.240 (1.4); 7.219 (0.9); 5.448 (5.4); 3.754 (0.3); 3.382 (16.0); 1.964 (0.3); 1.952 (5.1); 1.940 (13.1); 1.928 (4.6); 0.000 (22.2); -0.009 (0.7)	7.672 (0.9); 7.666 (0.8); 7.394 (0.9); 7.382 (0.9); 7.3704 (2.7); 7.364 (1.0); 7.259 (1.7); 7.237 (1.2); 6.271 (3.1); 4.362 (8.2); 3.633 (16.0); 2.181 (32.5); 1.958 (0.7); 1.946 (9.5); 1.934 (8.9); 0.008 (0.7);
I-A-126	2.47	2.54	¹ H-NMR (400.0 MHz, CD ₃ CN): δ = 8.485 (1.2); 8.474 (1.2); 8.430 (1.6); 7.709 (1.1); 7.688 (2.7); 7.664 (0.8); 7.461 (1.2); 7.393 (0.9); 7.381 (0.9); 7.373 (0.8); 7.361 (0.8); 6.295 (3.3); 4.461 (4.7); 3.659 (16.0); 3.274 (0.6); 1.958 (0.7); 1.946 (9.5); 1.933 (8.9); 0.008 (0.8); 0.009 (0.7)	8.482 (1.3); 8.470 (1.3); 8.424 (1.6); 7.690 (2.8); 7.670 (2.0); 7.481 (0.7); 7.441 (0.5); 7.391 (0.9); 7.380 (0.9); 7.371 (0.8); 7.359 (0.8); 5.446 (5.7); 3.756 (0.6); 3.388 (15.9); 2.141 (8.8); 1.952 (5.1); 1.939 (13.1); 1.927 (4.5); 0.000 (24.1); -

I-A-127	1.89	2.09	$^1\text{H-NMR}$ (400.0 MHz, CD_3CN): δ = 8.487 (1.4); 8.483 (1.5); 8.475 (1.4); 8.472 (1.5); 8.404 (2.0); 8.397 (2.0); 7.685 (0.8); 7.681 (0.9); 7.679 (1.0); 7.675 (0.9); 7.665 (0.9); 7.661 (1.0); 7.658 (1.1); 7.655 (0.9); 7.395 (1.2); 7.383 (1.2); 7.375 (1.1); 7.363 (1.0); 7.314 (0.5); 7.299 (0.5); 7.293 (1.2); 7.279 (1.2); 7.273 (1.1); 7.259 (1.2); 7.245 (2.1); 7.226 (0.8); 7.072 (0.9); 7.052 (1.4); 7.032 (0.6); 7.028 (0.6); 6.267 (3.5); 5.448 (6.5); 4.238 (5.1); 4.235 (5.2); 3.625 (16.0); 3.378 (16.0); 2.189 (25.7); 1.953 (3.9); 1.947 (6.8); 1.940 (9.0); 1.934 (6.1); 1.928 (3.1); 0.008 (0.8); 0.000 (13.5); - 0.009 (0.5)
I-A-128	1.41	1.68	$^1\text{H-NMR}$ (400.0 MHz, CD_3CN): δ = 8.465 (0.6); 8.461 (0.6); 8.453 (0.6); 8.449 (0.6); 8.402 (0.8); 8.396 (0.8); 7.676 (0.4); 7.673 (0.4); 7.670 (0.4); 7.666 (0.4); 7.656 (0.4); 7.652 (0.4); 7.650 (0.4); 7.646 (0.4); 7.374 (0.5); 7.372 (0.5); 7.362 (0.5); 7.360 (0.5); 7.354 (0.4); 7.352 (0.4); 7.342 (0.4); 7.340 (0.4); 6.257 (1.7); 5.958 (2.3); 5.447 (0.5); 4.217 (4.4);

			3.813 (16.0); 3.689 (0.4); 2.169 (14.8); 1.952 (2.7); 1.940 (6.9); 1.928 (2.4); 0.009 (0.4)	3.696 (8.0); 3.375 (8.0); 1.958 (0.4); 1.946 (5.0); 1.934 (4.7); 0.000 (9.7); -
I-A-129	2.32	2.44	¹ H-NMR (400.0 MHz, CD ₃ CN): δ = 8.488 (1.2); 8.476 (1.3); 8.411 (1.6); 7.696 (0.7); 7.689 (0.8); 7.675 (0.8); 7.669 (0.9); 7.402 (1.0); 7.390 (1.0); 7.381 (0.9); 7.370 (0.8); 7.100 (0.5); 7.078 (1.0); 7.031 (3.3); 6.306 (3.5); 4.259 (7.8); 3.552 (16.0); 3.268 (0.6); 2.340 (0.3); 2.255 (20.5); 1.972 (0.7); 1.957 (0.7); 1.945 (9.1); 1.933 (8.6); 0.008 (0.5); 0.009 (0.6)	δ = 8.484 (1.3); 8.472 (1.3); 8.405 (1.7); 7.692 (0.8); 7.686 (0.7); 7.672 (0.9); 7.665 (0.7); 7.400 (0.9); 7.388 (0.9); 7.380 (0.8); 7.368 (0.8); 7.084 (0.9); 7.063 (1.8); 7.012 (1.2); 5.446 (6.4); 3.764 (0.6); 3.376 (15.8); 2.416 (0.3); 2.328 (0.4); 2.169 (23.9); 1.963 (0.3); 1.952 (4.9); 1.939 (12.6); 1.927 (4.4); 0.000 (16.5); -
I-A-130	1.18		¹ H-NMR (400.0 MHz, CD ₃ CN): δ = 8.514 (1.8); 8.503 (1.9); 8.378 (2.2);	δ = 8.511 (1.7); 8.384 (2.5); 7.715 (1.1);

			7.711 (1.2); 7.691 (1.4); 7.414 (1.4); 7.395 (1.1); 7.356 (5.1); 7.349 (3.7); 7.051 (2.5); 6.448 (2.3); 3.544 (16.0); 2.134 (175.3); 2.106 (1.4); 1.951 (85.8); 1.939 (167.4); 1.927 (58.6); 1.767 (0.9); 1.286 (0.4); 0.146 (0.4); 0.000 (68.9); 0.149 (0.4);	7.695 (1.3); 7.427 (1.2); 7.406 (1.2); 7.362 (5.2); 7.351 (3.6); 7.056 (2.4); 7.041 (2.6); 4.422 (8.2); 3.387 (16.0); 2.125 (19.2); 2.100 (0.9); 1.945 (141.2); 1.933 (116.4); 1.773 (0.8); 1.761 (0.7); 1.273 (0.5); 0.080 (0.8); -0.009 (7.5); -
I-A-131	1.28	1.40	¹ H-NMR (400.0 MHz, d ₆ -DMSO): δ = 8.501 (2.5); 8.488 (1.9); 8.476 (1.8); 7.827 (1.0); 7.821 (0.9); 7.804 (1.2); 7.455 (1.4); 7.434 (1.3); 6.819 (3.8); 5.667 (8.2); 4.096 (1.7); 4.070 (0.6); 3.361 (15.8); 3.176 (8.0); 2.525 (0.5); 2.502 (27.6); 2.003 (12.4); 0.000 (14.7);	8.494 (2.8); 8.480 (1.7); 7.831 (0.8); 7.825 (1.0); 7.810 (0.9); 7.800 (1.0); 7.443 (1.4); 7.422 (1.2); 6.355 (3.1); 4.109 (0.6); 4.083 (1.7); 3.544 (16.0); 3.321 (18.5); 3.163 (7.7); 2.507 (20.5); 2.498 (20.8); 0.008 (0.5); -0.008 (0.7)

			1.204 (0.5); 0.008 (0.5); 0.000 (16.6); -0.009 (0.6)
I-A-135	0.62	0.89	¹ H-NMR (400.0 MHz, CD ₃ CN): δ = 8.470 (0.5); 8.407 (0.5); 7.699 (0.6); 7.696 (0.7); 7.693 (0.7); 7.690 (0.6); 7.679 (0.7); 7.675 (0.8); 7.673 (0.8); 7.669 (0.7); 7.386 (0.6); 7.374 (0.6); 7.366 (0.5); 7.354 (0.5); 6.435 (1.1); 5.447 (1.5); 3.880 (15.2); 3.847 (0.7); 3.411 (15.1); 2.649 (0.7); 2.436 (16.0); 2.163 (23.5); 1.964 (0.4); 1.958 (0.7); 1.952 (4.6); 1.946 (8.5); 1.940 (11.8); 1.934 (8.1); 1.928 (4.1); 0.008 (0.5); 0.000 (13.5); -0.009 (0.5)
I-A-136			¹ H-NMR (400.0 MHz, CD ₃ CN): δ = 8.637 (1.7); 8.635 (1.6); 8.473 (0.8); 8.463 (0.8); 8.440 (0.9); 8.158 (1.4); 7.718 (0.6); 7.714 (0.7); 7.711 (0.7); 7.708 (0.6); 7.697 (0.7); 7.694 (0.9); 7.691 (0.9); 7.687 (0.8); 7.395 (0.7); 7.383 (0.8); 7.374 (0.8); 7.363 (0.7); 6.481 (0.5); 6.222 (0.5); 5.447 (5.0); 3.849 (15.1); 3.808 (14.9); 3.763 (3.8); 3.427 (16.0); 3.388 (3.9); 2.171 (32.3); 1.965 (0.5); 1.959 (1.0); 1.953 (6.7); 1.947 (12.4); 1.940 (17.2); 1.934 (11.7); 1.928 (5.9); 0.008 (0.6); 0.000 (18.6); -

			0.009(0.6)
I-A-137	1.41	1.46	$^1\text{H-NMR}$ (400.0 MHz, CD ₃ CN) : δ = 8.453(0.6); 8.442(0.7); 8.396(0.8); 7.673(0.7); 7.670(0.8); 7.667(0.7); 7.663(0.6); 7.653(0.7); 7.649(0.8); 7.647(0.8); 7.643(0.7); 7.356(0.8); 7.345(0.7); 7.336(0.7); 7.324(0.6); 6.357(1.3); 5.446(4.8); 4.263(0.7); 4.245(2.2); 4.227(2.2); 4.208(0.7); 3.926(16.0); 3.756(1.9); 3.393(15.7); 3.388(2.5); 2.142(12.3); 1.963(0.5); 1.957(1.0); 1.952(5.6); 1.945(10.4); 1.939(14.4); 1.933(9.9); 1.927(5.0); 1.295(2.7); 1.277(5.6); 1.259(2.7); 0.000(0.6)
I-A-138	1.12	1.26	$^1\text{H-NMR}$ (400.0 MHz, CD ₃ CN) : δ = 8.455(0.9); 8.444(0.9); 8.395(1.1); 7.676(0.7); 7.672(0.9); 7.670(0.9); 7.666(0.7); 7.656(0.8); 7.652(1.0); 7.650(1.0); 7.646(0.8); 7.362(0.9); 7.350(1.0); 7.341(0.9); 7.330(0.8); 6.339(1.8); 5.446(3.6); 3.902(16.0); 3.733(10.1); 3.390(16.0); 3.021(0.3); 2.141(17.9); 1.963(0.5); 1.957(1.0); 1.951(5.7); 1.945(10.6); 1.939(14.5); 1.933(10.1); 1.927(5.1); 0.000(0.5)
I-A-139	0.87	1.00	$^1\text{H-NMR}$ (400.0 MHz, CD ₃ CN) : δ =

			8.452 (1.2); 8.395 (1.6); 7.673 (0.8); 7.664 (0.8); 7.647 (1.2); 7.359 (1.1); 7.339 (1.0); 7.103 (1.3); 6.843 (1.3); 5.447 (4.0); 3.923 (0.7); 3.718 (13.2); 3.021 (1.7); 1.964 (0.7); 1.952 (8.0); 1.940 (18.8); 1.928 (6.4); 0.882 (0.6)	8.441 (1.2); 8.390 (1.5); 7.668 (1.0); 7.652 (0.9); 7.643 (0.9); 7.347 (1.1); 7.327 (1.0); 6.973 (2.7); 6.321 (2.2); 4.103 (0.7); 3.894 (16.0); 3.388 (15.8); 2.162 (23.5); 1.958 (1.7); 1.946 (14.1); 1.934 (12.8); 1.271 (0.4);
I-A-140	1.92	1.96	¹ H-NMR (400.0 MHz, CD ₃ CN): δ = 8.482 (0.9); 8.470 (0.9); 8.406 (1.0); 7.924 (2.0); 7.916 (1.0); 7.910 (0.9); 7.900 (2.2); 7.723 (0.9); 7.716 (0.8); 7.703 (0.9); 7.696 (0.8); 7.568 (0.3); 7.552 (1.0); 7.541 (1.6); 7.535 (2.8); 7.524 (0.9); 7.516 (2.2); 7.505 (0.5); 7.494 (0.5);	8.473 (0.9); 8.411 (1.1); 7.931 (0.4); 7.920 (2.1); 7.915 (1.0); 7.904 (2.0); 7.727 (0.8); 7.720 (0.8); 7.706 (0.9); 7.700 (0.9); 7.572 (0.4); 7.554 (0.9); 7.545 (0.8); 7.536 (2.9); 7.530 (1.6); 7.520 (1.3); 7.509 (0.4); 7.501 (0.7); 7.394 (0.8);

			7.392 (0.9); 7.380 (0.9); 7.361 (0.7); 6.530 (1.6); 3.886 (16.0); 3.425 (15.8); 2.156 (9.3); 1.958 (1.9); 1.946 (11.8); 1.934 (11.1); 0.000 (2.5)	7.382 (0.9); 7.372 (0.8); 7.360 (0.7); 5.447 (2.7); 3.870 (0.7); 3.410 (0.7); 1.964 (1.3); 1.952 (7.0); 1.940 (15.9); 1.927 (6.1);
I-A-141	1.39	1.84	¹ H-NMR (400.0 MHz, CD ₃ CN): δ = 8.438 (1.4); 7.687 (0.4); 7.646 (1.3); 7.472 (2.0); 7.353 (1.3); 5.446 (5.4); 3.861 (2.4); 3.763 (0.5); 3.433 (0.5); 2.156 (30.0); 1.951 (8.5); 1.939 (20.4); 1.927 (7.7); 0.823 (0.3); 0.000 (1.9)	
I-A-142	1.31	1.47	¹ H-NMR (400.0 MHz, CD ₃ CN): δ = 8.464 (1.0); 8.405 (1.3); 7.688 (0.8); 7.682 (0.9); 7.668 (0.8); 7.662 (0.9); 7.375 (1.0); 7.355 (0.9); 6.391 (1.3); 3.845 (16.0); 3.405 (16.0);	
			8.454 (1.0); 8.399 (1.2); 7.684 (0.9); 7.678 (0.8); 7.664 (0.9); 7.658 (0.8); 7.363 (1.0); 7.343 (0.8); 5.447 (6.3); 3.763 (0.3); 3.388 (0.5);	

			2.174 (22.0); 1.982 (8.1); 1.958 (1.1); 1.946 (6.8); 1.934 (6.0); 1.270 (0.4); 0.000 (0.5)	1.983 (7.9); 1.964 (0.7); 1.952 (4.0); 1.940 (9.0); 1.928 (3.0);
I-A-143	1.12	1.27	¹ H-NMR (400.0 MHz, CD ₃ CN): δ = 8.450 (1.0); 8.438 (1.0); 8.392 (1.3); 7.666 (0.7); 7.660 (0.8); 7.646 (0.8); 7.639 (0.9); 7.611 (0.7); 7.347 (0.9); 7.326 (0.7); 5.447 (5.2); 3.830 (8.8); 3.799 (16.0); 3.386 (15.7); 1.964 (0.6); 1.952 (6.7); 1.940 (17.0); 1.928 (5.8); 0.000 (1.5)	δ = 8.447 (1.0); 8.435 (1.0); 8.386 (1.3); 7.662 (0.8); 7.656 (0.6); 7.642 (0.9); 7.636 (0.7); 7.358 (0.9); 7.338 (0.8); 6.325 (0.5); 3.863 (10.4); 3.810 (0.5); 3.763 (0.8); 2.164 (26.8); 1.958 (1.2); 1.946 (12.4); 1.934 (11.6); 1.270 (0.4);
I-A-144		0.86	¹ H-NMR (400.0 MHz, CD ₃ CN): δ = 8.447 (1.4); 8.435 (1.4); 8.386 (2.0); 7.659 (0.7); 7.650 (0.8); 7.634 (1.0); 7.351 (1.1); 7.331 (1.0); 7.129 (2.9); 6.259 (2.8); 3.853 (16.0);	δ = 8.443 (1.5); 8.432 (1.5); 8.379 (2.0); 7.655 (0.9); 7.639 (0.8); 7.630 (0.8); 7.339 (1.1); 7.319 (1.0); 6.962 (2.8); 5.447 (4.1); 3.806 (1.4);

			3.647 (15.2); 3.375 (15.7); 1.964 (0.5); 1.952 (4.8); 1.939 (11.8); 1.927 (4.3); 0.000 (1.0)	3.386 (1.9); 2.170 (4.9); 1.958 (1.0); 1.946 (8.7); 1.933 (8.3);
I-A-145	0.31	0.85	¹ H-NMR (600.1 MHz. d ₆ -DMSO): δ = 8.587 (5.5); 8.580 (6.0); 8.571 (7.7); 7.894 (3.4); 7.890 (3.9); 7.880 (3.8); 7.876 (4.3); 7.5254 (4.5); 7.5174 (4.5); 7.512 (4.4); 7.504 (4.2); 5.718 (5.0); 4.437 (15.3); 3.948 (10.1); 3.923 (9.0); 3.686 (0.5); 3.459 (0.6); 3.370 (4.4); 3.335 (73.5); 2.794 (0.4); 2.720 (2.5); 2.611 (0.3); 2.520 (0.9); 2.508 (23.1); 2.502 (69.7); 2.496 (25.3); 2.386 (0.5); 1.194 (0.4); 1.170 (0.4); 0.000 (2.5)	8.585 (5.8); 8.577 (6.0); 8.568 (7.8); 7.891 (4.0); 7.887 (3.5); 7.878 (4.2); 7.874 (3.7); 7.5245 (4.4); 7.5166 (4.4); 7.511 (4.4); 7.503 (4.1); 4.449 (8.6); 4.424 (9.6); 3.935 (16.0); 3.790 (0.4); 3.494 (0.5); 3.450 (0.7); 3.346 (7.9); 3.216 (0.6); 2.787 (0.4); 2.614 (0.5); 2.523 (0.7); 2.517 (0.8); 2.505 (50.2); 2.499 (51.5); 2.389 (0.3); 2.383 (0.3); 1.182 (0.7);
I-A-146	1.11	1.27	¹ H-NMR (400.0 MHz. d ₆ -DMSO): δ = 8.632 (15.5);	8.620 (16.0);

			8.505 (3.7);	8.502 (4.1);
			8.493 (4.1);	8.490 (4.6);
			8.485 (5.6);	8.479 (5.4);
			8.313 (0.5);	7.842 (1.9);
			7.838 (2.3);	7.835 (2.3);
			7.831 (2.1);	7.821 (2.2);
			7.817 (2.5);	7.815 (2.7);
			7.811 (2.2);	7.492 (2.9);
			7.480 (2.9);	7.471 (2.7);
			7.459 (2.6);	7.329 (4.1);
			7.317 (7.8);	7.304 (4.0);
			6.535 (4.3);	5.754 (1.0);
			4.306 (1.7);	4.288 (5.9);
			4.271 (6.0);	4.253 (1.8);
			3.417 (36.1);	3.317 (141.0);
			2.675 (1.1);	2.670 (1.4);
			2.666 (1.0);	2.524 (3.5);
			2.510 (74.8);	2.506 (159.0);
			2.501 (224.8);	2.497 (171.3);
			2.492 (84.5);	2.333 (0.9);
			2.328 (1.3);	2.324 (1.0);
			1.310 (6.5);	1.292 (14.9);
			1.274 (6.4);	0.146 (0.6);
			0.008 (4.5);	0.000 (133.6);
			-0.008 (5.1);	-0.150 (0.6)

Biological Examples

Meloidogyne incognita test

5

Solvent: 125.0 parts by weight of acetone

To produce a suitable preparation of active compound, 1 part by weight of active compound is mixed with the stated amount of solvent and the concentrate is diluted with water to the desired concentration.

10

Vessels are filled with sand, active compound solution, an

egg/larvae suspension of the southern root-knot nematode (*Meloidogyne incognita*) and lettuce seeds. The lettuce seeds germinate and the plants develop. The galls develop on the roots.

5

After 14 days, the nematicidal efficacy in % is determined by the formation of galls. 100% means that no galls were found; 0% meant that the number of galls on the treated plants corresponds to the untreated control.

10

In this test, for example, the following compounds from the preparation examples show an efficacy of 90% at an application rate of 20 ppm: I-A-7; I-A-35

15 **Myzus persicae - spray test**

Solvent: 78 parts by weight of acetone
 1.5 parts by weight of dimethylformamide

20 Emulsifier: alkylaryl polyglycol ether

To produce a suitable active compound preparation, 1 part by weight of active compound is dissolved using the stated parts by weight of solvent and made up with water containing an emulsifier concentration of 1000 ppm until the desired concentration is attained. To produce further test concentrations, the preparation is diluted with emulsifier-containing water.

30 Discs of Chinese cabbage leaves (*Brassica pekinensis*) infested by all stages of the green peach aphid (*Myzus persicae*) are sprayed with an active compound preparation of the desired concentration.

35 After 5 or 6 days, the efficacy in % is determined. 100% means that all the aphids were killed; 0% means that no aphids were killed.

In this test, for example, the following compounds from the preparation examples show an efficacy of 100% at an application rate of 500 g/ha: I-A-1, I-A-2, I-A-3, I-A-8, I-A-10, ; I-A-11, I-A-18, I-A-19, I-A-21, I-A-22, I-A-26, I-A-37, 5 I-A-40, I-A-45, I-A-46, I-A-47, I-A-48, I-A-49, I-A-50, I-A-51, I-A-52, I-A-53, I-A-54, I-A-65, I-A-68, I-A-69, I-A-70, I-A-71, I-A-94, I-A-95, I-A-96, I-A-101, I-A-102, I-A-103, I-A-104, I-A-105, I-A-106, I-A-108, I-A-110, I-A-112, I-A-116, I-A-122, I-A-126, I-A-134, I-A-135, I-A-136, I-A-138, I-A-139, 10 I-A-140, I-A-141, I-A-144, I-A-145, I-B-1

In this test, for example, the following compounds from the preparation examples show an efficacy of 90% at an application rate of 500 g/ha: I-A-5, I-A-6, I-A-7, I-A-12, I-A-14, I-A-16, 15 I-A-23, I-A-24, I-A-25, I-A-27, I-A-28, I-A-30, I-A-31, I-A-36, I-A-38, I-A-39, I-A-41, I-A-55, I-A-58, I-A-59, I-A-60, I-A-61, I-A-62, I-A-64, I-A-67, I-A-73, I-A-74, I-A-75, I-A-77, I-A-79, I-A-82, I-A-83, I-A-84, I-A-86, I-A-87, I-A-97, I-A-98, I-A-100, I-A-107, I-A-109, I-A-113, I-A-117, I-A-119, I-A-20 120, I-A-123, I-A-124, I-A-125, I-A-127, I-A-128, I-A-130, I-A-131, I-A-132, I-A-137, I-A-142

In this test, for example, the following compounds from the preparation examples show an efficacy of 90% at an application 25 rate of 100 g/ha: I-A-78, I-A-146

In this test, for example, the following compounds from the preparation examples show an efficacy of 90% at an application rate of 20 g/ha: I-A-9 30

Tetranychus urticae - spray test, OP-resistant

Solvent: 78.0 parts by weight of acetone
 1.5 parts by weight of dimethylformamide

35 Emulsifier: alkylaryl polyglycol ether

To produce a suitable active compound preparation, 1 part by

weight of active compound is dissolved using the stated parts
by weight of solvent and made up with water containing an
emulsifier concentration of 1000 ppm until the desired
concentration is attained. To produce further test
5 concentrations, the preparation is diluted with emulsifier-
containing water.

Discs of bean leaves (*Phaseolus vulgaris*) infested with all
stages of the greenhouse red spider mite (*Tetranychus urticae*)
10 are sprayed with an active compound preparation of the desired
concentration.

After 6 days, the efficacy in % is determined. 100% means that
all the spider mites had been killed; 0% means that no spider
15 mites had been killed.

In this test, for example, the following compounds from the
preparation examples show an efficacy of 90% at an application
rate of 500 g/ha: I-A-6, I-A-78, I-A-105
20

Phaedon cochleariae - spray test

Solvents: 78.0 parts by weight of acetone
 1.5 parts by weight of dimethylformamide
25
Emulsifier: alkylaryl polyglycol ether

To produce a suitable active compound preparation, 1 part by
weight of active compound is dissolved using the stated parts
30 by weight of solvent and made up with water containing an
emulsifier concentration of 1000 ppm until the desired
concentration is attained. To produce further test
concentrations, the preparation is diluted with emulsifier-
containing water.

35
Discs of Chinese cabbage leaves (*Brassica pekinensis*) are
sprayed with an active compound preparation of the desired
concentration and, after drying, populated with larvae of the

mustard beetle (*Phaedon cochleariae*).

After 7 days, the efficacy in % is determined. 100% means that all beetle larvae were killed; 0% means that no beetle larvae were killed.

In this test, for example, the following compounds from the preparation examples show an efficacy of 100% at an application rate of 500 g/ha: I-A-79, I-A-80

10

In this test, for example, the following compounds from the preparation examples show an efficacy of 83% at an application rate of 500 g/ha: I-A-15

15 **Myzus persicae - spray test**

Solvent: 14 parts by weight of dimethylformamide

Emulsifier: alkylaryl polyglycol ether

20

To produce a suitable active compound preparation, 1 part by weight of active compound is dissolved using the stated parts by weight of solvent and made up with water containing an emulsifier concentration of 1000 ppm until the desired concentration is attained. To produce further test concentrations, the preparation is diluted with emulsifier-containing water. If the addition of ammonium salts and/or penetrants is required, these are each added in a concentration of 1000 ppm to the formulation solution.

30

Bell pepper plants (*Capsicum annuum*) severely infested with the green peach aphid (*Myzus persicae*) are treated by spraying with the active compound preparation in the desired concentration.

35

After 6 days, the kill in % is determined. 100% means that all of the aphids have been killed; 0% means that none of the aphids have been killed.

In this test, for example, the following compounds from the preparation examples show an efficacy of 99% at an application rate of 100 ppm: I-A-66

5

In this test, for example, the following compounds from the preparation examples show an efficacy of 100% at an application rate of 20 ppm: I-A-44, I-A-99

10 In this test, for example, the following compounds from the preparation examples show an efficacy of 99% at an application rate of 20 ppm: I-A-4, I-A-20, I-A-57, I-A-89

15 In this test, for example, the following compounds from the preparation examples show an efficacy of 95% at an application rate of 20 ppm: I-A-93

Contrasting examples

20 Myzus persicae - spray test (MYZUPE)

Solvents: 78.0 parts by weight of acetone
 1.5 parts by weight of dimethylformamide

25 Emulsifier: alkylaryl polyglycol ether

To produce a suitable active compound preparation, 1 part by weight of active compound is dissolved using the stated parts by weight of solvent and made up with water containing an emulsifier concentration of 1000 ppm until the desired concentration is attained. To produce further test concentrations, the preparation is diluted with emulsifier-containing water.

35 Discs of Chinese cabbage leaves (*Brassica pekinensis*), infested by all stages of the green peach aphid (*Myzus persicae*) are sprayed with an active compound preparation of the desired concentration.

After the desired period of time, the efficacy in % is determined. 100% means that all aphids were killed; 0% means that no aphids were killed.

5

In this test, for example, the following compounds from the preparation examples show superior efficacy compared to the prior art: see table

10 **Tetranychus urticae - spray test; OP resistant (TETRUR)**

Solvents: 78.0 parts by weight of acetone
 1.5 parts by weight of dimethylformamide

15 Emulsifier: alkylaryl polyglycol ether

To produce a suitable active compound preparation, 1 part by weight of active compound is dissolved using the stated parts by weight of solvent and made up with water containing an emulsifier concentration of 1000 ppm until the desired concentration is attained. To produce further test concentrations, the preparation is diluted with emulsifier-containing water.

25 Discs of bean leaves (*Phaseolus vulgaris*), infested by all stages of the greenhouse red spider mite (*Tetranychus urticae*) are sprayed with an active compound preparation of the desired concentration.

30 After the desired period of time, the efficacy in % is determined. 100% means that all spider mites were killed; 0% means that no spider mites were killed.

In this test, for example, the following compounds from the preparation examples show superior efficacy compared to the prior art: see table

35

Phaedon cochleariae - spray test (PHAECO)

Solvents: 78.0 parts by weight of acetone
1.5 parts by weight of dimethylformamide

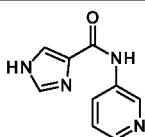
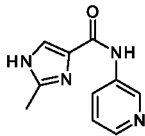
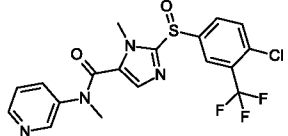
5 Emulsifier: alkylaryl polyglycol ether

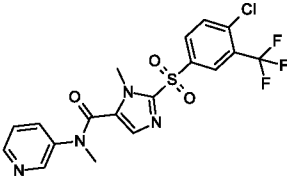
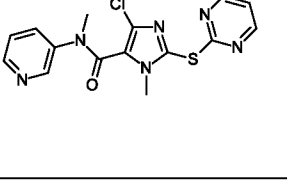
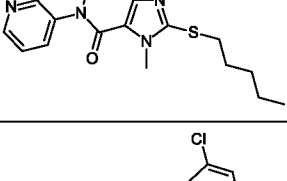
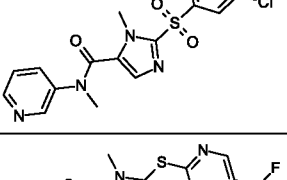
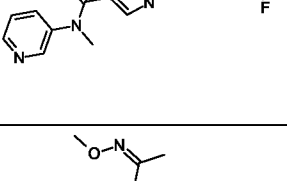
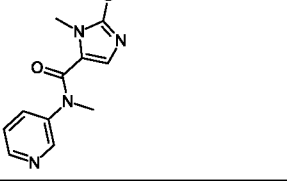
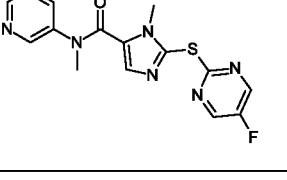
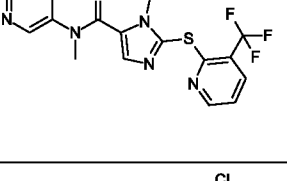
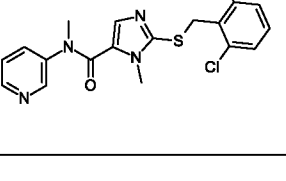
To produce a suitable active compound preparation, 1 part by weight of active compound is dissolved using the stated parts by weight of solvent and made up with water containing an emulsifier concentration of 1000 ppm until the desired concentration is attained. To produce further test concentrations, the preparation is diluted with emulsifier-containing water.

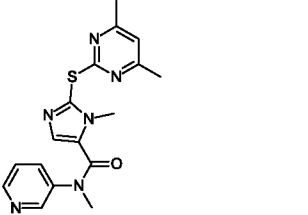
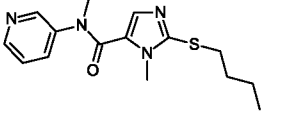
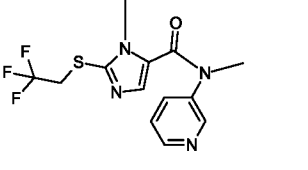
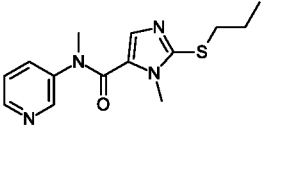
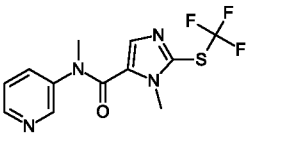
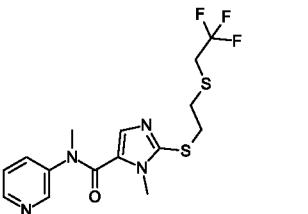
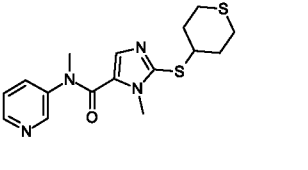
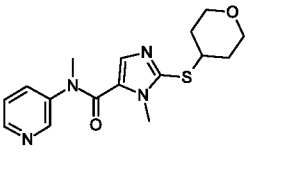
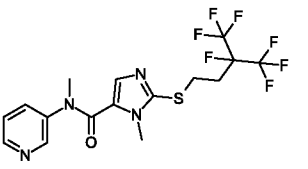
15 Discs of Chinese cabbage leaves (*Brassica pekinensis*) are sprayed with an active compound preparation of the desired concentration and, after drying, populated with larvae of the mustard beetle (*Phaedon cochleariae*).

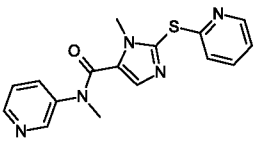
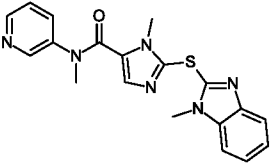
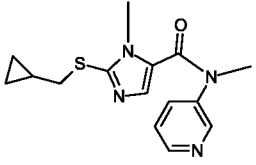
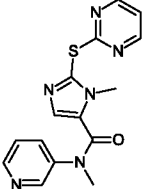
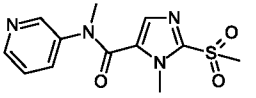
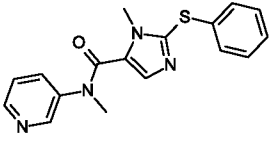
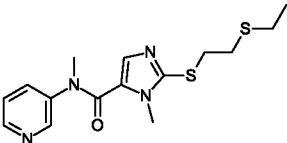
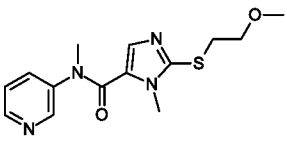
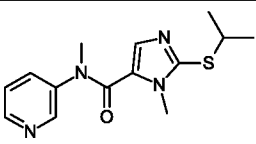
20 After the desired period of time, the efficacy in % is determined. 100% means that all beetle larvae were killed; 0% means that no beetle larvae were killed.

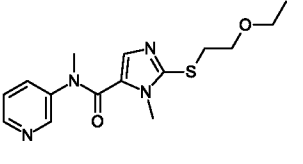
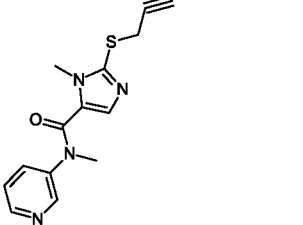
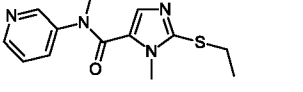
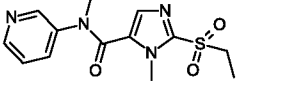
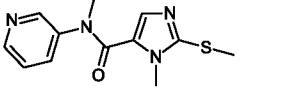
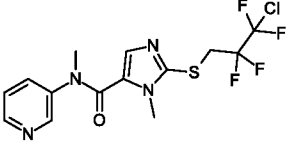
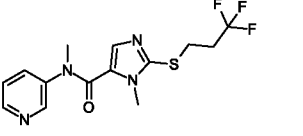
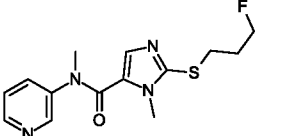
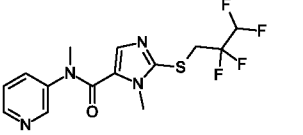
In this test, for example, the following compounds from the preparation examples show superior efficacy compared to the prior art: see table

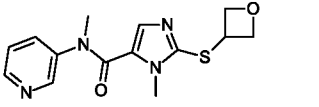
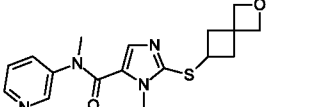
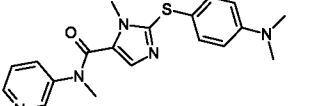
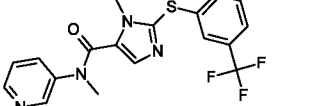
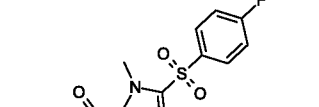
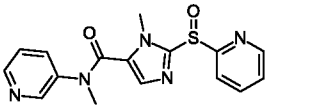
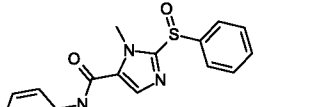
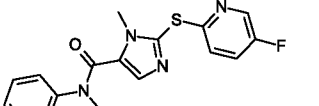
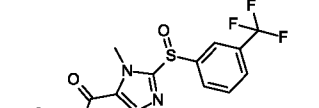
Substance	Structure	Animal species	Concentration	% efficacy
Ex. No. 13		PHAECO	500 g ai/ha	0 7 dat
Prior art		TETRUR	500 g ai/ha	0 6 dat
WO2011/009804		MYZUPE	100 g ai/ha	0 6 dat
Ex. No. 14		PHAECO	500 g ai/ha	0 7 dat
Prior art		TETRUR	500 g ai/ha	0 6 dat
WO2011/009804		MYZUPE	100 g ai/ha	0 6 dat
Ex. No. I-A-79		PHAECO	500 g ai/ha	100 7 dat
According to				

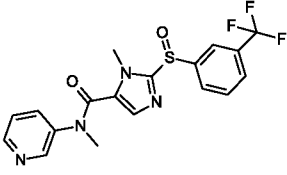
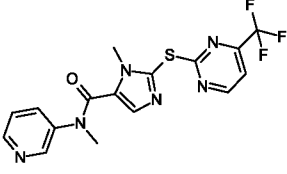
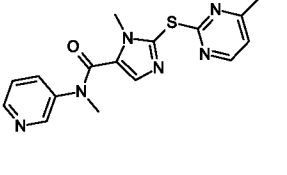
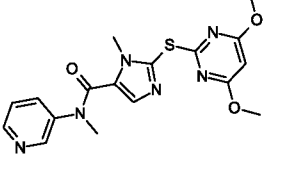
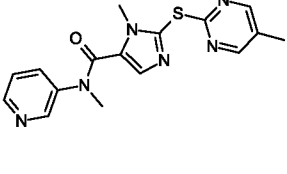
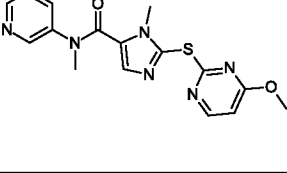
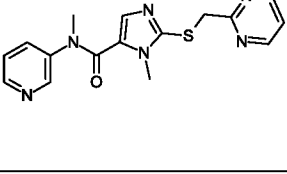
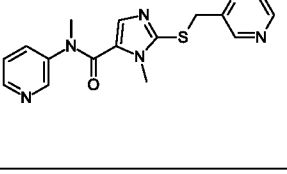
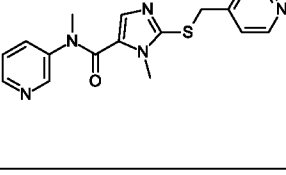
the invention				
Ex. No. I-A-80 According to the invention		PHAECO	500 g ai/ha	100 7 dat
Ex. No. I-A-15 According to the invention		PHAECO	500 g ai/ha	83 7 dat
Ex. No. I-A-6 According to the invention		TETRUR MYZUPE	500 g ai/ha 100 g ai/ha	90 6 dat 90 6 dat
Ex. No. I-A-78 According to the invention		TETRUR MYZUPE	500 g ai/ha 100 g ai/ha	90 6 dat 90 6 dat
Ex. No. I-A-105 According to the invention		TETRUR MYZUPE	500 g ai/ha 100 g ai/ha	90 6 dat 100 6 dat
Ex. No. I-A-39 According to the invention		TETRUR	500 g ai/ha	70 6 dat
Ex. No. I-A-107 According to the invention		TETRUR MYZUPE	500 g ai/ha 100 g ai/ha	70 6 dat 90 6 dat
Ex. No. I-A-110 According to the invention		TETRUR MYZUPE	500 g ai/ha 100 g ai/ha	70 6 dat 100 6 dat
Ex. No. I-A-125 According to the invention		TETRUR MYZUPE	500 g ai/ha 100 g ai/ha	70 6 dat 70 6 dat

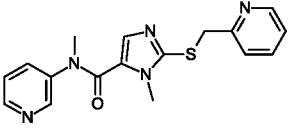
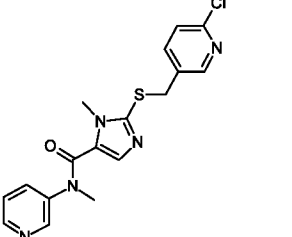
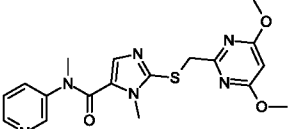
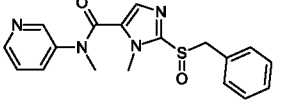
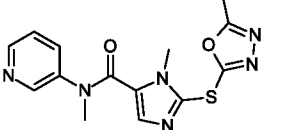
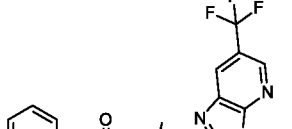
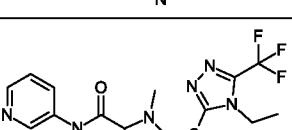
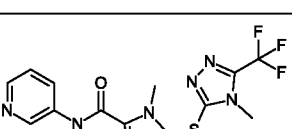
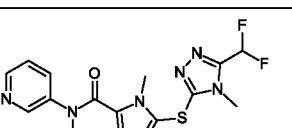
Ex. No. I-A-1 According to the invention		MYZUPE	100 g ai/ha	100 6 dat
Ex. No. I-A-5 According to the invention		MYZUPE	100 g ai/ha	100 6 dat
Ex. No. I-A-10 According to the invention		MYZUPE	100 g ai/ha	100 6 dat
Ex. No. I-A-21 According to the invention		MYZUPE	100 g ai/ha	100 6 dat
Ex. No. I-A-37 According to the invention		MYZUPE	100 g ai/ha	100 6 dat
Ex. No. I-A-50 According to the invention		MYZUPE	100 g ai/ha	100 5 dat
Ex. No. I-A-51 According to the invention		MYZUPE	100 g ai/ha	100 5 dat
Ex. No. I-A-52 According to the invention		MYZUPE	100 g ai/ha	100 5 dat
Ex. No. I-A-53 According to the invention		MYZUPE	100 g ai/ha	100 5 dat

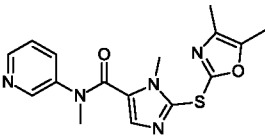
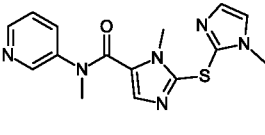
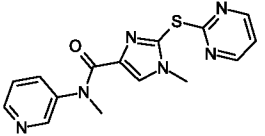
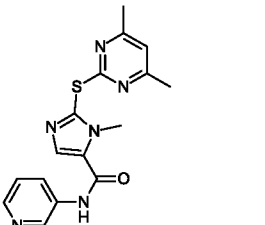
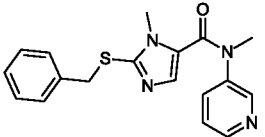
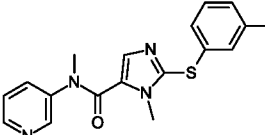
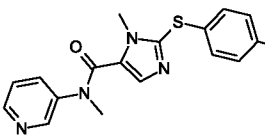
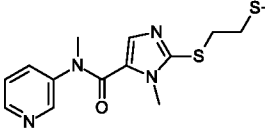
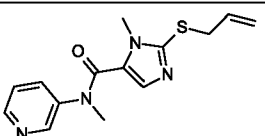
Ex. No. I-A-65 According to the invention		MYZUPE	100 g ai/ha	100 6 dat
Ex. No. I-A-134 According to the invention		MYZUPE	100 g ai/ha	100 5 dat
Ex. No. I-A-2 According to the invention		MYZUPE	100 g ai/ha	90 6 dat
Ex. No. I-A-3 According to the invention		MYZUPE	100 g ai/ha	90 6 dat
Ex. No. I-A-8 According to the invention		MYZUPE	100 g ai/ha	90 6 dat
Ex. No. I-A-11 According to the invention		MYZUPE	100 g ai/ha	90 6 dat
Ex. No. I-A-14 According to the invention		MYZUPE	100 g ai/ha	90 6 dat
Ex. No. I-A-18 According to the invention		MYZUPE	100 g ai/ha	90 6 dat
Ex. No. I-A-19 According to the invention		MYZUPE	100 g ai/ha	90 6 dat

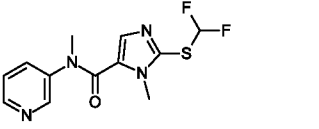
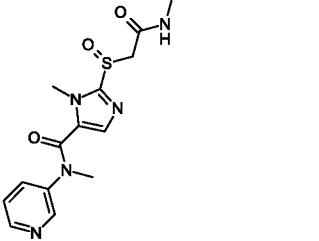
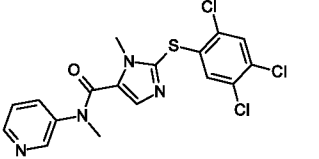
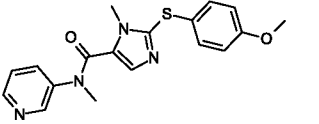
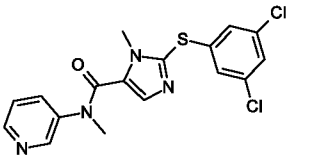
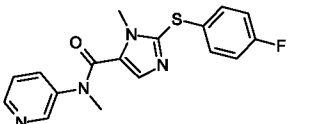
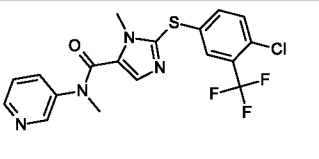
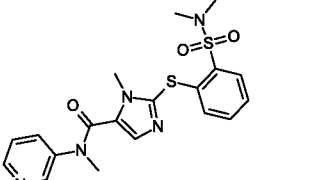
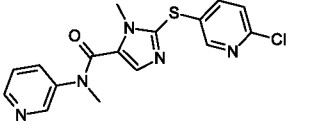
<p>Ex. No. I-A-22</p> <p>According to the invention</p>		MYZUPE	100 g ai/ha	90 6 dat
<p>Ex. No. I-A-30</p> <p>According to the invention</p>		MYZUPE	100 g ai/ha	90 6 dat
<p>Ex. No. I-A-36</p> <p>According to the invention</p>		MYZUPE	100 g ai/ha	90 6 dat
<p>Ex. No. I-A-40</p> <p>According to the invention</p>		MYZUPE	100 g ai/ha	90 6 dat
<p>Ex. No. I-A-45</p> <p>According to the invention</p>		MYZUPE	100 g ai/ha	90 6 dat
<p>Ex. No. I-A-46</p> <p>According to the invention</p>		MYZUPE	100 g ai/ha	90 5 dat
<p>Ex. No. I-A-47</p> <p>According to the invention</p>		MYZUPE	100 g ai/ha	90 5 dat
<p>Ex. No. I-A-48</p> <p>According to the invention</p>		MYZUPE	100 g ai/ha	90 5 dat
<p>Ex. No. I-A-49</p> <p>According to the invention</p>		MYZUPE	100 g ai/ha	90 5 dat

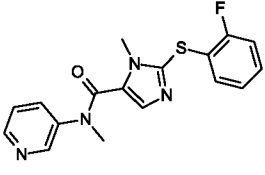
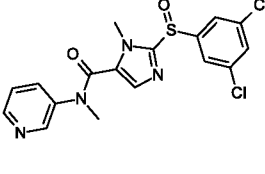
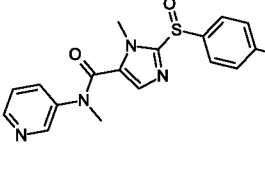
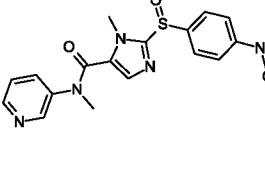
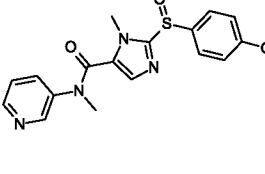
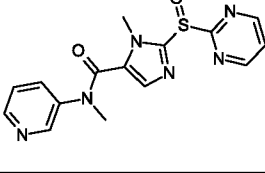
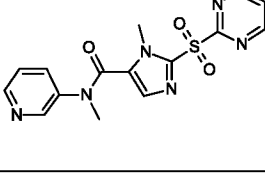
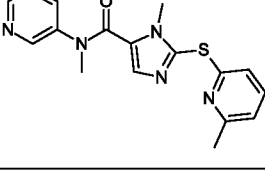
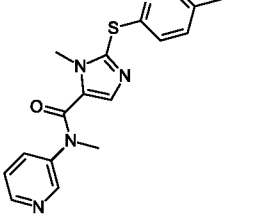
Ex. No. I-A-54 According to the invention		MYZUPE	100 g ai/ha	90 5 dat
Ex. No. I-A-55 According to the invention		MYZUPE	100 g ai/ha	90 5 dat
Ex. No. I-A-59 According to the invention		MYZUPE	100 g ai/ha	90 6 dat
Ex. No. I-A-61 According to the invention		MYZUPE	100 g ai/ha	90 6 dat
Ex. No. I-A-82 According to the invention		MYZUPE	100 g ai/ha	90 6 dat
Ex. No. I-A-86 According to the invention		MYZUPE	100 g ai/ha	90 6 dat
Ex. No. I-A-87 According to the invention		MYZUPE	100 g ai/ha	90 6 dat
Ex. No. I-A-94 According to the invention		MYZUPE	100 g ai/ha	90 6 dat
Ex. No. I-A-95 According to the invention		MYZUPE	100 g ai/ha	90 5 dat

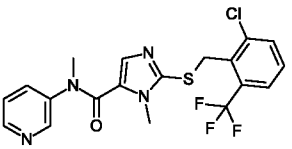
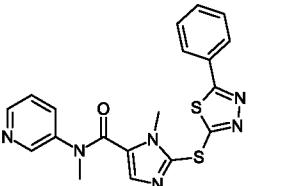
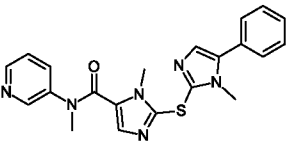
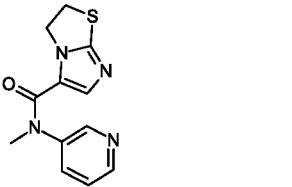
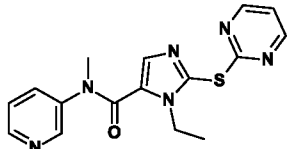
Ex. No. I-A-96 According to the invention		MYZUPE	100 g ai/ha	90 5 dat
Ex. No. I-A-100 According to the invention		MYZUPE	100 g ai/ha	90 6 dat
Ex. No. I-A-101 According to the invention		MYZUPE	100 g ai/ha	90 6 dat
Ex. No. I-A-102 According to the invention		MYZUPE	100 g ai/ha	90 6 dat
Ex. No. I-A-104 According to the invention		MYZUPE	100 g ai/ha	90 6 dat
Ex. No. I-A-106 According to the invention		MYZUPE	100 g ai/ha	90 6 dat
Ex. No. I-A-112 According to the invention		MYZUPE	100 g ai/ha	90 6 dat
Ex. No. I-A-113 According to the invention		MYZUPE	100 g ai/ha	90 6 dat
Ex. No. I-A-116 According to the invention		MYZUPE	100 g ai/ha	90 6 dat

<p>Ex. No. I-A-117</p> <p>According to the invention</p>		MYZUPE	100 g ai/ha	90 6 dat
<p>Ex. No. I-A-122</p> <p>According to the invention</p>		MYZUPE	100 g ai/ha	90 6 dat
<p>Ex. No. I-A-128</p> <p>According to the invention</p>		MYZUPE	100 g ai/ha	90 6 dat
<p>Ex. No. I-A-130</p> <p>According to the invention</p>		MYZUPE	100 g ai/ha	90 5 dat
<p>Ex. No. I-A-135</p> <p>According to the invention</p>		MYZUPE	100 g ai/ha	90 5 dat
<p>Ex. No. I-A-136</p> <p>According to the invention</p>		MYZUPE	100 g ai/ha	90 5 dat
<p>Ex. No. I-A-137</p> <p>According to the invention</p>		MYZUPE	100 g ai/ha	90 5 dat
<p>Ex. No. I-A-138</p> <p>According to the invention</p>		MYZUPE	100 g ai/ha	90 5 dat
<p>Ex. No. I-A-139</p> <p>According to</p>		MYZUPE	100 g ai/ha	90 5 dat

the invention				
Ex. No. I-A-142 According to the invention		MYZUPE	100 g ai/ha	90 5 dat
Ex. No. I-A-144 According to the invention		MYZUPE	100 g ai/ha	90 5 dat
Ex. No. I-B-1 According to the invention		MYZUPE	100 g ai/ha	90 6 dat
Ex. No. I-A-4 According to the invention		MYZUPE	100 g ai/ha	70 6 dat
Ex. No. I-A-7 According to the invention		MYZUPE	100 g ai/ha	70 6 dat
Ex. No. I-A-9 According to the invention		MYZUPE	100 g ai/ha	70 6 dat
Ex. No. I-A-12 According to the invention		MYZUPE	100 g ai/ha	70 6 dat
Ex. No. I-A-26 According to the invention		MYZUPE	100 g ai/ha	70 6 dat
Ex. No. I-A-27 According to the invention		MYZUPE	100 g ai/ha	70 6 dat

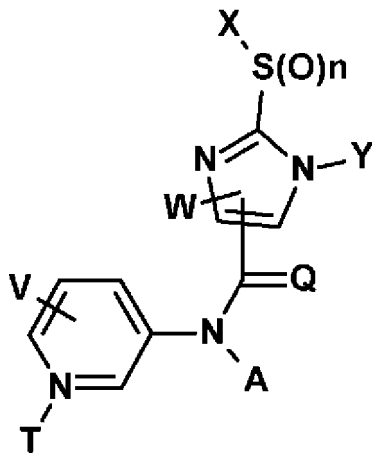
Ex. No. I-A-38 According to the invention		MYZUPE	100 g ai/ha	70 6 dat
Ex. No. I-A-43 According to the invention		MYZUPE	100 g ai/ha	70 6 dat
Ex. No. I-A-56 According to the invention		MYZUPE	100 g ai/ha	70 6 dat
Ex. No. I-A-58 According to the invention		MYZUPE	100 g ai/ha	70 6 dat
Ex. No. I-A-60 According to the invention		MYZUPE	100 g ai/ha	70 6 dat
Ex. No. I-A-62 According to the invention		MYZUPE	100 g ai/ha	70 6 dat
Ex. No. I-A-64 According to the invention		MYZUPE	100 g ai/ha	70 6 dat
Ex. No. I-A-69 According to the invention		MYZUPE	100 g ai/ha	70 6 dat
Ex. No. I-A-70 According to the invention		MYZUPE	100 g ai/ha	70 6 dat

Ex. No. I-A-71 According to the invention		MYZUPE	100 g ai/ha	70 6 dat
Ex. No. I-A-77 According to the invention		MYZUPE	100 g ai/ha	70 6 dat
Ex. No. I-A-84 According to the invention		MYZUPE	100 g ai/ha	70 6 dat
Ex. No. I-A-89 According to the invention		MYZUPE	100 g ai/ha	70 6 dat
Ex. No. I-A-93 According to the invention		MYZUPE	100 g ai/ha	70 6 dat
Ex. No. I-A-97 According to the invention		MYZUPE	100 g ai/ha	70 6 dat
Ex. No. I-A-99 According to the invention		MYZUPE	100 g ai/ha	70 6 dat
Ex. No. I-A-108 According to the invention		MYZUPE	100 g ai/ha	70 6 dat
Ex. No. I-A-109 According to the invention		MYZUPE	100 g ai/ha	70 6 dat

<p>Ex. No. I-A-126</p> <p>According to the invention</p>		MYZUPE	100 g ai/ha	70 6 dat
<p>Ex. No. I-A-140</p> <p>According to the invention</p>		MYZUPE	100 g ai/ha	70 5 dat
<p>Ex. No. I-A-141</p> <p>According to the invention</p>		MYZUPE	100 g ai/ha	70 5 dat
<p>Ex. No. I-A-145</p> <p>According to the invention</p>		MYZUPE	100 g ai/ha	70 5 dat
<p>Ex. No. I-A-146</p> <p>According to the invention</p>		MYZUPE	100 g ai/ha	90 5 dat

Patentkrav

1. Forbindelser med formlen (I)



(I)

- 5 i hvilken
 Q står for oxygen eller svovl,
 V står for en rest fra rækken hydrogen, halogen, alkyl,
 halogenalkyl, alkoxy, halogenalkoxy og cyano,
 W står for en rest fra rækken hydrogen, halogen, alkyl,
 10 halogenalkyl, alkoxy, halogenalkoxy og cyano,
 X står for en rest fra rækken i givet fald substitueret
 alkyl, alkenyl, alkinyl, i givet fald af heteroatomer afbrudt
 og i givet fald substitueret, mættet eller umættet cycloalkyl,
 i givet fald af heteroatomer afbrudt og i givet fald
 15 substitueret, mættet eller umættet cycloalkylalkyl, i givet
 fald substitueret aryl, hetaryl, i givet fald substitueret
 arylalkyl, hetarylalkyl og cyano,
 Y står for en rest fra rækken hydrogen, i givet fald
 substitueret alkyl, alkenyl, alkinyl, i givet fald af
 20 heteroatomer afbrudt og i givet fald substitueret cycloalkyl,
 i givet fald af heteroatomer afbrudt og i givet fald
 substitueret cycloalkylalkyl, arylalkyl, hetarylalkyl og
 cyano,
 n står for et tal 0,1 eller 2,
 25 A står for en rest fra rækken hydrogen, i givet fald
 substitueret alkyl, alkenyl, alkinyl og i givet fald af
 heteroatomer afbrudt og i givet fald substitueret cycloalkyl
 og cycloalkyl-alkyl,
 T står for oxygen eller et elektronpar,

og deres salte.

2. Forbindelser ifølge krav 1, hvor

Q står for oxygen eller svovl,

5 V står for en rest fra rækken hydrogen, halogen,
C₁-C₄-alkyl, C₁-C₄-halogenalkyl, C₁-C₄-alkoxy,
C₁-C₄-halogenalkoxy og cyano,

W står for en rest fra rækken hydrogen, halogen,
C₁-C₄-alkyl, C₁-C₄-halogenalkyl, C₁-C₄-alkoxy,

10 C₁-C₄-halogenalkoxy og cyano,

X står for en rest fra rækken i givet fald en til flere
gange uafhængigt af hinanden af halogen, C₁-C₄-alkoxy, C₁-C₄-
alkyl-S(O)_m-, cyano, C(O)OR², CONR²R³, C(G)R² substitueret C₁-C₈-
alkyl, C₃-C₈-alkenyl, C₃-C₈-alkinyl, i givet fald en til to

15 gange uafhængigt af hinanden af O, S(O)_m, C(G)R², NR⁴ afbrudt
og i givet fald en til fire gange uafhængigt af hinanden af
halogen, C₁-C₄-alkyl, C₁-C₄-halogenalkyl, C₁-C₄-alkoxy, cyano

substitueret C₃-C₈-cycloalkyl eller C₅-C₈-cycloalkenyl, i givet
fald en til to gange uafhængigt af hinanden af O, S(O)_m,

20 C(G)R², NR⁴ afbrudt og i givet fald en til fire gange
uafhængigt af hinanden af halogen, C₁-C₄-alkyl, C₁-C₄-
halogenalkyl, C₁-C₄-alkoxy, cyano substitueret, ligekædet eller
forgrenet, C₃-C₈-cycloalkyl-C₁-C₄-alkyl eller C₅-C₈-
cycloalkenyl-C₁-C₄-alkyl, i givet fald en til tre gange

25 uafhængigt af hinanden af halogen, C₁-C₄-alkyl, C₁-C₄-
halogenalkyl, C₁-C₄-alkoxy, C₁-C₄-alkyl-S(O)_m-, C₁-C₄-
halogenalkoxy, C₁-C₄-halogenalkyl-S(O)_m-, nitro og cyano

substitueret aryl eller hetaryl, som i givet fald kan være
substitueret af en til tre gange uafhængigt af hinanden af

30 halogen, C₁-C₄-alkyl, C₁-C₄-halogenalkyl, C₁-C₄-alkoxy, C₁-C₄-
alkyl-S(O)_m-, C₁-C₄-halogenalkoxy, C₁-C₄-halogenalkyl-S(O)_m-,

nitro og cyano substitueret aryl eller hetaryl, i givet fald
en til tre gange uafhængigt af hinanden af halogen, C₁-C₄-

alkyl, C₁-C₄-halogenalkyl, C₁-C₄-alkoxy, C₁-C₄-alkyl-S(O)_m-,

35 C₁-C₄-halogenalkoxy, C₁-C₄-halogenalkyl-S(O)_m-, nitro og cyano
substitueret, ligekædet eller forgrenet aryl-C₁-C₄-alkyl,
hetaryl-C₁-C₄-alkyl,

G står for O, N-CN, N-OR²,

Y står for en rest fra rækken hydrogen, i givet fald en til flere gange uafhængigt af hinanden af halogen, C₁-C₄-alkoxy, C₁-C₄-alkyl-S(O)_m-, cyano substitueret C₁-C₆-alkyl, C₃-C₆-alkenyl, C₃-C₆-alkinyl, i givet fald en til to gange uafhængigt af hinanden af halogen, C₁-C₄-alkyl, C₁-C₄-halogenalkyl, C₁-C₄-alkoxy, cyano substitueret C₃-C₈-cycloalkyl, i givet fald en til to gange uafhængigt af hinanden af O, S(O)_m, CO, NR⁴ afbrudt og i givet fald en til fire gange uafhængigt af hinanden af halogen, C₁-C₄-alkyl, C₁-C₄-halogenalkyl, C₁-C₄-alkoxy, cyano substitueret, ligekædet eller forgrenet C₃-C₈-cycloalkyl-C₁-C₄-alkyl, i givet fald en til tre gange uafhængigt af hinanden af halogen, C₁-C₄-alkyl, C₁-C₄-halogenalkyl, C₁-C₄-alkoxy, C₁-C₄-alkyl-S(O)_m-, C₁-C₄-halogenalkoxy, C₁-C₄-halogenalkyl-S(O)_m-, nitro og cyano substitueret arylalkyl eller hetarylalkyl og cyano,

m står for et tal 0,1 eller 2,
 n står for et tal 0,1 eller 2,

A står for en rest fra rækken hydrogen, i givet fald en til flere gange uafhængigt af hinanden af halogen, C₁-C₄-alkoxy, C₁-C₄-alkyl-S(O)_m-, cyano substitueret C₁-C₆-alkyl, C₃-C₆-alkenyl, C₃-C₆-alkinyl og i givet fald en til to gange uafhængigt af hinanden af halogen, C₁-C₄-alkyl, C₁-C₄-halogenalkyl, C₁-C₄-alkoxy, cyano substitueret C₃-C₆-cycloalkyl og i givet fald en til to gange uafhængigt af hinanden af halogen, C₁-C₄-alkyl, C₁-C₄-halogenalkyl, C₁-C₄-alkoxy, cyano substitueret, ligekædet eller forgrenet C₃-C₈-cycloalkyl-C₁-C₄-alkyl,

R² står for en rest fra rækken hydrogen, i givet fald en til flere gange uafhængigt af hinanden af halogen, C₁-C₄-alkoxy, C₁-C₄-alkyl-S(O)_m-, substitueret C₁-C₈-alkyl, C₃-C₈-alkenyl, C₃-C₈-alkinyl, i givet fald en gang af O, S(O)_m, afbrudt og i givet fald en til to gange uafhængigt af hinanden af halogen, C₁-C₄-alkyl, C₁-C₄-halogenalkyl, C₁-C₄-alkoxy, cyano substitueret C₃-C₈-cycloalkyl, i givet fald en gang af O, S(O)_n, afbrudt og i givet fald en til to gange uafhængigt af hinanden af halogen, C₁-C₄-alkyl, C₁-C₄-halogenalkyl, C₁-C₄-alkoxy, cyano substitueret, ligekædet eller forgrenet C₃-C₈-cycloalkyl-C₁-C₄-alkyl, i givet fald en til tre gange

- uafhængigt af hinanden af halogen, C₁-C₄-alkyl, C₁-C₄-halogenalkyl, C₁-C₄-alkoxy, C₁-C₄-alkyl-S(O)_m-, C₁-C₄-halogenalkoxy, C₁-C₄-halogenalkyl-S(O)_m-, nitro og cyano substitueret aryl, hetaryl og i givet fald en til tre gange
- 5 uafhængigt af hinanden af halogen, C₁-C₄-alkyl, C₁-C₄-halogenalkyl, C₁-C₄-alkoxy, C₁-C₄-alkyl-S(O)_m-, C₁-C₄-halogenalkoxy, C₁-C₄-halogenalkyl-S(O)_m-, nitro og cyano substitueret, ligekædet eller forgrenet aryl-C₁-C₄-alkyl, hetaryl-C₁-C₄-alkyl,
- 10 R³ står for en rest fra rækken hydrogen, i givet fald en til flere gange uafhængigt af hinanden af halogen, C₁-C₄-alkoxy, C₁-C₄-alkyl-S(O)_m-, cyano substitueret C₁-C₆-alkyl, C₃-C₆-alkenyl, C₃-C₆-alkinyl,
- R⁴ står for en rest fra rækken hydrogen, i givet fald en til
- 15 flere gange uafhængigt af hinanden af halogen, C₁-C₄-alkoxy, C₁-C₄-alkyl-S(O)_m-, cyano substitueret C₁-C₆-alkyl, C₃-C₆-alkenyl, C₃-C₆-alkinyl, og for resterne CONR²R³ og COR², hvor der for R² og R³ gælder de ovenstående definitioner af præferenceområdet (1),
- 20 T står for oxygen eller et elektronpar, og deres salte.

3. Forbindelser ifølge krav 1, hvor

- Q står for oxygen,
- 25 V står for en rest fra rækken hydrogen, fluor, chlor, brom, methyl, ethyl, difluormethyl, trifluormethyl, methoxy, ethoxy, difluormethoxy, trifluormethoxy og cyano,
- W står for en rest fra rækken hydrogen, fluor, chlor, brom, methyl, ethyl, difluormethyl, trifluormethyl, methoxy, ethoxy,
- 30 difluormethoxy, trifluormethoxy og cyano,
- X står for en rest fra rækken i givet fald en til syv gange uafhængigt af hinanden af fluor, chlor, brom, methoxy, ethoxy, methyl-S(O)_m-, ethyl-S(O)_m-, cyano, C(O)OR², CONR²R³, C(G)R² substitueret C₁-C₆-alkyl, C₃-C₆-alkenyl, C₃-C₆-alkinyl, i givet
- 35 fald en til to gange uafhængigt af hinanden af O, S(O)_m, CO, NR⁴ afbrudt og i givet fald en til to gange uafhængigt af hinanden af fluor, chlor, brom, methyl, ethyl, trifluormethyl, methoxy, ethoxy, cyano substitueret C₃-C₆-cycloalkyl, i givet

fald en til to gange uafhængigt af hinanden af O, S(O)_m, CO, NR⁴ afbrudt og i givet fald en til to gange uafhængigt af hinanden af fluor, chlor, brom, methyl, ethyl, trifluormethyl, methoxy, ethoxy, cyano substitueret, ligekædet eller forgrenet

5 C₃-C₆-cycloalkyl-C₁-C₂-alkyl, i givet fald en til to gange uafhængigt af hinanden af fluor, chlor, brom, methyl, ethyl, difluormethyl, trifluormethyl, methoxy, ethoxy, methyl-S(O)_m-, ethyl-S(O)_n-, difluormethoxy, trifluormethoxy, trifluormethyl-S(O)_m-, difluorethyl-S(O)_m-, trifluorethyl-S(O)_m-, nitro og

10 cyano substitueret phenyl, naphtyl, pyridyl, pyrimidyl, pyridazinyl, pyrazinyl, triazinyl, furanyl, thienyl, oxazolyl, isoxazolyl, thiazolyl, isothiazolyl, pyrazolyl, imidazolyl, oxdiazolyl, thiadiazolyl, triazolyl, benzimidazolyl, imidazopyridinyl, som i givet fald kan være substitueret af en

15 til tre gange uafhængigt af hinanden af fluor, chlor, methyl, ethyl, difluormethyl, trifluormethyl, methoxy, ethoxy, methyl-S(O)_m-, ethyl-S(O)_n-, difluormethoxy, trifluormethoxy, trifluormethyl-S(O)_m-, difluorethyl-S(O)_m-, trifluorethyl-S(O)_m-, nitro og cyano substitueret phenyl, i givet fald en

20 til to gange uafhængigt af hinanden af fluor, chlor, brom, methyl, ethyl, difluormethyl, trifluormethyl, methoxy, ethoxy, Me-S(O)_m-, Et-S(O)_m-, difluormethoxy, trifluormethoxy, trifluormethyl-S(O)_m-, difluorethyl-S(O)_m-, trifluorethyl-S(O)_m-, nitro og cyano substitueret, ligekædet eller forgrenet

25 phenyl-C₁-C₂-alkyl, pyridyl-C₁-C₂-alkyl, pyrimidyl-C₁-C₂-alkyl, thiazolyl-C₁-C₂-alkyl, pyrazolyl-C₁-C₂-alkyl og cyano,

G står for O, N-OR²,

Y står for en rest fra rækken hydrogen, i givet fald en til

30 fem gange uafhængigt af hinanden af fluor, chlor, brom, methoxy, ethoxy, methyl-S(O)_m-, ethyl-S(O)_m-, cyano substitueret C₁-C₄-alkyl, C₃-C₄-alkenyl, C₃-C₄-alkinyl, i givet fald en til to gange uafhængigt af hinanden af fluor, chlor, brom, methyl, ethyl, trifluormethyl, methoxy, ethoxy, cyano substitueret C₃-C₆-cycloalkyl, i givet fald en til to gange

35 uafhængigt af hinanden af O, S(O)_m, CO, NR⁴ afbrudt og i givet fald en til fire gange uafhængigt af hinanden af fluor, chlor, brom, methyl, ethyl, trifluormethyl, methoxy, ethoxy, cyano substitueret, ligekædet eller forgrenet C₃-C₆-cycloalkyl-C₁-C₂-

alkyl, i givet fald en til to gange uafhængigt af hinanden af fluor, chlor, brom, methyl, ethyl, C₁-C₄-halogenalkyl, trifluormethyl, methoxy, ethoxy, cyano nitro og cyano substitueret aryl-C₁-C₂-alkyl eller hetaryl-C₁-C₂-alkyl og

5 cyano,

m står for et tal 0,1 eller 2,

n står for et tal 0,1 eller 2,

A står for en rest fra rækken hydrogen, i givet fald en til fem gange uafhængigt af hinanden af fluor, chlor, brom,

10 methoxy, ethoxy, methyl-S(O)_m-, ethyl-S(O)_m-, cyano substitueret C₁-C₆-alkyl, C₃-C₆-alkenyl, C₃-C₆-alkinyl og i givet fald en til to gange uafhængigt af hinanden af fluor, chlor, brom, methyl, ethyl, trifluormethyl, methoxy, ethoxy, cyano substitueret C₃-C₆-cycloalkyl og i givet fald en til to

15 gange uafhængigt af hinanden af fluor, chlor, brom, methyl, ethyl, trifluormethyl, methoxy, ethoxy, cyano substitueret, ligekædet eller forgrenet C₃-C₆-cycloalkyl-C₁-C₂-alkyl,

R² står for en rest fra rækken hydrogen, i givet fald en til fem gange uafhængigt af hinanden af fluor, chlor, brom, methoxy, ethoxy, methyl-S(O)_m-, ethyl-S(O)_m-, substitueret C₁-C₆-alkyl, C₃-C₆-alkenyl, C₃-C₆-alkinyl, i givet fald en gang af O, S(O)_m, afbrudt og i givet fald en til to gange uafhængigt af hinanden af fluor, chlor, brom, methyl, ethyl, trifluormethyl, methoxy, ethoxy, cyano substitueret C₃-C₆-cycloalkyl, i givet

25 fald en gang af O, S(O)_m, afbrudt og i givet fald en til to gange uafhængigt af hinanden af fluor, chlor, brom, methyl, ethyl, trifluormethyl, methoxy, ethoxy, cyano substitueret, ligekædet eller forgrenet C₃-C₆-cycloalkyl-C₁-C₂-alkyl, i givet fald en til to gange uafhængigt af hinanden af fluor, chlor, brom, methyl, ethyl, difluormethyl, trifluormethyl, methoxy, ethoxy,

30 methyl-S(O)_m-, ethyl-S(O)_m-, difluormethoxy, trifluormethoxy, trifluormethyl-S(O)_m-, difluorethyl-S(O)_m-, trifluorethyl-S(O)_m-, nitro og cyano substitueret phenyl eller pyridyl og i givet fald en til to gange uafhængigt af hinanden

35 af fluor, chlor, brom, methyl, ethyl, difluormethyl, trifluormethyl, methoxy, ethoxy, methyl-S(O)_m-, ethyl-S(O)_m-, difluormethoxy, trifluormethoxy, trifluormethyl-S(O)_n-, difluorethyl-S(O)_n-, trifluorethyl-S(O)_n-, nitro og cyano

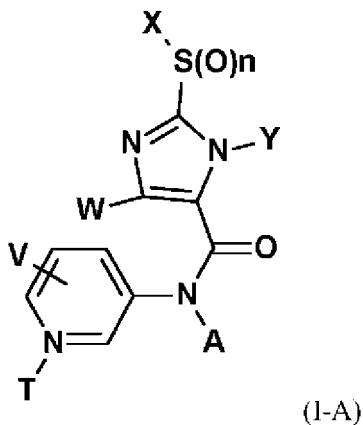
substitueret, ligekædet eller forgrenet phenyl-C₁-C₂-alkyl, pyridyl-C₁-C₂-alkyl, pyrimidyl-C₁-C₂-alkyl, thiazolyl-C₁-C₂-alkyl,

R³ står for en rest fra rækken hydrogen, i givet fald en til fem gange uafhængigt af hinanden af fluor, chlor, brom, methoxy, ethoxy, methyl-S(O)_m-, ethyl-S(O)_m-, cyano substitueret C₁-C₄-alkyl, C₃-C₄-alkenyl, C₃-C₄-alkinyl,

R⁴ står for en rest fra rækken hydrogen, i givet fald en til fem gange uafhængigt af hinanden af fluor, chlor, brom, methoxy, ethoxy, methyl-S(O)_m-, ethyl-S(O)_m-, cyano substitueret C₁-C₄-alkyl, C₃-C₄-alkenyl, C₃-C₄-alkinyl, og for resterne CONR²R³ og COR², hvor der for R² og R³ gælder de ovenstående definitioner af præferenceområdet (2),

T står for oxygen eller et elektronpar, og deres salte.

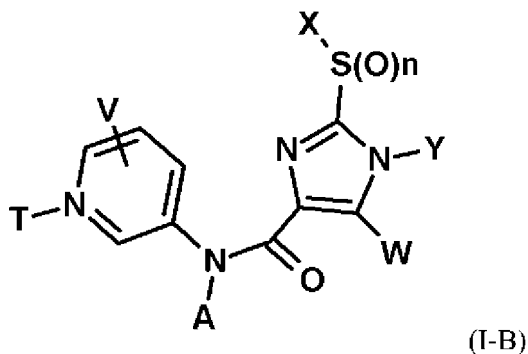
4. Forbindelser med formlen (I-A)



ifølge et af kravene 1 til 3 og deres salte.

20

5. Forbindelser med formlen (I-B)



ifølge et af kravene 1 til 3 og deres salte.

6. Forbindelser ifølge krav 4 eller 5, hvor
 V står for en rest fra rækken hydrogen, fluor, chlor,
 methyl og cyano,

5 W står for en rest fra rækken hydrogen, fluor, chlor, brom.
 methyl, ethyl og cyano,

X står for en rest fra rækken i givet fald en gang, to
 gange, tre gange, fire gange, frem gange uafhængigt af
 hinanden af fluor, chlor, brom, methoxy, ethoxy, methyl-S(O)_m-,
 10 ethyl-S(O)_m-, cyano substitueret C₁-C₆-alkyl, C₃-C₄-alkenyl, C₃-
 C₄-alkinyl, som i givet fald kan være en gang substitueret af
 grupperne C(O)OR², CONR²R³, C(G)R², i givet fald en til to gange
 uafhængigt af hinanden af O, S(O)_m, CO, NR⁴ afbrudt og i givet
 fald en til to gange uafhængigt af hinanden af fluor, chlor,
 15 methyl, ethyl, trifluormethyl, methoxy, cyano substitueret C₃-
 C₆-cycloalkyl, i givet fald en til to gange uafhængigt af
 hinanden af O, S(O)_m, CO, NR⁴ afbrudt og i givet fald en til to
 gange uafhængigt af hinanden af fluor, chlor, methyl, ethyl,
 20 trifluormethyl, methoxy, cyano substitueret C₃-C₆-cycloalkyl-
 methyl, i givet fald en til to gange uafhængigt af hinanden af
 fluor, chlor, brom, methyl, ethyl, difluormethyl,
 trifluormethyl, methoxy, ethoxy, methyl-S(O)_m-, ethyl-S(O)_m-,
 difluormethoxy, trifluormethoxy, trifluormethyl-S(O)_m-,
 difluorethyl-S(O)_m-, trifluorethyl-S(O)_m-, nitro og cyano
 25 substitueret phenyl, pyridyl, pyrimidyl, thienyl, thiazolyl,
 oxazolyl, imidazolyl, oxdiazolyl, thiadiazolyl, triazolyl,
 benzimidazolyl, imidazopyridinyl, som i givet fald kan være
 substitueret af en til to gange uafhængigt af hinanden af
 fluor, chlor, methyl, ethyl, difluormethyl, trifluormethyl,
 30 methoxy, ethoxy, methyl-S(O)_m-, ethyl-S(O)_n-, difluormethoxy,
 trifluormethoxy, trifluormethyl-S(O)_m-, difluorethyl-S(O)_m-,
 trifluorethyl-S(O)_m-, nitro og cyano substitueret phenyl, i
 givet fald en til to gange uafhængigt af hinanden af fluor,
 chlor, brom, methyl, ethyl, difluormethyl, trifluormethyl,
 35 methoxy, ethoxy, Me-S(O)_m-, Et-S(O)_m-, difluormethoxy,
 trifluormethoxy, trifluormethyl-S(O)_n-, difluorethyl-S(O)_m-,
 trifluorethyl-S(O)_m-, nitro og cyano substitueret benzyl,
 pyridyl-methyl, pyrimidyl-methyl, thiazolyl-methyl, pyrazolyl-

C₁-C₂-alkyl og cyano,
G står for O, N-OR²,
Y står for en rest fra rækken hydrogen, i givet fald en til
tre gange uafhængigt af hinanden af fluor, methoxy, ethoxy,
5 cyano substitueret methyl, ethyl, propyl, allyl, propargyl og
benzyl,
m står for et tal 0,1 eller 2,
n står for et tal 0,1 eller 2,
A står for en rest fra rækken hydrogen, i givet fald en til
10 tre gange uafhængigt af hinanden af fluor, methoxy, ethoxy,
cyano substitueret methyl, ethyl, propyl, allyl, propargyl,
cyclopropyl eller cyclopropylmethyl,
R² står for en rest fra rækken hydrogen, i givet fald en til
tre gange uafhængigt af hinanden af fluor, chlor, methoxy,
15 ethoxy, methyl-S(O)_m-, ethyl-S(O)_m-, substitueret C₁-C₆-alkyl,
C₃-C₆-alkenyl, C₃-C₆-alkinyl, i givet fald en gang af O, S(O)_m,
afbrudt og i givet fald en til to gange uafhængigt af hinanden
af fluor, chlor, methyl, ethyl, trifluormethyl, methoxy, cyano
substitueret C₃-C₆-cycloalkyl, i givet fald en gang af O,
20 S(O)_m, afbrudt og i givet fald en til to gange uafhængigt af
hinanden af fluor, chlor, methyl, ethyl, trifluormethyl,
methoxy, cyano substitueret C₃-C₆-cycloalkyl-methyl i givet
fald en til to gange uafhængigt af hinanden af fluor, chlor,
25 brom, methyl, ethyl, difluormethyl, trifluormethyl, methoxy,
ethoxy, methyl-S(O)_m-, ethyl-S(O)_m-, difluormethoxy,
trifluormethoxy, trifluormethyl-S(O)_m-, difluorethyl-S(O)_m-,
trifluorethyl-S(O)_m-, nitro og cyano substitueret phenyl eller
pyridyl og i givet fald en til to gange uafhængigt af hinanden
af fluor, chlor, brom, methyl, ethyl, difluormethyl,
30 trifluormethyl, methoxy, ethoxy, methyl-S(O)_m-, ethyl-S(O)_m-,
difluormethoxy, trifluormethoxy, trifluormethyl-S(O)_m-,
difluorethyl-S(O)_m-, trifluorethyl-S(O)_m-, nitro og cyano
substitueret benzyl, pyridyl-methyl, pyrimidyl-methyl,
thiazolyl-methyl,
35 R³ står for en rest fra rækken hydrogen, i givet fald en til
tre gange uafhængigt af hinanden af fluor, chlor, brom,
methoxy, ethoxy, methyl-S(O)_m-, ethyl-S(O)_m-, cyano
substitueret C₁-C₄-alkyl, C₃-C₄-alkenyl, C₃-C₄-alkinyl,

R⁴ står for en rest fra rækken hydrogen, i givet fald en til tre gange uafhængigt af hinanden af fluor, chlor, brom, methoxy, ethoxy, methyl-S(O)_m-, ethyl-S(O)_m-, cyano substitueret C₁-C₄-alkyl, C₃-C₄-alkenyl, C₃-C₄-alkinyl, og for

5 resterne CONR²R³ og COR², hvor der for R² og R³ gælder de ovenstående definitioner af præferenceområdet (3A),

T står for oxygen eller et elektronpar, og deres salte.

10 7. Forbindelser ifølge et af kravene 4 eller 5, hvor

V står for hydrogen og fluor,

W står for en rest fra rækken hydrogen, chlor, brom og methyl,

X står for en rest fra rækken i givet fald en til tre gange uafhængigt af hinanden af fluor, chlor, brom, methoxy, ethoxy, methylsulfanyl, ethylsulfanyl, methylsulfinyl, ethylsulfinyl, methylsulfonyl, ethylsulfonyl, substitueret methyl, ethyl, propyl, isopropyl, butyl, iso-butyl, sec.-butyl, tert.-butyl, pentyl, isopentyl, 2.2-dimethyl-propyl, hexyl, neo-hexyl,

20 allyl, methallyl, 2-butenyl, propargyl, 2-butinyll, som i givet fald kan være en gang substitueret af grupperne C(O)OR², CONR²R³, C(G)R², i givet fald en til to gange

uafhængigt af hinanden af O, S(O)_m, CO, NR⁴ afbrudt og i givet fald

25 en til to gange uafhængigt af hinanden af fluor, chlor, methyl, ethyl,

trifluormethyl, methoxy, cyano substitueret cyclopropyl, cyclobutyl, cyclopentyl,

30 cyclohexyl, i givet fald en til to gange uafhængigt af hinanden af O,

S(O)_m, CO, NR⁴ afbrudt og i givet fald en til to gange uafhængigt af hinanden af fluor, chlor, methyl, ethyl, trifluormethyl, methoxy, cyano

35 substitueret cyclopropylmethyl, cyclobutylmethyl, cyclopentylmethyl, cyclohexylmethyl, i givet fald en til to gange uafhængigt af hinanden af fluor, chlor, brom, methyl, ethyl, difluormethyl, trifluormethyl,

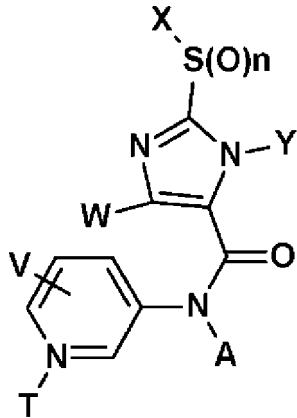
methoxy, ethoxy,
 methylsulfanyl, ethylsulfanyl, methylsulfinyl, ethylsulfinyl,
 methylsulfonyl,
 ethylsulfonyl, difluormethoxy, trifluormethoxy,
 5 trifluormethylsulfanyl,
 trifluormethylsulfinyl, trifluormethylsulfonyl,
 difluormethylsulfanyl,
 difluormethylsulfinyl, difluormethylsulfonyl,
 trifluorethylsulfanyl,
 10 trifluorethylsulfinyl trifluorethylsulfonyl, nitro og cyano
 substitueret phenyl,
 pyridyl, pyrimidyl, thienyl, thiazolyl, oxazolyl, imidazolyl,
 oxdiazolyl, thiadiazolyl, triazolyl, benzimidazolyl,
 imidazopyridinyl, som i givet fald kan være substitueret af
 15 phenyl, i givet fald en til to gange uafhængigt af hinanden
 af fluor, chlor, brom, methyl, ethyl, difluormethyl,
 trifluormethyl, methoxy,
 ethoxy, methylsulfanyl, ethylsulfanyl, methylsulfinyl,
 ethylsulfinyl, methylsulfonyl, ethylsulfonyl, difluormethoxy,
 20 trifluormethoxy, trifluormethylsulfanyl,
 trifluormethylsulfinyl, trifluormethylsulfonyl,
 difluormethylsulfanyl, difluormethylsulfinyl,
 trifluormethylsulfonyl, trifluorethylsulfanyl,
 trifluorethylsulfinyl trifluorethylsulfonyl, nitro og cyano
 25 substitueret benzyl, pyridylmethyl, pyrimidylmethyl,
 thiazolylmethyl, pyrazolyl-C₁-C₂-alkyl og cyano,
 G står for O, N-OR²,
 Y står for en rest fra rækken hydrogen, methyl, ethyl,
 propyl, difluorethyl, trifluorethyl, methoxymethyl,
 30 ethoxymethyl, cyanomethyl og benzyl,
 m står for et tal 0,1 eller 2,
 n står for et tal 0,1 eller 2,
 A står for en rest fra rækken hydrogen, methyl, ethyl,
 propyl, difluorethyl, trifluorethyl, methoxymethyl,
 35 ethoxymethyl, cyanomethyl, allyl, propargyl, cyclopropyl eller
 cyclopropyl-methyl,
 R² står for en rest fra rækken hydrogen, i givet fald en til
 tre gange

uafhængigt af hinanden af fluor, chlor, methoxy, ethoxy
 substitueret methyl,
 ethyl, propyl, isopropyl, n-butyl, iso-butyl, sec.-butyl,
 tert.-butyl, allyl, methallyl, 2-butenyl, propargyl, 2-butinyl
 5 i givet fald en gang af O, S(O)_m, afbrudt
 og i givet fald en til to gange uafhængigt af hinanden af
 fluor, chlor,
 methyl, ethyl, trifluormethyl, methoxy, cyano substitueret
 cyclopropyl, cyclobutyl, cyclopentyl, cyclohexyl, i givet fald
 10 en gang af O, S(O)_m, afbrudt og
 i givet fald en til to gange uafhængigt af hinanden af fluor,
 chlor,
 methyl, ethyl, trifluormethyl, methoxy, cyano substitueret
 cyclopropyl-methyl,
 15 cyclobutyl-methyl, cyclopentyl-methyl, cyclohexyl-methyl, i
 givet fald en til to gange uafhængigt af hinanden af fluor,
 chlor, brom, methyl, ethyl,
 difluormethyl, trifluormethyl, methoxy, ethoxy,
 methylsulfanyl, ethylsulfanyl,
 20 methylsulfinyl, ethylsulfinyl, methylsulfonyl, ethylsulfonyl,
 difluormethoxy,
 trifluormethoxy, trifluormethylsulfanyl,
 trifluormethylsulfinyl, trifluormethylsulfonyl,
 difluormethylsulfanyl, difluormethylsulfinyl,
 25 difluormethylsulfonyl, trifluorethylsulfanyl,
 trifluorethylsulfinyl trifluorethylsulfonyl, nitro og cyano
 substitueret phenyl eller pyridyl og i givet fald en til to
 gange uafhængigt af hinanden af fluor, chlor, brom, methyl,
 ethyl, difluormethyl, trifluormethyl, methoxy, ethoxy,
 30 difluormethoxy, trifluormethoxyl, nitro og cyano substitueret
 benzyl, pyridyl-methyl, pyrimidylmethyl, thiazolylmethyl,
 R³ står for en rest fra rækken hydrogen, methyl, ethyl, propyl,
 isopropyl, butyl, iso-butyl og allyl,
 R⁴ står for en rest fra rækken hydrogen, i givet fald en til
 35 tre gange uafhængigt af hinanden af fluor, methoxy, ethoxy
 eller cyano substitueret methyl, ethyl, propyl, isopropyl,
 butyl, iso-butyl, og allyl, og for resterne CONR²R³ og COR²,
 hvor der for R² og R³ gælder ovenstående definitioner af

præferenceområdet (4A),

T står for oxygen eller et elektronpar,
og deres salte.

5 8. Forbindelser med formlen (I-A)



(I-A)

ifølge krav 1, hvor

V står for hydrogen,

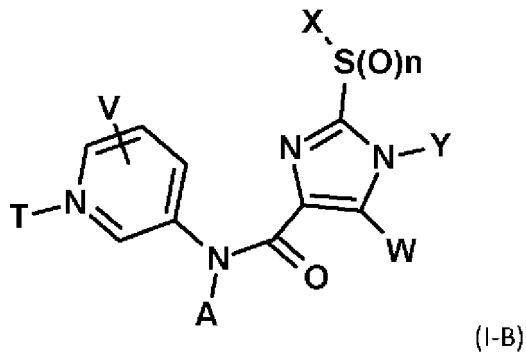
W står for en rest fra rækken hydrogen, chlor og brom og
10 foretrukket for hydrogen,

X står for en rest fra rækken, methyl, ethyl, n-butyl, n-
pentyl, n-propyl, iso-propyl, allyl, 3,3-dimethylallyl,
propargyl, cyclohexyl, tetrahydro-pyranyl, tetrahydro-
thiopyranyl, 3-oxetanyl, 5-oxa-[3.3.0]-bicyclohepatanyl,
15 methoxyethyl, methoxypropyl, ethoxyethyl, ethylthioethyl,
methylthioethyl, difluormethyl, trifluormethyl, 2,2,2-
trifluorethyl, 3,3,3-trifluorpropyl, 3-chlor-2,2,3,3-tetra-
fluorpropyl, 3-fluorpropyl, 3,3-difluorpropyl, 2,2,2-
trifluorethylthio-ethyl, methylcarbonyl-methyl, c-

20 propylcarbonyl-methyl, tert-butylcarbonyl-methyl,
methoxycarbonyl-methyl, ethoxycarbonyl-methyl,
hydroxycarbonyl-methyl, carbamoyl-methyl, N-methylcarbamoyl-

methyl, N-c-propylcarbamoyl-methyl, N,N-dimethylcarbamoyl-
methyl, 2-methoximino-propyl, cyclopropylmethyl, phenyl, 4-
25 methylphenyl, 2-nitrophenyl, 3-methylthiophenyl, 4-chlor-
phenyl, 4-fluor-phenyl, 4-tert.-butyl-phenyl, 4-methoxy-
phenyl, 4-nitrophenyl, 4-diemethylamino-phenyl, 2-fluor-
phenyl, 2-methoxy-phenyl, 2-dimethylaminosulfonyl-phenyl, 2-
dimethylaminocarbamoyl-phenyl, 3-nitrophenyl, 3-

trifluormethyl-phenyl, 3-chlor-phenyl, 2,5-dichlor-phenyl,
 3,5-dichlor-phenyl, 4-chlor-3-trifluormethyl-phenyl, 2,4,5-
 trichlor-phenyl, 2-pyridyl, 5-(2-chlor)pyridyl, 2-(5-methyl)-
 pyridyl, 2-(6-methyl)-pyridyl, 2-(3-trifluormethyl)-pyridyl,
 5 2-pyrimidyl, 2-(4-methyl)-pyrimidyl, 2-(5-methyl)-pyrimidyl,
 2-(4-methoxy)-pyrimidyl, 2-(5-fluor)-pyrimidyl, 2-(4-
 trifluormethyl)-pyrimidyl, 2-(5-trifluormethyl)-pyrimidyl,
 2-(4,6-dimethyl) pyrimidyl, 2-(4,5-dimethyl)-pyrimidyl, 2-
 (4,6-dimethoxy)-pyrimidyl, -CH₂-2-
 10 pyrimidyl, -CH₂-2-pyrazinyl, -CH₂-5-(1-methyl)-imidazolyl, -
 CH₂-3-(1-methyl)-
 pyrazolyl, -CH₂-4-pyridyl, -CH₂-2-pyridyl, -CH₂-2-(1-methyl)-
 imidazolyl, -CH₂-3-pyridyl, -CH₂-2-furanyl, -CH₂-5-(2-
 chlor)-pyridyl, benzyl, 3,4-dichlor-benzyl, 2,6-difluor-
 15 benzyl, 2-fluor-6-methoxy-benzyl, 2,6-dichlor-benzyl, 2-chlor-
 6-trifluormethyl-benzyl, 2-chlor-6-fluor-benzyl, -CH₂-2-(4,6-
 dimethoxy)-
 pyrimidyl, 2,6-dimethyl-benzyl, -CH₂-1-(3-nitro-5-methyl)-
 pyrazolyl, 2-(1-
 20 methyl)-benzimidazolyl, 2-(5-methyl)-oxiazolyl, 2-[3-methyl-
 6-(trifluormethyl)-imidazo[4.5]-pyridinyl, 3-[4-ethyl-5-
 (trifluormethyl)]-1,2,4-
 triazolyl, 3-[4-methyl-5-(trifluormethyl)]-1,2,4-triazolyl, 3-
 [4-methyl-5-
 25 (difluormethyl)]-1,2,4-triazolyl, 2-(5-phenyl)-1.3.4-
 thiadiazolyl, 2-(1-methyl-5-
 phenyl)-imidazolyl, 2-(4,5-dimethyl)-oxazolyl, 2-(1-
 methyl-5-methoxycarbonyl)-imidazolyl, 2-(1-methyl)-imidazolyl,
 1,2-ethandiyl-,
 30 Y står for methyl, ethyl og benzyl,
 n står for et tal 0 eller 2 og foretrukket for 0,
 A står for en rest fra rækken hydrogen og methyl og
 foretrukket for methyl,
 T står for et elektronpar,
 35 og deres salte
 og
 forbindelser med formlen (1-B)



ifølge krav 1, hvor

V står for hydrogen,

W står for en rest fra rækken hydrogen, chlor og brom og
5 foretrukket for hydrogen,

X står for en rest fra rækken 4,6-dimethylpyrimidyl, n-
butyl, n-pentyl, benzyl, methyl, 3-methylthiophenyl, 2,2,2-
trifluorethyl, phenyl, 4-methylphenyl, pyrimidyl,
ethylthioethyl, 2-nitrophenyl, cyclopropylmethyl og
10 foretrukket for en pyrimidyl-rest,

Y står for methyl,

n står for et tal 0 eller 2 og foretrukket for 0,

A står for en rest fra rækken hydrogen og methyl og
foretrukket for methyl,

15 T står for et elektronpar,
og deres salte.

9. Middel med et indhold af i det mindste en forbindelse
ifølge et af kravene 1 til 8 og sædvanlige strækmidler
20 og/eller overfladeaktive substanser især til bekæmpelse af
skadedyr.

10. Fremgangsmåde til bekæmpelse af skadedyr, ved hvilken
fremgangsmåde man lader i det mindste en forbindelse ifølge et
25 af kravene 1 til 8 eller et middel ifølge krav 9 indvirke på
skadedyrene og/eller deres levested, hvorved den kirurgiske,
terapeutiske og diagnostiske behandling af menneskers eller
dyrs krop er udelukket.

30 11. Anvendelse af i det mindste en forbindelse ifølge et af
kravene 1 til 8 eller et middel ifølge krav 9 til bekæmpelse

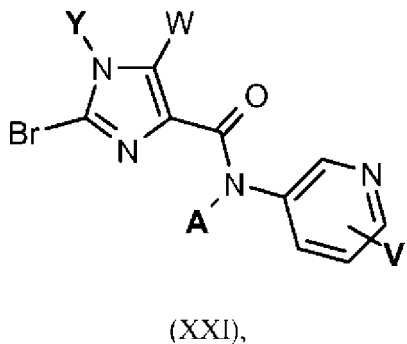
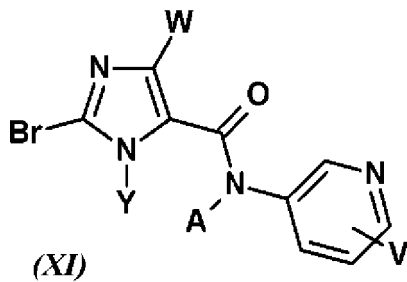
af skadedyr, hvor den kirurgiske, terapeutiske og diagnostiske behandling af menneskers eller dyrs krop er udelukket.

12. Anvendelse af i det mindste en forbindelse ifølge et af kravene 1 til 8 til beskyttelse af planters formeringsmateriale.

13. Agrokemisk formulering indeholdende i det mindste en forbindelse ifølge et af kravene 1 til 8 i biologisk virksomme indhold på mellem 0,00000001 og 98 vægt-% i forhold til vægten af den agrokemiske formulering samt strækmidler og/eller overfladeaktive stoffer.

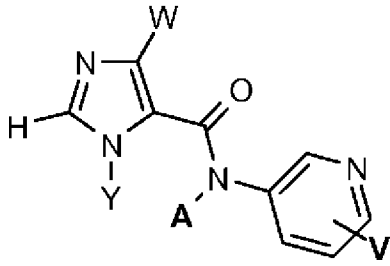
14. Agrokemisk formulering ifølge krav 13 yderligere indeholdende et yderligere agrokemisk virksomt stof.

15. Mellemprodukter med formlerne (XI) og (XXI)

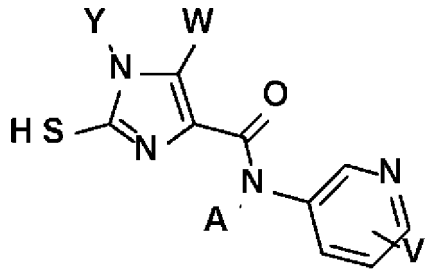


hvor resterne A, Y, V og W har betydningerne ifølge et af kravene 1 til 3 eller 6 til 8 og særligt foretrukket betydningen ifølge krav 8.

16. Mellemprodukter med formlerne (XV) og (XXII)



(XV),



(XXII),

hvor

for mellemprodukterne med formlen (XV)

V står for hydrogen,

5 W står for en rest fra rækken hydrogen, chlor og brom og foretrukket for hydrogen,

Y står for methyl, ethyl eller benzyl, og

A står for en rest fra rækken hydrogen og methyl og foretrukket for methyl, og for mellemprodukterne med formlen

10 (XXII)

V står for hydrogen,

W står for en rest fra rækken hydrogen, chlor og brom og foretrukket for hydrogen,

Y står for methyl, og

15 A står for en rest fra rækken hydrogen og methyl og foretrukket for methyl.