



US00D721592S

(12) **United States Design Patent**
Peng

(10) **Patent No.:** **US D721,592 S**

(45) **Date of Patent:** **** Jan. 27, 2015**

(54) **DISPENSER CONTAINER**

(71) Applicant: **Pandian Peng**, Shenzhen (CN)

(72) Inventor: **Pandian Peng**, Shenzhen (CN)

(**) Term: **14 Years**

(21) Appl. No.: **29/482,010**

(22) Filed: **Feb. 12, 2014**

(51) **LOC (10) Cl.** **09-01**

(52) **U.S. Cl.**

USPC **D9/602**; D9/521; D9/529

(58) **Field of Classification Search**

USPC D9/500-504, 516, 520-521, 537-559,
D9/563-566, 600, 602-604, 652, 667;
215/381-384; D21/606

See application file for complete search history.

(56) **References Cited**

U.S. PATENT DOCUMENTS

D238,906 S *	2/1976	Cone	D9/602
D326,297 S *	5/1992	Noshiro	D21/606
D424,944 S *	5/2000	Mohary et al.	D9/520
D438,801 S *	3/2001	Mohary et al.	D9/520
D446,724 S *	8/2001	Fenton et al.	D9/521
D609,098 S *	2/2010	Almstead et al.	D9/521
D612,263 S *	3/2010	Mikovsky	D6/542

D612,264 S *	3/2010	Mikovsky	D6/542
D612,741 S *	3/2010	Mikovsky	D6/542
D631,752 S *	2/2011	Kuzma et al.	D9/542
D644,525 S *	9/2011	Howell et al.	D9/521
D651,518 S *	1/2012	Padain et al.	D9/520
D663,790 S *	7/2012	Williams	D21/606

* cited by examiner

Primary Examiner — Sandra Morris

(74) *Attorney, Agent, or Firm* — Xiyan Zhang

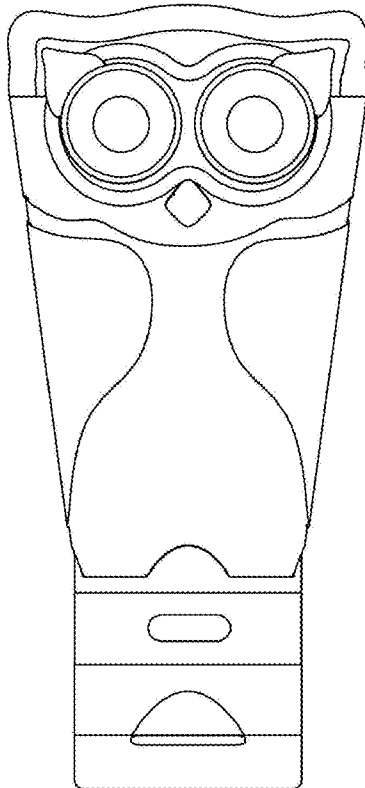
(57) **CLAIM**

The ornamental design for a dispenser container, as shown and described.

DESCRIPTION

FIG. 1 is a perspective view of one embodiment of the dispenser container showing my new design;
 FIG. 2 is a front plan view thereof;
 FIG. 3 is a back plan view thereof;
 FIG. 4 is a left plan view thereof;
 FIG. 5 is a right plan view thereof;
 FIG. 6 is a top plan view thereof;
 FIG. 7 is a bottom plan view thereof;
 FIG. 8 is a cross-sectional view taken along line 8-8 thereof; and,
 FIG. 9 is a cross-sectional view taken along line 9-9 thereof.

1 Claim, 8 Drawing Sheets



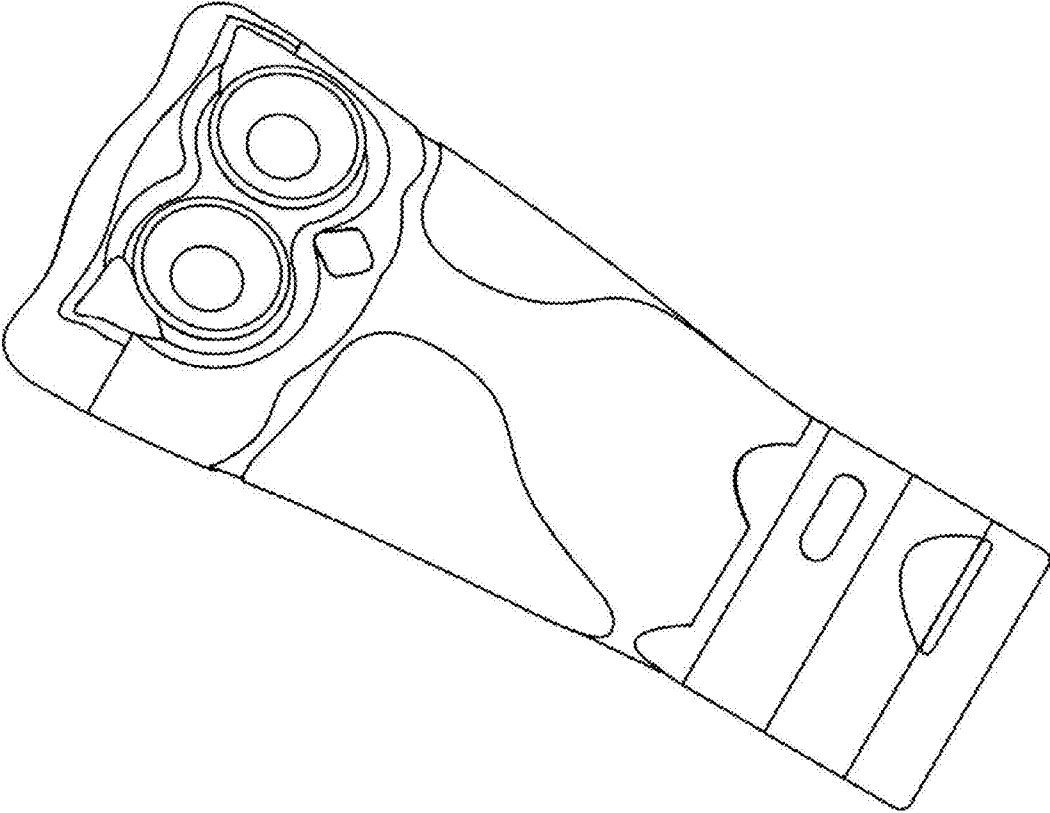


Fig. 1

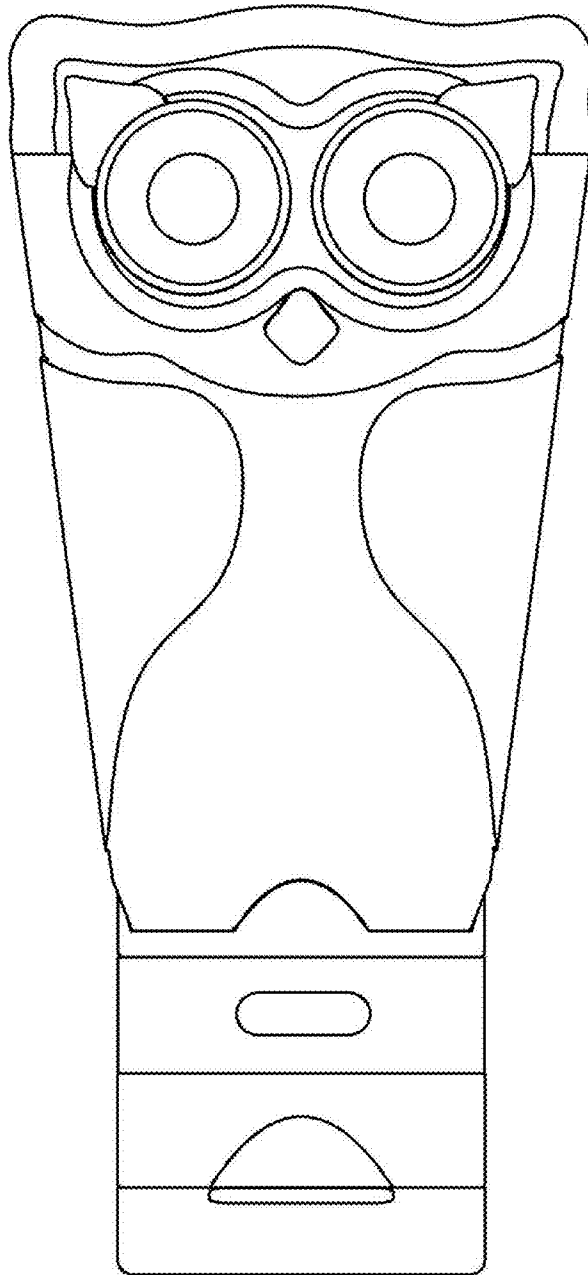


Fig. 2

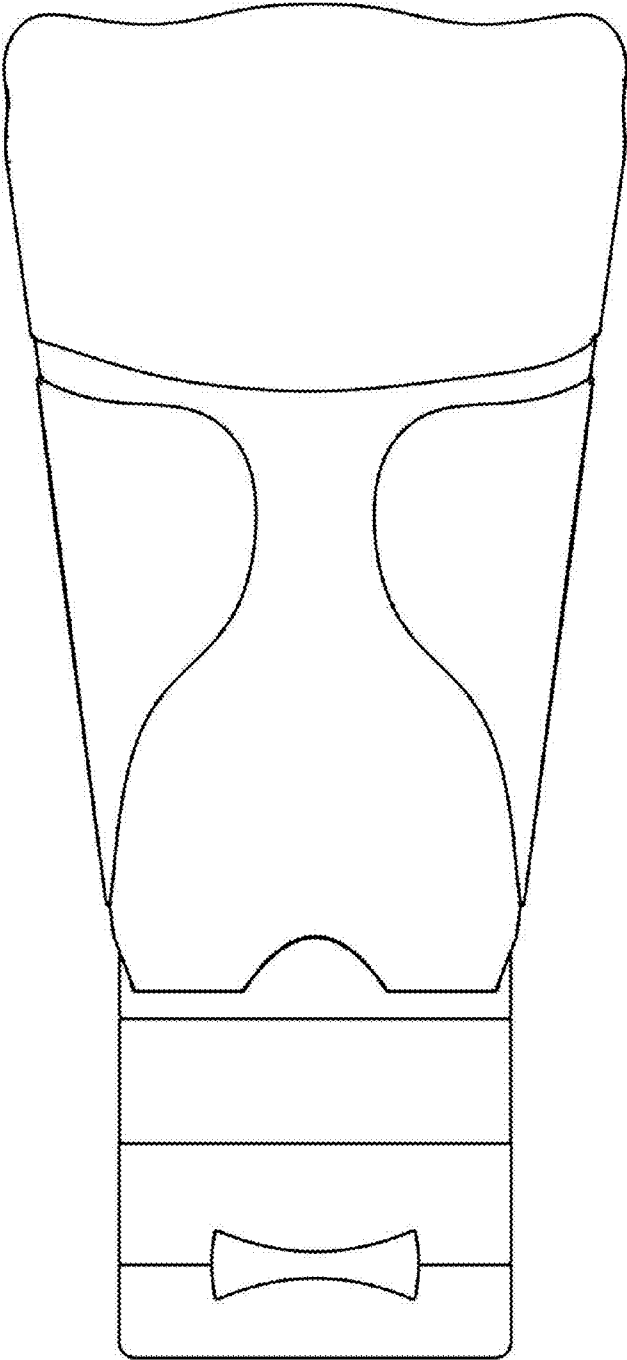


Fig. 3

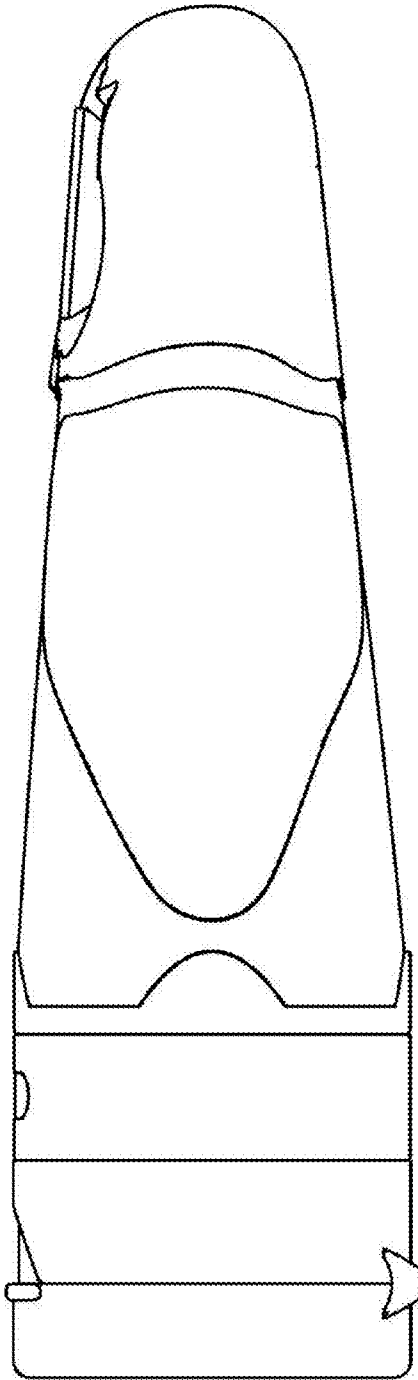


Fig. 4

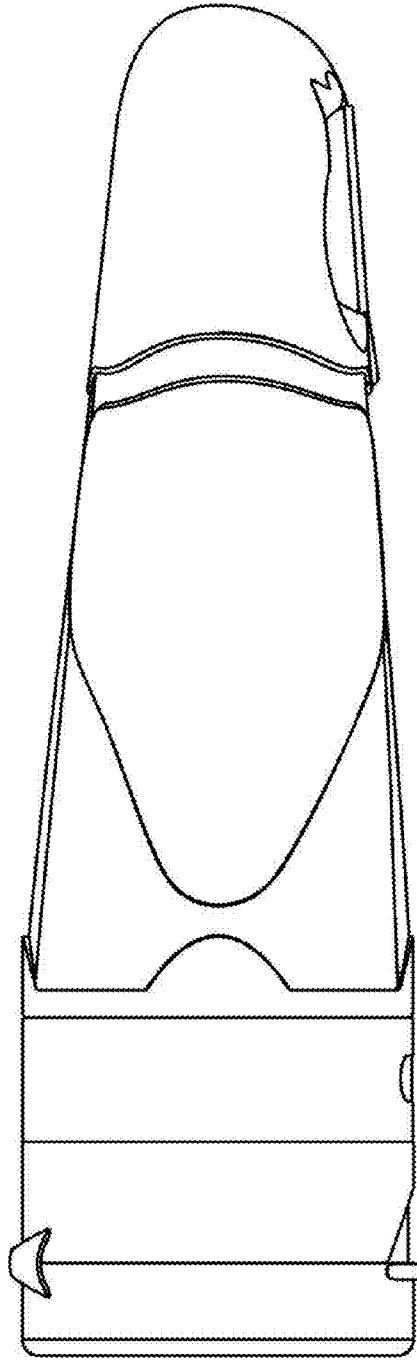


Fig. 5

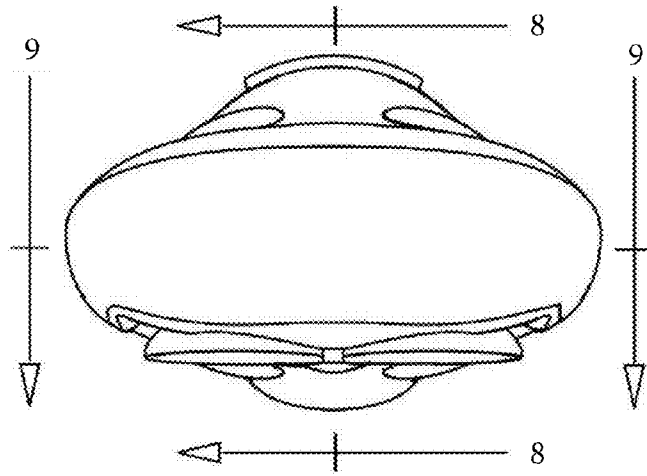


Fig. 6

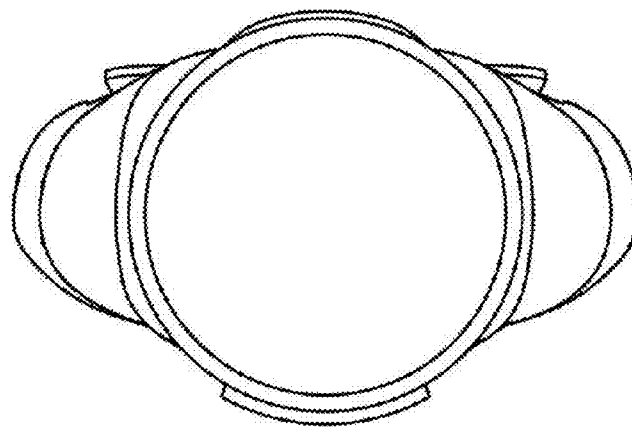


Fig. 7

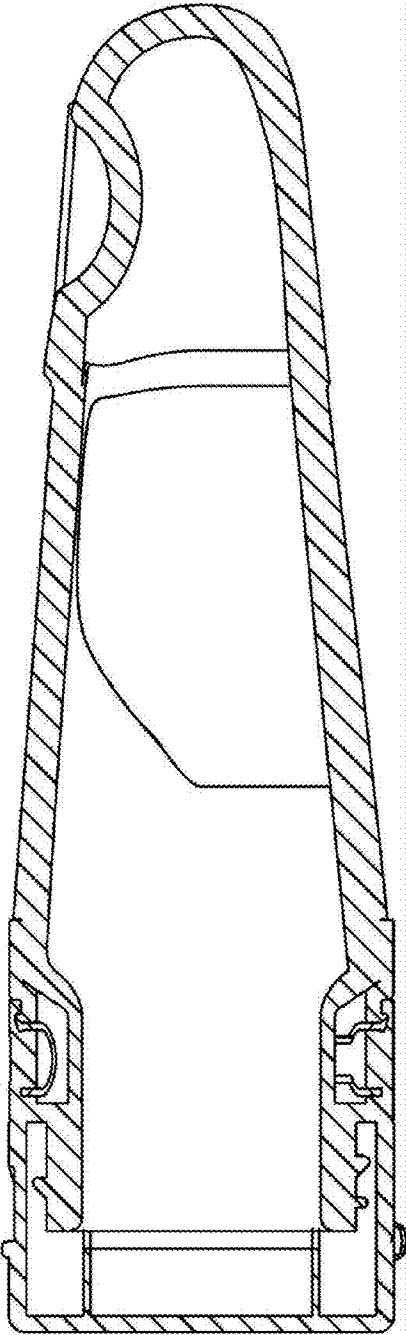


Fig. 8

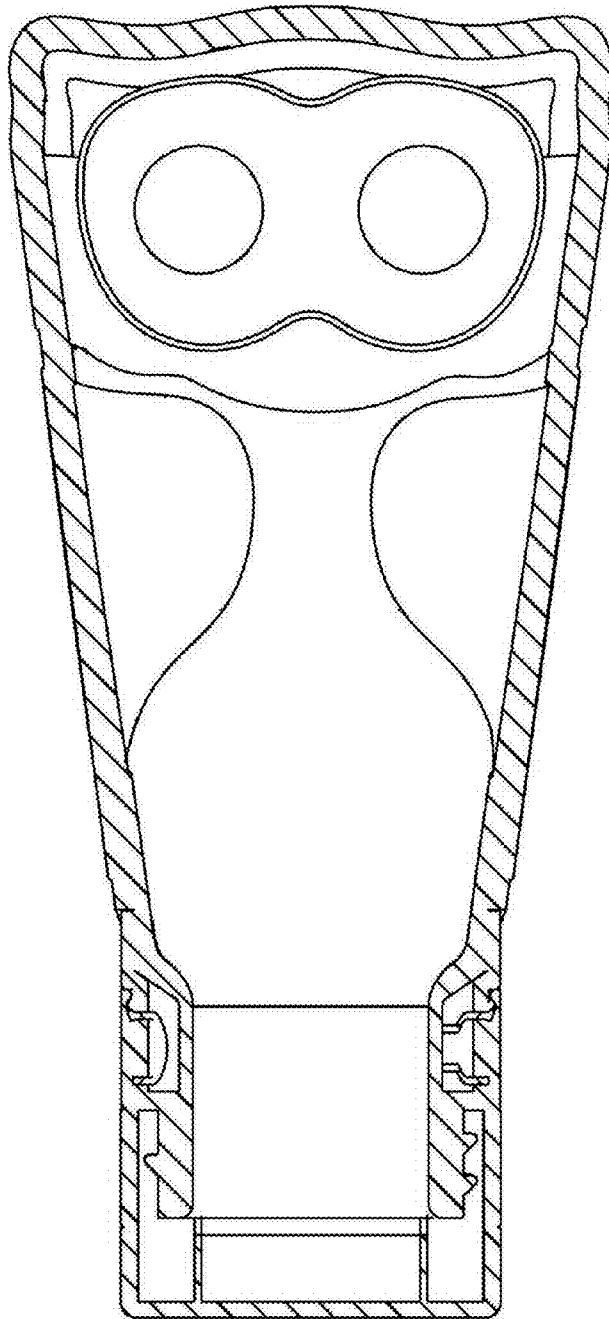


Fig. 9