



US00D789787S

(12) **United States Design Patent**
Lee et al.

(10) **Patent No.:** **US D789,787 S**
(45) **Date of Patent:** **** Jun. 20, 2017**

- (54) **BOWL FOR INSTANT NOODLES**
- (71) Applicant: **NONG SHIM CO., LTD.**, Seoul (KR)
- (72) Inventors: **Kee-Roh Lee**, Suwon-si (KR);
Myung-Sik Kim, Siheung-si (KR);
Jae-Seong Jeon, Gunpo-si (KR);
Dong-Jin Lee, Seoul (KR)
- (73) Assignee: **NONG SHIM CO., LTD.**, Seoul (KR)

6,217,918 B1	4/2001	Oh et al.	
D454,304 S	3/2002	Kim et al.	
D465,154 S *	11/2002	O'Brien	D9/428
D468,200 S	1/2003	Kim et al.	
D471,444 S	3/2003	Kim et al.	
D486,358 S *	2/2004	Dais	D7/629
D532,689 S *	11/2006	Rotta	D9/611
D541,147 S	4/2007	LaMasney	
D551,909 S	10/2007	Eide et al.	
D591,590 S	5/2009	Wilson et al.	
D597,793 S	8/2009	Krueger et al.	
D603,222 S	11/2009	Krueger et al.	

(**) Term: **15 Years**

(Continued)

(21) Appl. No.: **29/532,847**

OTHER PUBLICATIONS

(22) Filed: **Jul. 10, 2015**

NongShim Bowl Noodle Lobster Flavor, announced Mar. 2013, [online], site visited Oct. 13, 2016. Available from Internet, <URL: <http://www.bjramen.wordpress.com>>.*

Related U.S. Application Data

(Continued)

(63) Continuation-in-part of application No. 29/465,368, filed on Aug. 27, 2013, now abandoned.

Primary Examiner — Ian Simmons

(51) **LOC (10) Cl.** **09-03**

Assistant Examiner — Janice Lim

(52) **U.S. Cl.** **D9/429**
USPC **D9/429**

(74) *Attorney, Agent, or Firm* — Hauptman Ham, LLP

(58) **Field of Classification Search**
USPC D7/608, 641; D9/416, 417, 425, 428,
D9/429, 431; 206/499, 501, 502, 821;
220/625, 656, 669, 670, 674; 229/123.1,
229/123.3, 125.35, 125.33, 400-407, 915,
229/939

(57) **CLAIM**

The ornamental design for a bowl for instant noodles, as shown and described.

CPC B65D 1/26; B65D 1/40; B65D 81/3453;
B65D 2581/34; B65D 2581/3404; B65D
2581/3456

DESCRIPTION

See application file for complete search history.

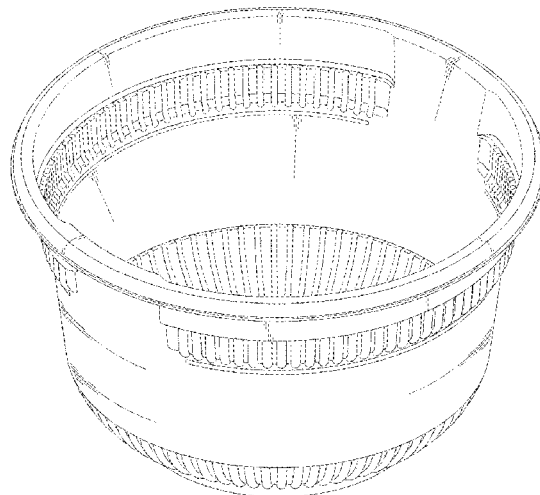
FIG. 1 is a perspective view of a bowl for instant noodles, showing our new design;
FIG. 2 is a front view thereof;
FIG. 3 is a rear view thereof;
FIG. 4 a left side view thereof;
FIG. 5 is a right side view thereof;
FIG. 6 is a top plan view thereof; and,
FIG. 7 is a bottom plan view thereof.
The broken line portions show unclaimed subject matter only and form no part of the claimed design.

(56) **References Cited**

U.S. PATENT DOCUMENTS

D192,485 S	9/1962	Eicholtz
D221,838 S	9/1971	Fraser
D415,025 S	10/1999	McCann
D426,427 S	6/2000	Rubbright et al.
6,175,105 B1	1/2001	Rubbright et al.

1 Claim, 7 Drawing Sheets



(56)

References Cited

U.S. PATENT DOCUMENTS

D606,406	S	*	12/2009	Takata	D9/428
D612,732	S	*	3/2010	Takata	D9/428
D638,290	S		5/2011	Cimmerer et al.		
D649,035	S		11/2011	Riales		
D651,866	S		1/2012	Smyers		
D651,892	S		1/2012	Riales		
D651,895	S		1/2012	Cimmerer et al.		
D652,266	S	*	1/2012	Smyers	D7/630
D665,663	S		8/2012	Krupa		
D677,578	S	*	3/2013	Sina	D9/428
D684,857	S		6/2013	Zhen		
D689,730	S	*	9/2013	Goto	D7/354
D697,801	S		1/2014	Rapparini		
2008/0197046	A1		8/2008	So et al.		
2010/0147848	A1	*	6/2010	Rider, Jr.	B65D 43/021 220/203.09

OTHER PUBLICATIONS

U.S. Office Action for U.S. Appl. No. 29/465,368 dated Mar. 13, 2015.

* cited by examiner

FIG. 1

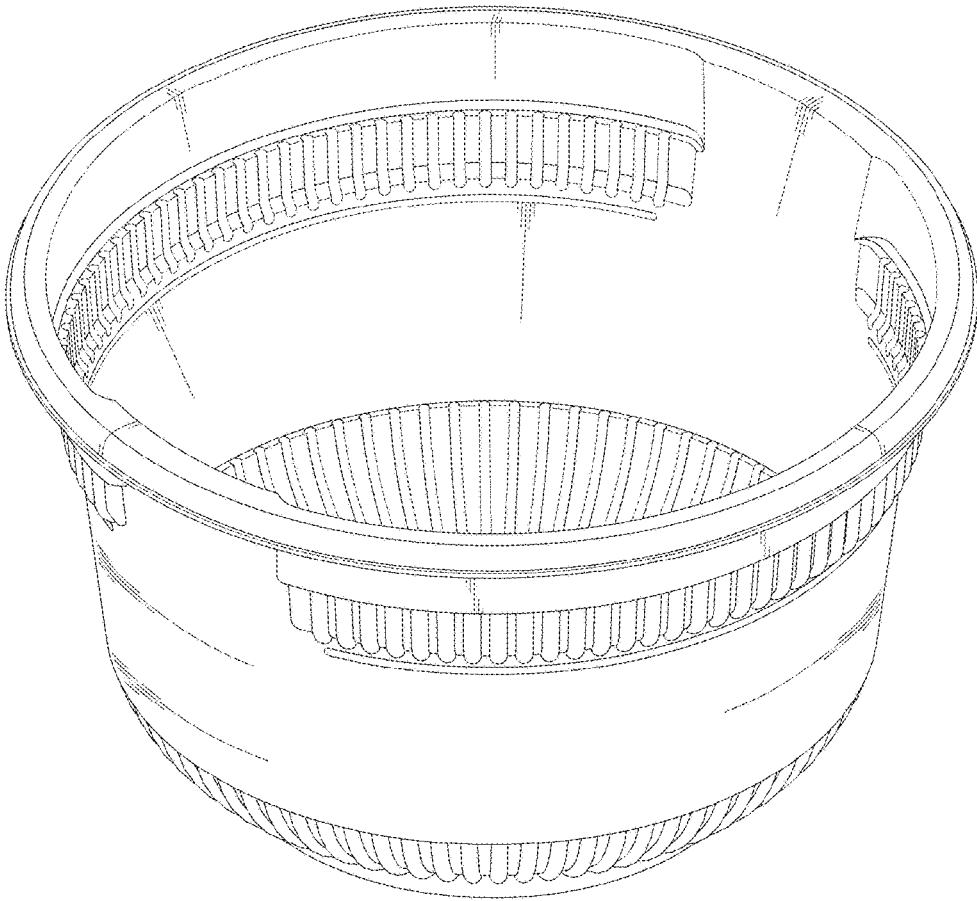


FIG. 2

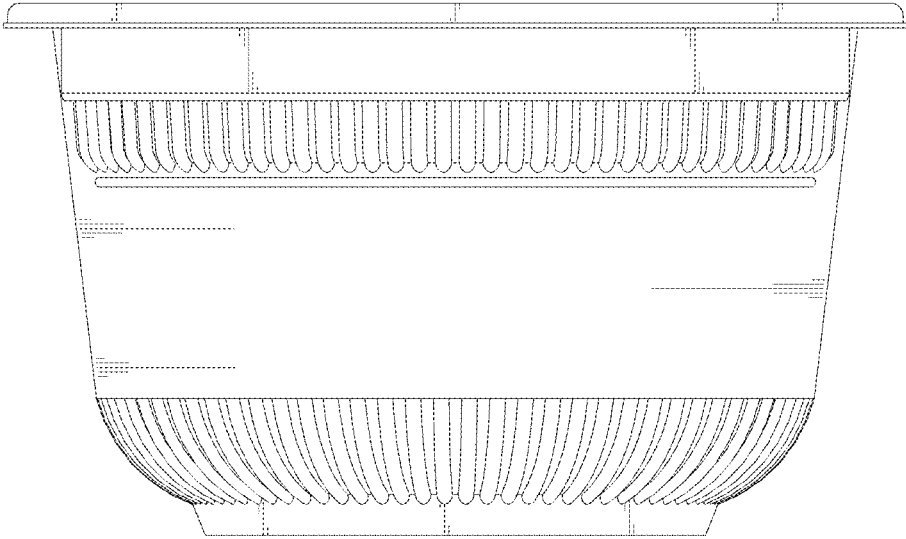


FIG. 3

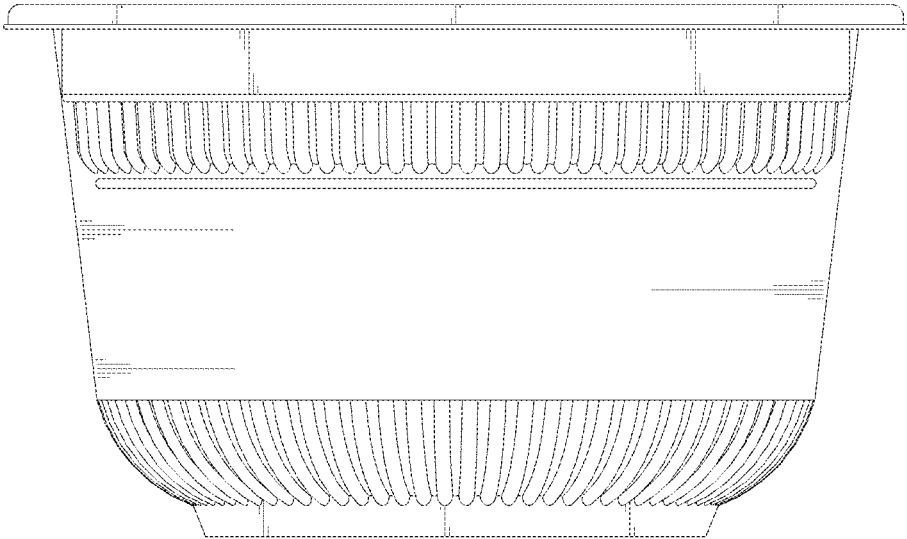


FIG. 4

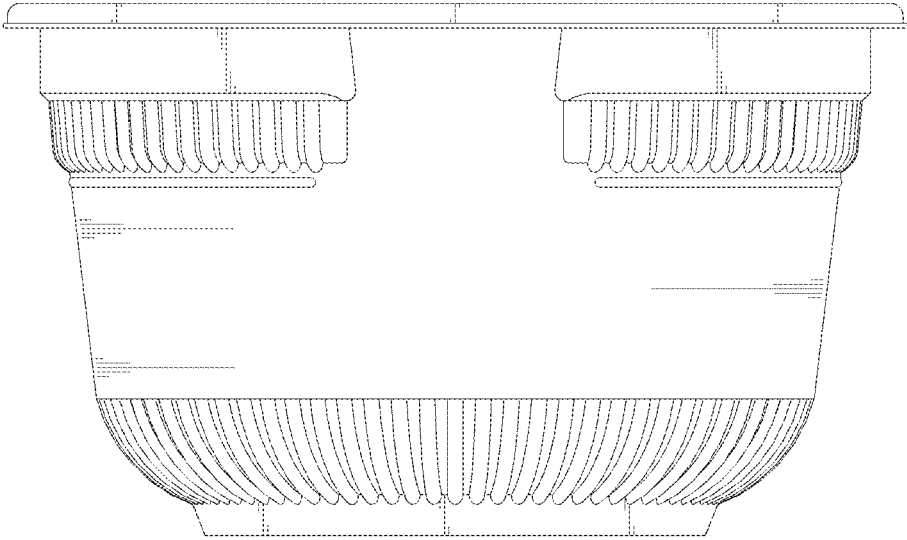


FIG. 5

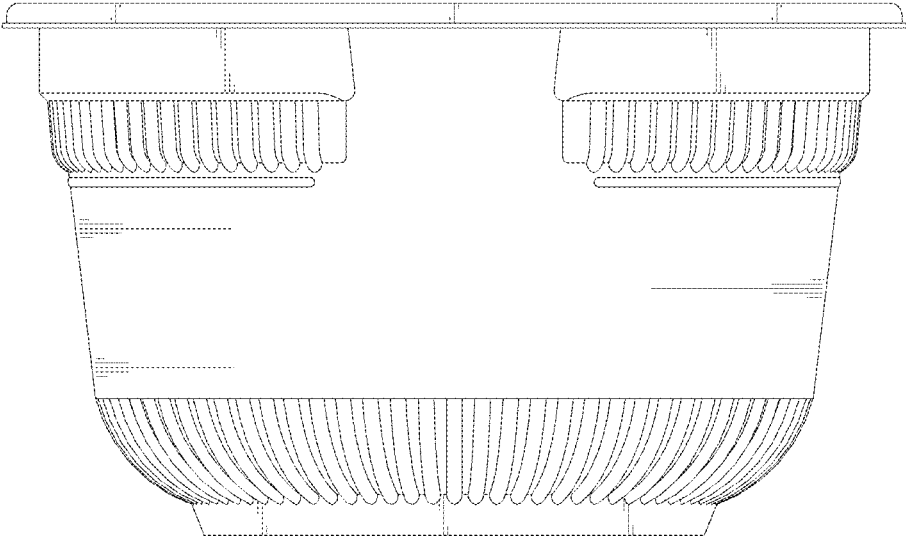


FIG. 6

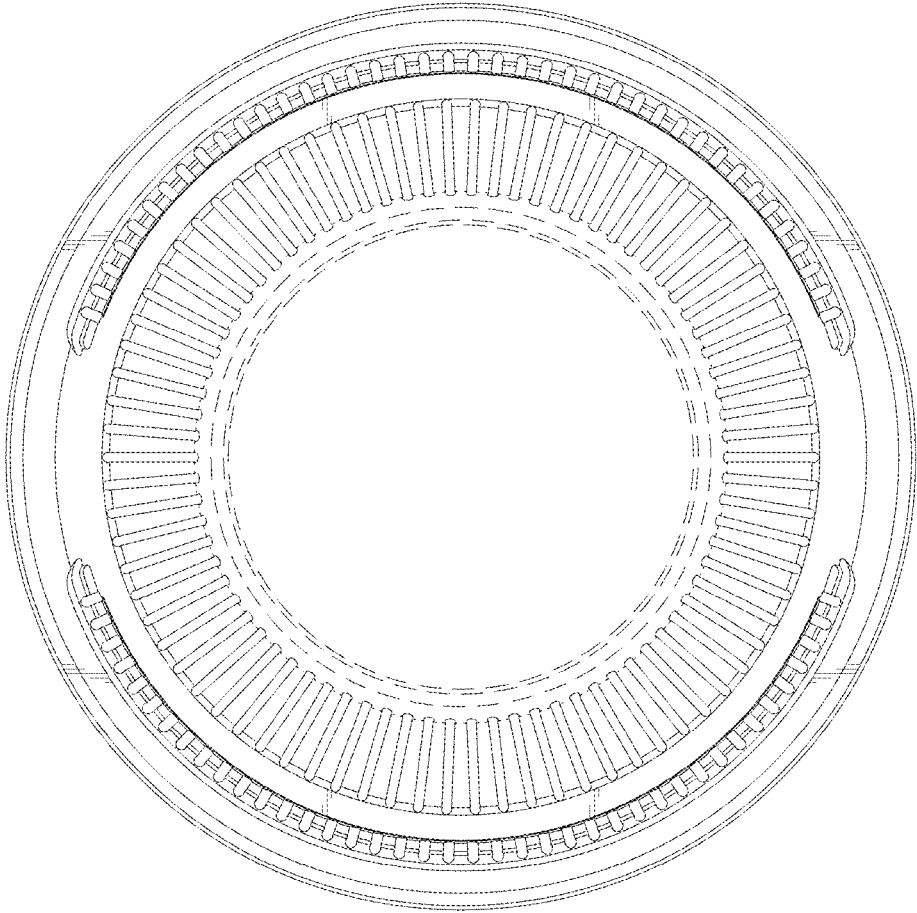


FIG. 7

