



US00D803986S

(12) **United States Design Patent**
Schoenherr et al.

(10) **Patent No.:** **US D803,986 S**

(45) **Date of Patent:** **** Nov. 28, 2017**

(54) **FAUCET**

(71) Applicant: **Hansgrohe SE**, Schiltach (DE)

(72) Inventors: **Tom Schoenherr**, Stuttgart (DE);
Yunwei Zhu, Stuttgart (DE); **Jonas Hänel**, Stuttgart (DE)

(73) Assignee: **Hansgrohe SE**, Schiltach (DE)

(**) Term: **15 Years**

(21) Appl. No.: **29/585,585**

(22) Filed: **Nov. 28, 2016**

(30) **Foreign Application Priority Data**

May 31, 2016 (EM) 003164383-0001

(51) **LOC (10) Cl.** **23-01**

(52) **U.S. Cl.**
USPC **D23/238**

(58) **Field of Classification Search**
USPC D23/238-242, 249-250, 252, 254-255,
D23/257; D8/307-308
CPC Y10T 137/9464
See application file for complete search history.

(56) **References Cited**

U.S. PATENT DOCUMENTS

D540,914 S * 4/2007 Haug D23/235
D592,281 S * 5/2009 Eilmus D23/252

D594,936 S 6/2009 Schoenherr et al.
D596,715 S * 7/2009 Haug D23/254
D684,666 S 6/2013 Lord
D739,504 S * 9/2015 Standefer D23/255
D795,393 S * 8/2017 Fritz D23/238
D797,258 S * 9/2017 Schaubach D23/255
D797,895 S * 9/2017 Schaubach D23/252

FOREIGN PATENT DOCUMENTS

EM 000863063-0002 1/2008
EM 002502823-0001 7/2014

* cited by examiner

Primary Examiner — Robert A Delehanty

(74) *Attorney, Agent, or Firm* — Lora J. Graentzdoerffer

(57) **CLAIM**

The ornamental design for a faucet, as shown and described.

DESCRIPTION

FIG. 1 is a perspective view of a faucet showing our design;
FIG. 2 is a front elevation view;
FIG. 3 is a rear elevation view;
FIG. 4 is side elevation view;
FIG. 5 is a top plan view; and,
FIG. 6 is a bottom plan view.

The broken-line disclosure in the view represents a portion of the faucet in which the claimed design is embodied, but which forms no part of the claimed design.

1 Claim, 6 Drawing Sheets

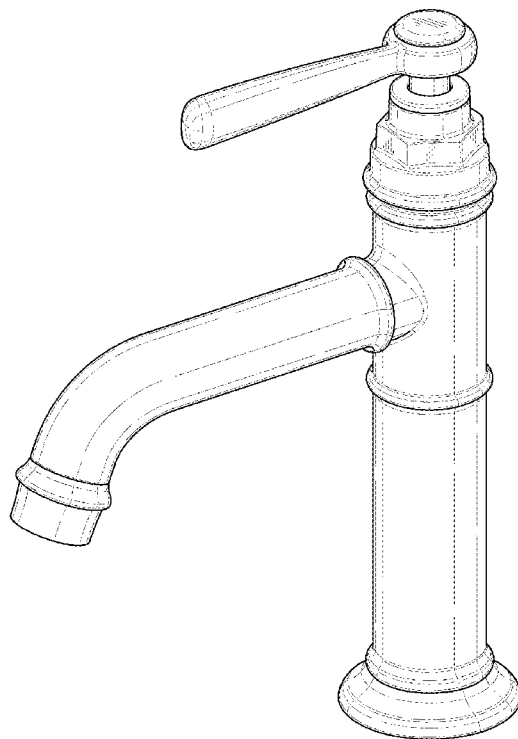


FIG. 1

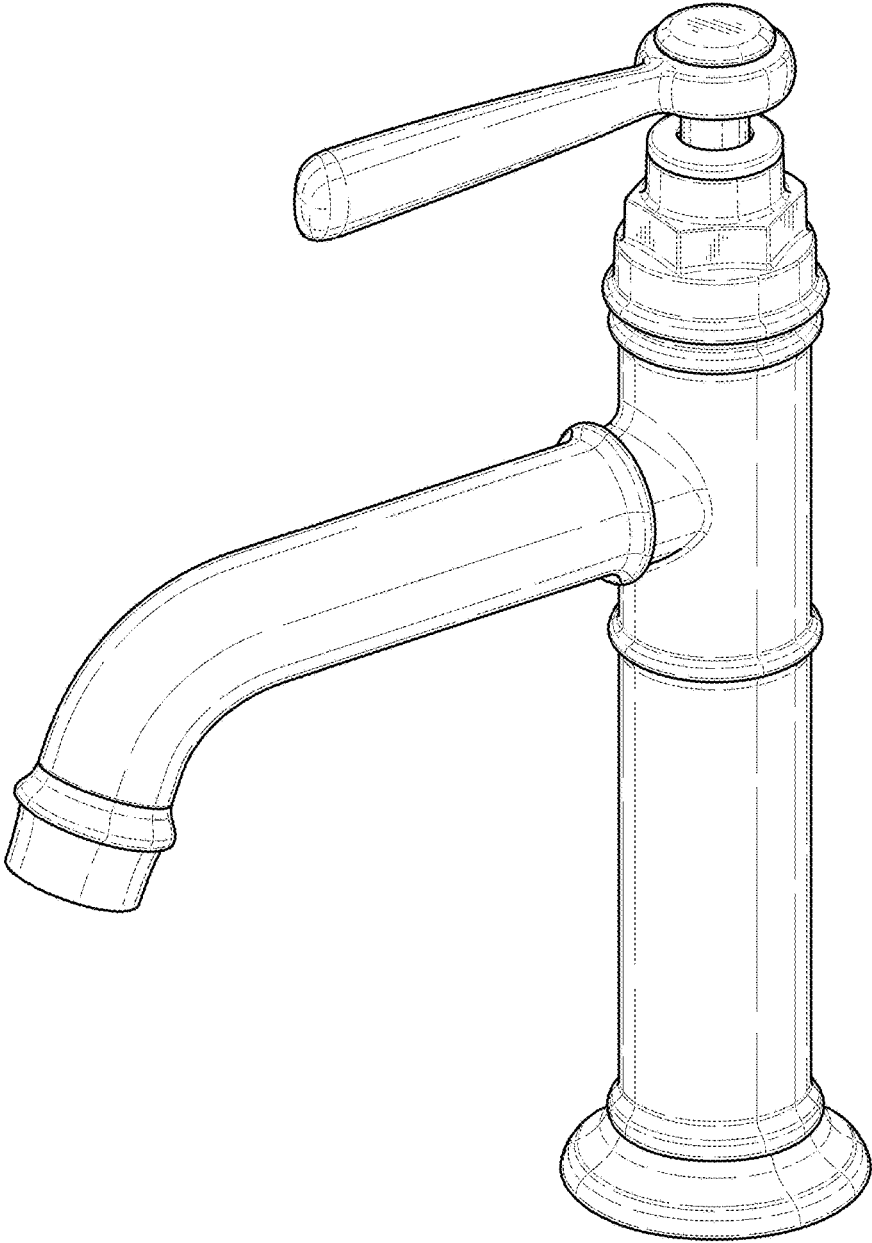


FIG. 2

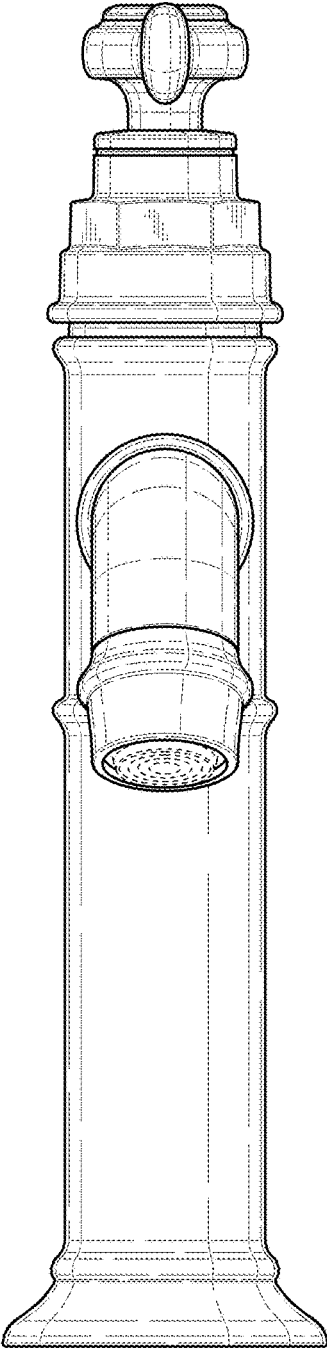


FIG. 3

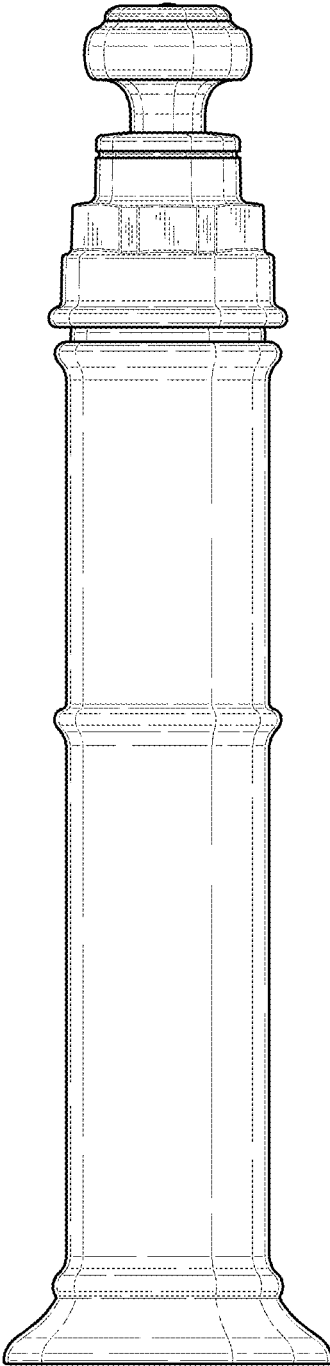


FIG. 4

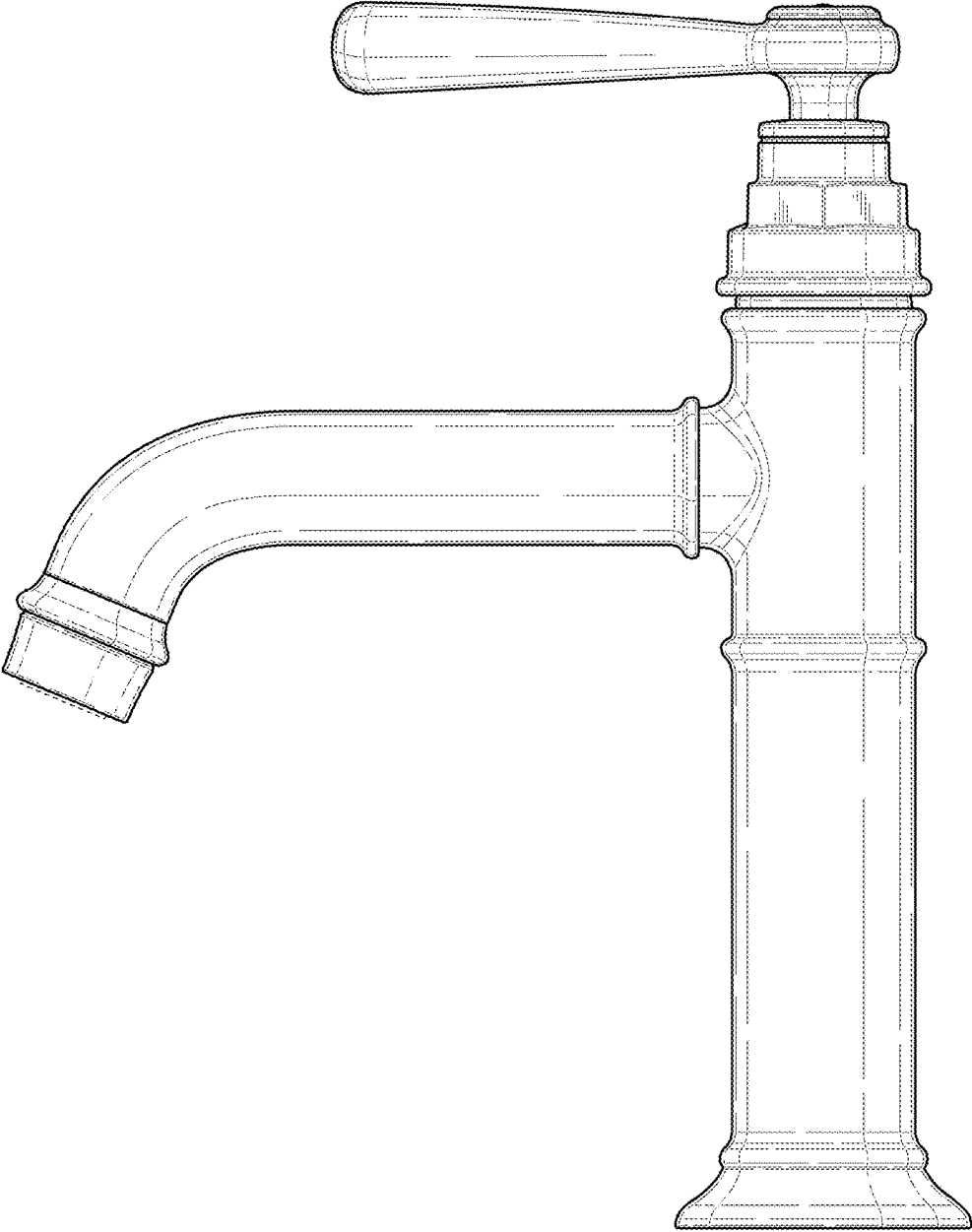


FIG. 5

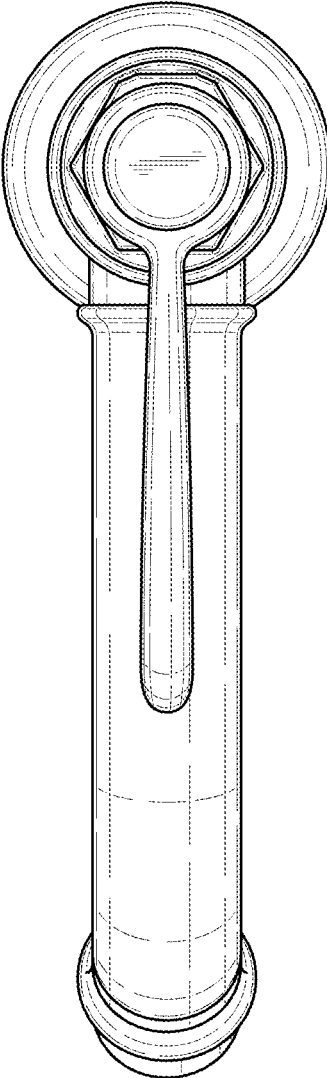


FIG. 6

