



US00D831990S

(12) **United States Design Patent**  
**Lu**

(10) **Patent No.:** **US D831,990 S**

(45) **Date of Patent:** **\*\* Oct. 30, 2018**

(54) **INFLATABLE STOOL**  
(71) Applicant: **Winnie Lu**, Newport Coast, CA (US)  
(72) Inventor: **Winnie Lu**, Newport Coast, CA (US)  
(\*\*) Term: **15 Years**

D661,762 S \* 6/2012 Galinski ..... D21/826  
D672,182 S \* 12/2012 Mischak ..... D6/601  
D764,189 S \* 8/2016 Edwards ..... D6/349  
D790,238 S \* 6/2017 Little ..... D6/349  
D805,812 S \* 12/2017 Zanki ..... D6/601

(21) Appl. No.: **29/598,084**  
(22) Filed: **Mar. 23, 2017**  
(51) **LOC (11) Cl.** ..... **06-01**  
(52) **U.S. Cl.**  
USPC ..... **D6/349**  
(58) **Field of Classification Search**  
USPC ..... D6/334, 336, 349-353, 360, 364-367,  
D6/371-373, 374, 403-405, 601,  
D6/691-691.9, 692-692.6, 716-716.3  
CPC .... A47B 7/00; A47B 7/02; A47B 9/00; A47B  
13/02; A47B 23/00; A47B 39/00; A47C  
3/18; A47C 3/20; A47C 7/002; A47C  
7/18; A47C 9/002; A47C 9/007; A47C  
9/02; A47C 9/025; A47C 9/08; A47C  
11/00; A47C 12/00; A47C 13/00; A47C  
16/02; A47C 16/04  
See application file for complete search history.

**OTHER PUBLICATIONS**

Aussie Plane Pal inventor defends product in 'copycat' spat. [online] Published on Jan. 28, 2018. Retrieved Feb. 9, 2018 from URL: <http://www.smh.com/au/small-business/entrepreneur/copycat-claims-against-australiane-plane-pal-inventor-20171221-h08gyv.html>.  
The Original Fly Tot. [online] Published on Nov. 10, 2016. Retrieved Feb. 9, 2018 from URL: <https://www.fly-tot.com/the-original-fly-tot>.  
Plane Pal Pillow Only. [online] Retrieved Feb. 9, 2018 from URL: <https://www.planepal.com.au/collections/online-shop/products/plane-pal-pillow-only>.

\* cited by examiner

*Primary Examiner* — Vy N Koenig

(57) **CLAIM**

The ornamental design for an inflatable stool, as shown.

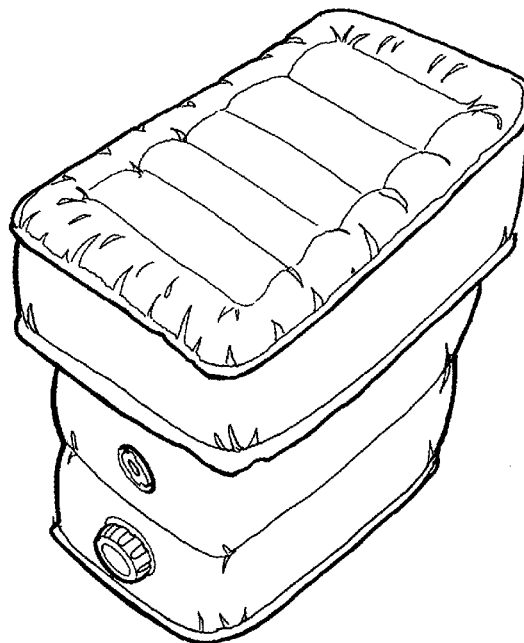
**DESCRIPTION**

FIG. 1 is a perspective view of an inflatable stool showing my new design;  
FIG. 2 is a front view thereof;  
FIG. 3 is a rear view thereof;  
FIG. 4 is a left side view thereof;  
FIG. 5 is a right side view thereof; and,  
FIG. 6 is a top view thereof.

**1 Claim, 6 Drawing Sheets**

(56) **References Cited**  
U.S. PATENT DOCUMENTS

D257,309 S \* 10/1980 Kroll ..... D6/601  
D367,390 S \* 2/1996 Johnston ..... D6/596  
D464,225 S \* 10/2002 Boso ..... D6/604  
D514,860 S \* 2/2006 Torres ..... D6/604  
D612,630 S \* 3/2010 Coleman ..... D6/393



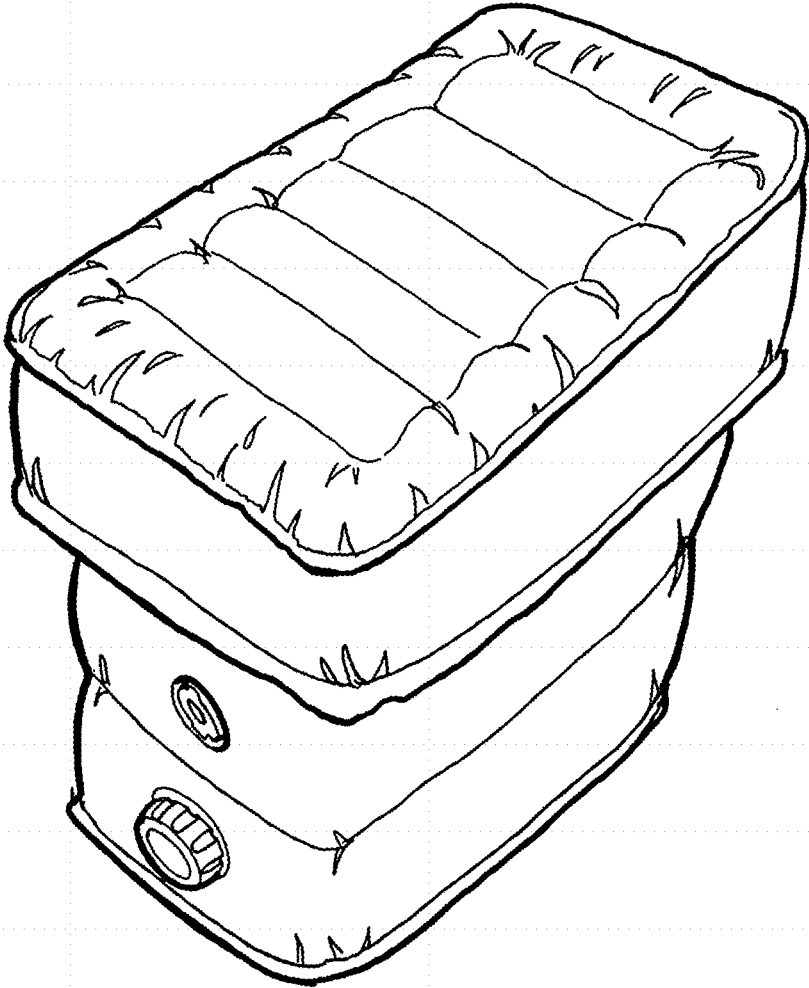


FIG. 1

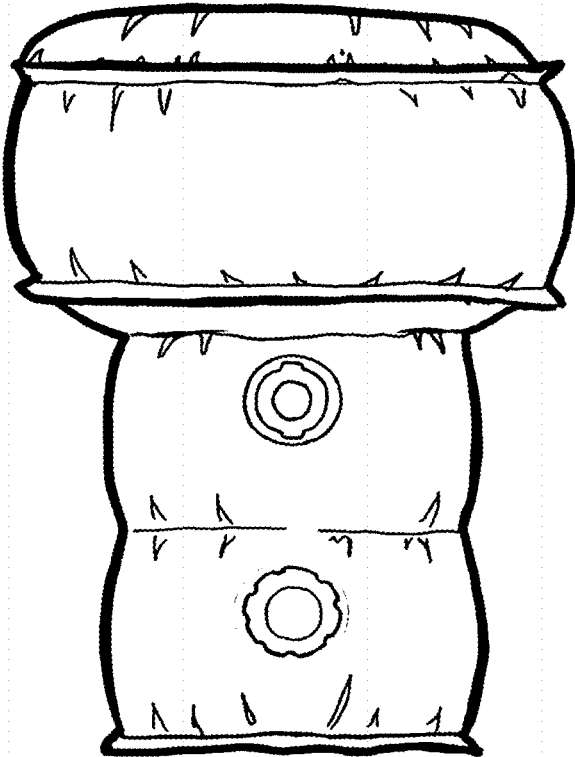


FIG. 2

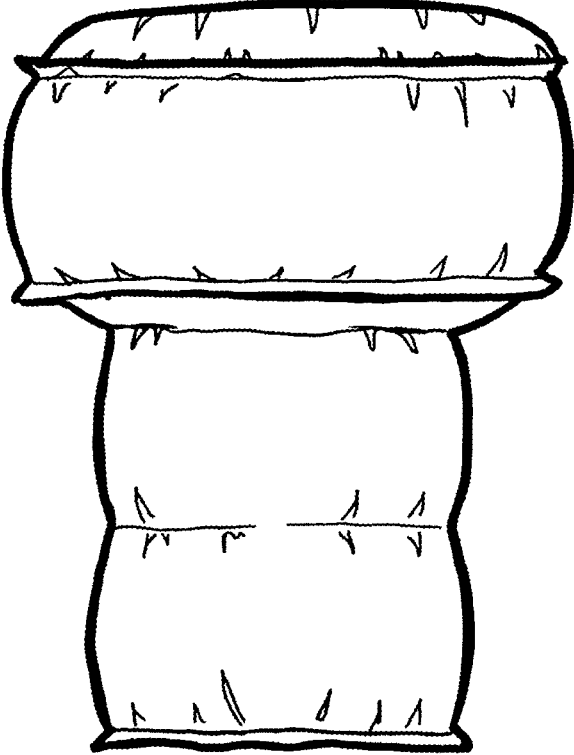


FIG. 3

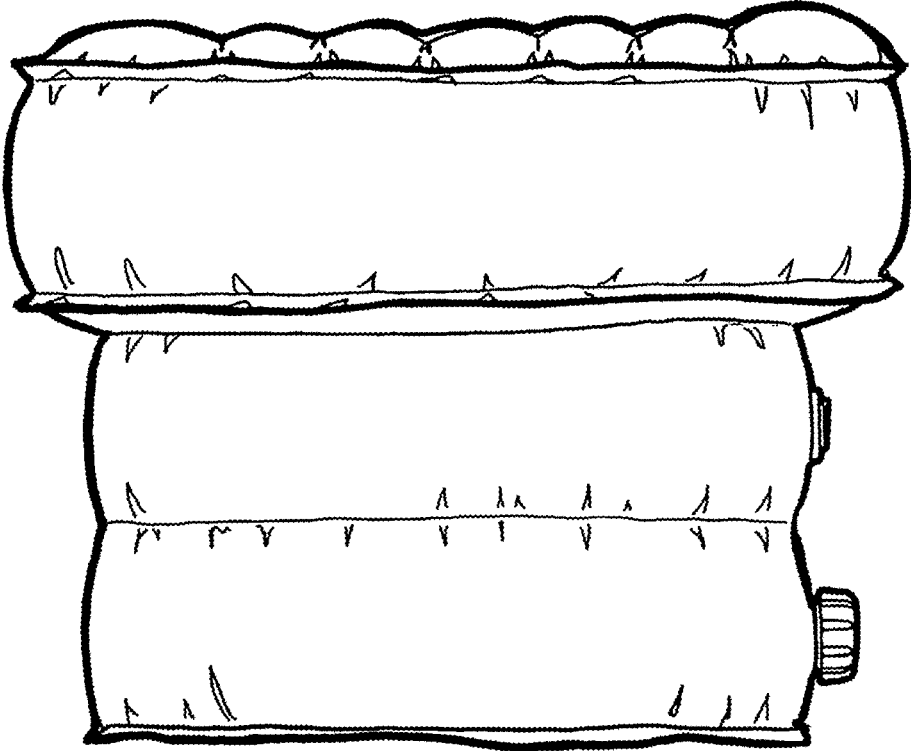


FIG. 4

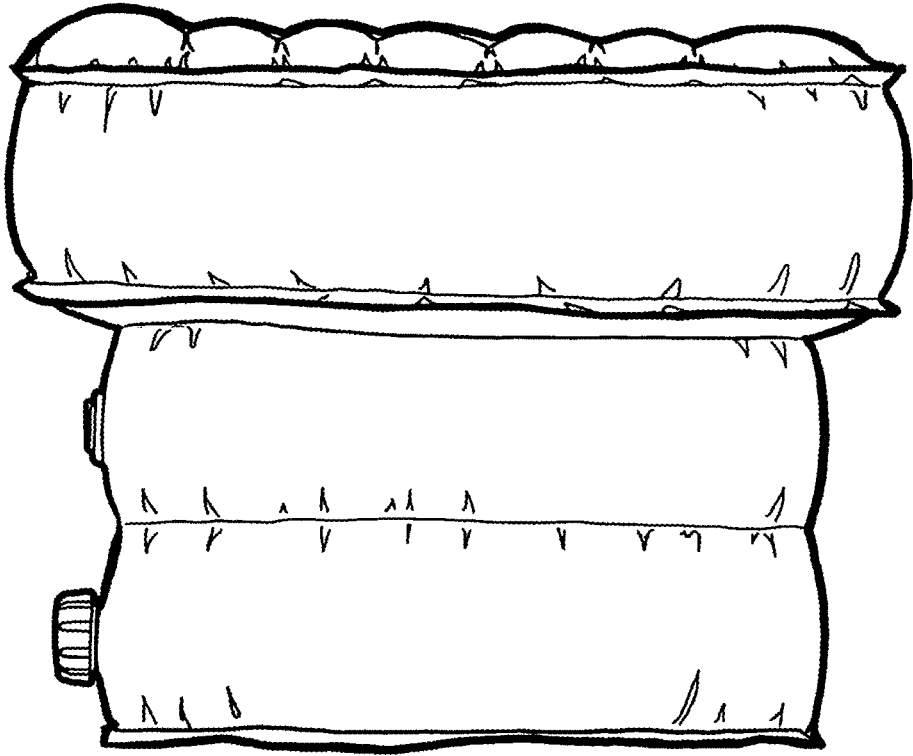


FIG. 5

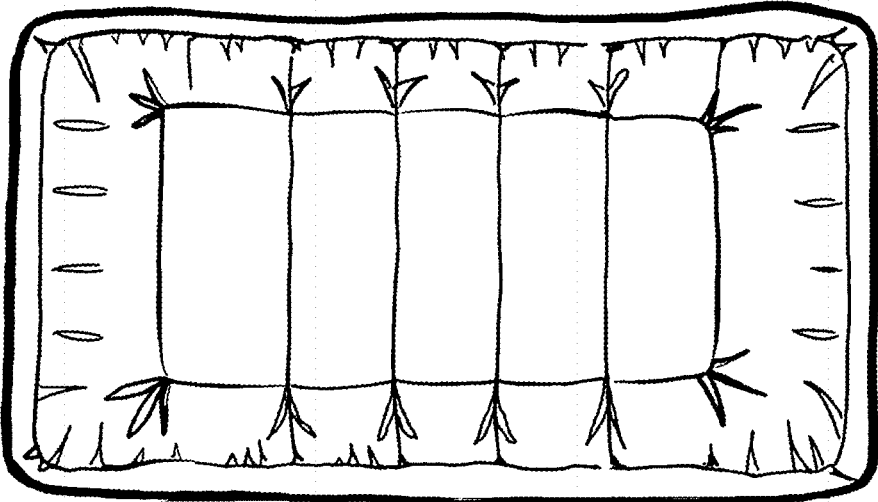


FIG. 6