



US00D925124S

(12) **United States Design Patent**  
**Huang**

(10) **Patent No.:** **US D925,124 S**

(45) **Date of Patent:** **\*\* Jul. 13, 2021**

- (54) **ELECTRIC SHAVER**
- (71) Applicant: **GUANGDONG HUANENGDA ELECTRONIC APPLIANCES CO., LTD, Jieyang (CN)**
- (72) Inventor: **Minxun Huang, Jieyang (CN)**
- (73) Assignee: **GUANGDONG HUANENGDA ELECTRONIC APPLIANCES CO., LTD, Jieyang (CN)**

D844,243	S	*	3/2019	Chen	.....	D28/50
D844,246	S	*	3/2019	Yan	.....	D28/54
D856,583	S	*	8/2019	Chen	.....	D28/50
D858,880	S	*	9/2019	Lu	.....	D28/50
D858,881	S	*	9/2019	Lu	.....	D28/50
D861,986	S	*	10/2019	Wang	.....	D28/50
D902,486	S	*	11/2020	Andersson	.....	D28/50
D903,195	S	*	11/2020	Zhou	.....	D28/50
2012/0227266	A1	*	9/2012	Meijer	.....	B26B 19/14 30/41.6
2016/0346942	A1	*	12/2016	Winters	.....	B26B 19/143
2017/0203450	A1	*	7/2017	Hitson	.....	B26B 19/3853
2020/0361103	A1	*	11/2020	Pauw	.....	B26B 19/143

(\*\*) Term: **15 Years**

**OTHER PUBLICATIONS**

(21) Appl. No.: **29/766,381**

<https://www.powerplanetonline.com/xiaomi-mi-electric-shaver-s500-black> Xiaomi Mi Electric Shaver, 1 page, reviewed Jul. 2020 (Year: 2020).\*

(22) Filed: **Jan. 15, 2021**

(51) **LOC (13) Cl.** ..... **28-03**

(52) **U.S. Cl.**

USPC ..... **D28/50**

(58) **Field of Classification Search**

USPC ..... **D28/50**

CPC ..... **B26B 19/14-18; B26B 19/3853-388**

See application file for complete search history.

\* cited by examiner

*Primary Examiner* — Jennifer Rivard

(57) **CLAIM**

The ornamental design for an electric shaver, as shown and described.

(56) **References Cited**

**DESCRIPTION**

**U.S. PATENT DOCUMENTS**

D250,210	S	*	11/1978	Takagi	.....	D28/50
D250,212	S	*	11/1978	Takagi	.....	D28/50
D326,738	S	*	6/1992	Mauro	.....	D28/50
D326,930	S	*	6/1992	Mauro	.....	D28/50
D334,443	S	*	3/1993	Rams	.....	D28/50
D544,999	S	*	6/2007	Prat-Pfister	.....	D28/50
D546,001	S	*	7/2007	McLachlan	.....	D28/50
D604,013	S	*	11/2009	Qiu	.....	D28/50
D654,223	S	*	2/2012	Aulwes	.....	D28/50
9,174,350	B2	*	11/2015	Park	.....	B26B 19/145
D808,077	S	*	1/2018	Boulanger	.....	D28/50
D813,457	S		3/2018	Okabe et al.	.....	
D824,104	S	*	7/2018	Boulanger	.....	D28/51
D844,242	S	*	3/2019	Yan	.....	D28/50

FIG. 1 is a perspective view of an electric shaver showing my new design;

FIG. 2 is another perspective view thereof;

FIG. 3 is a front elevational view thereof;

FIG. 4 is a rear elevational view thereof;

FIG. 5 is a left side elevational view thereof;

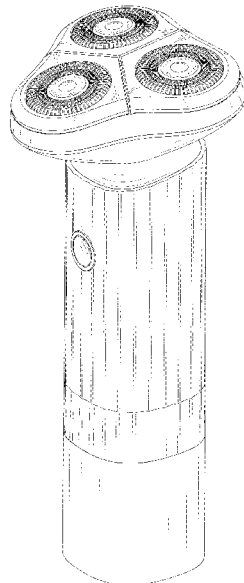
FIG. 6 is a right side elevational view thereof;

FIG. 7 is a top plan view thereof; and,

FIG. 8 is a bottom plan view thereof.

The broken lines in the drawings depict portions of the electric shaver that form no part of the claimed design.

**1 Claim, 8 Drawing Sheets**



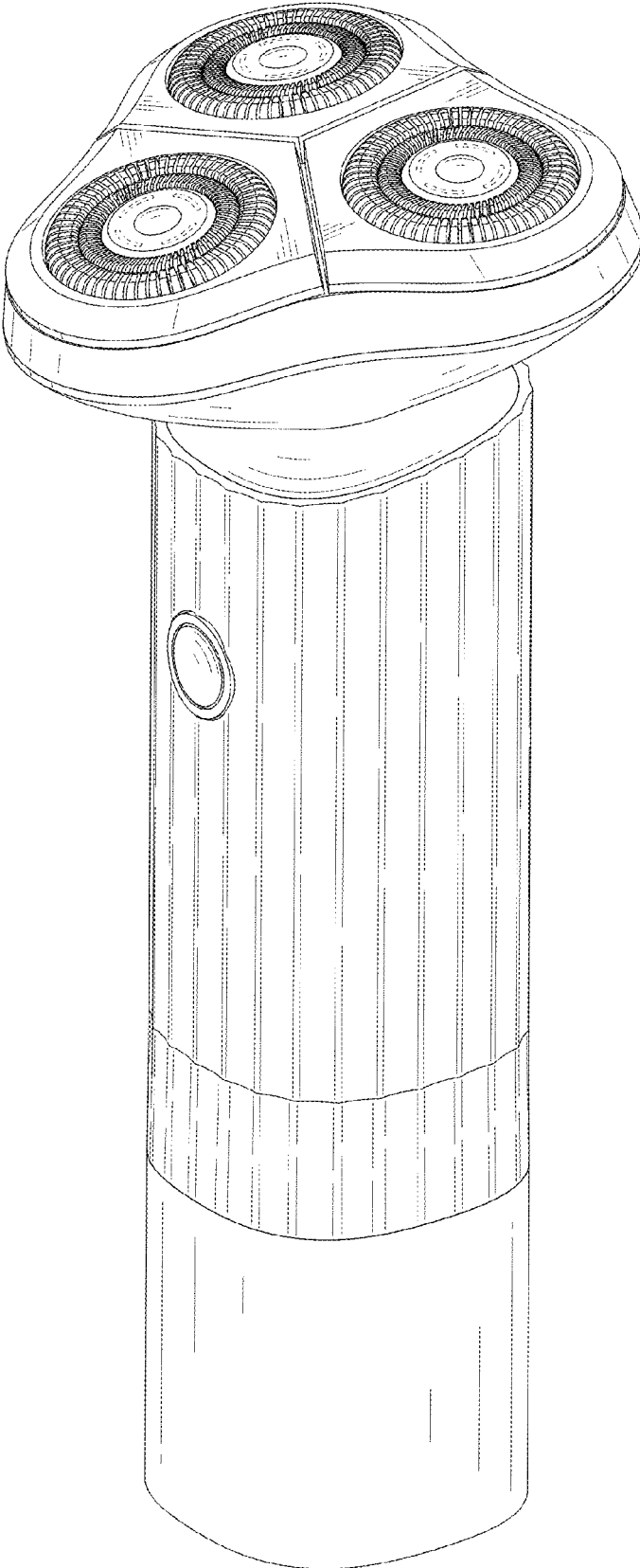


FIG. 1

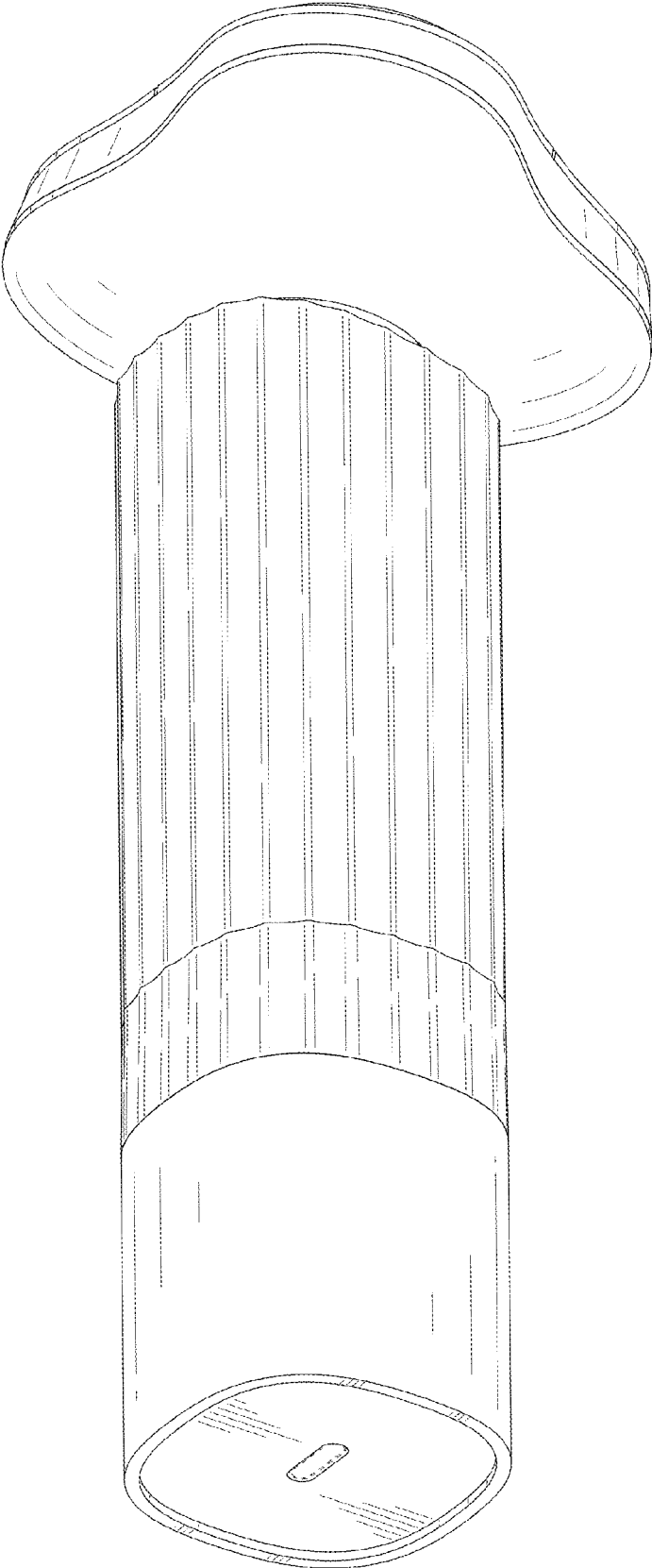


FIG. 2

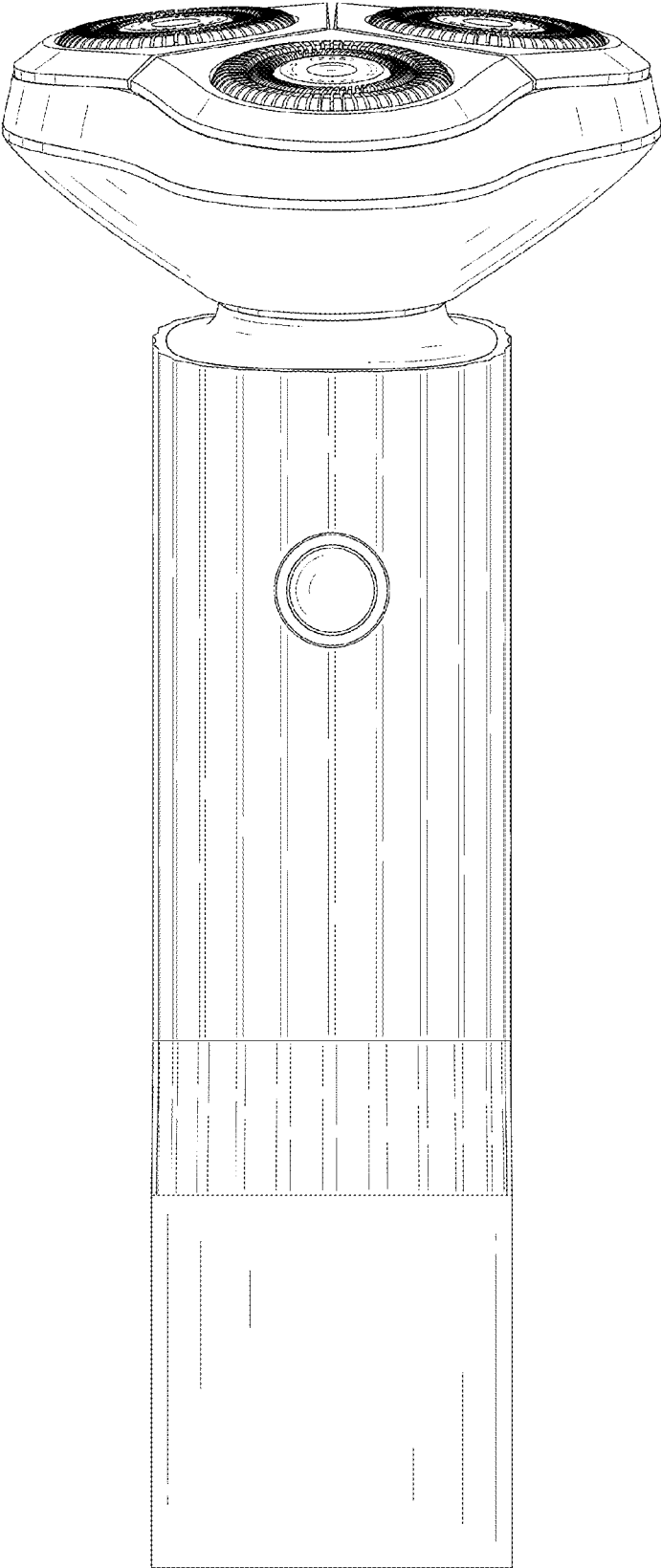


FIG. 3

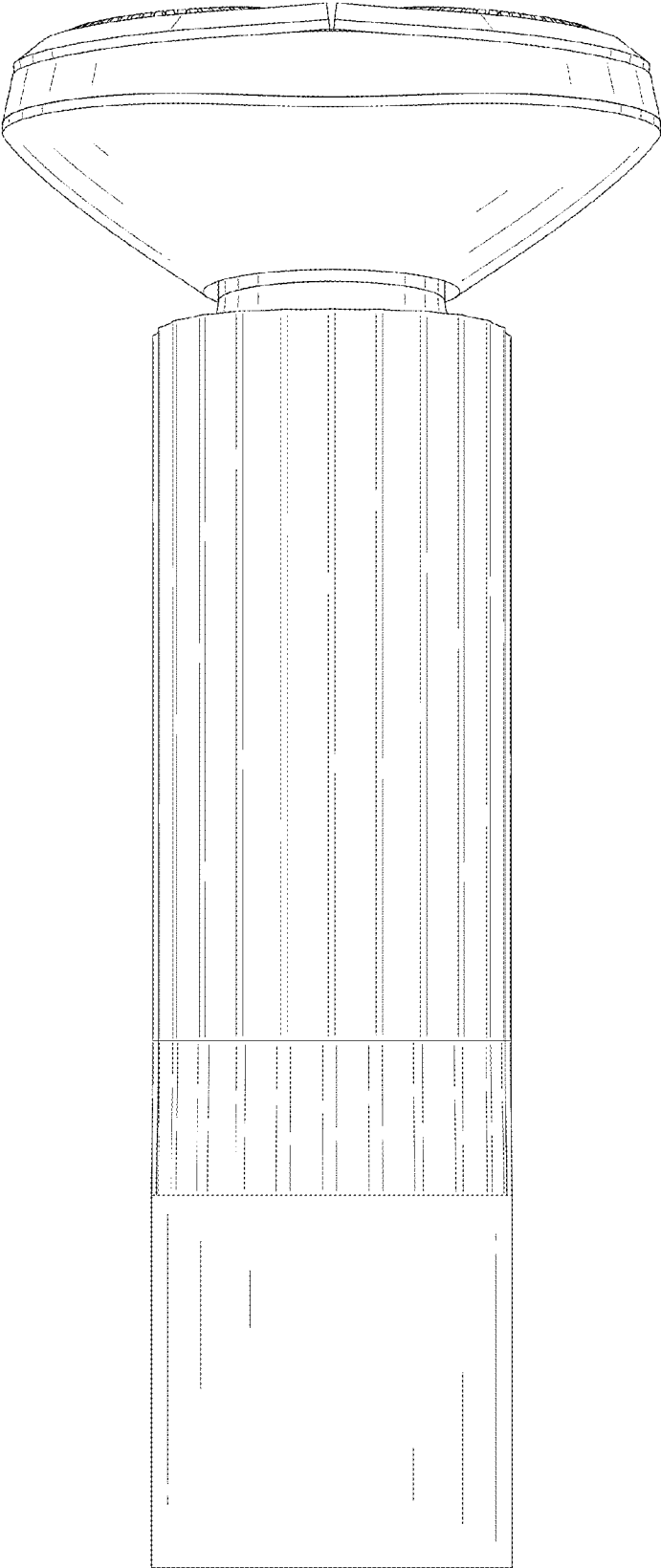


FIG. 4




FIG. 5

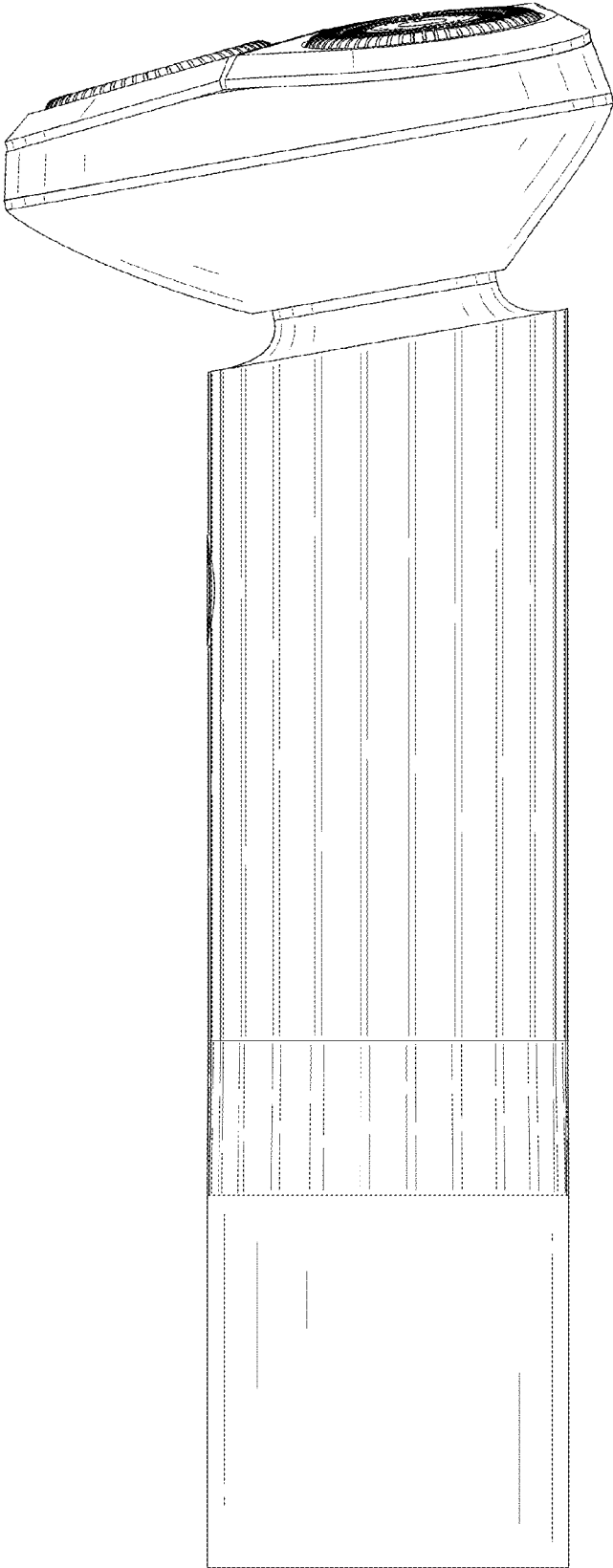


FIG. 6

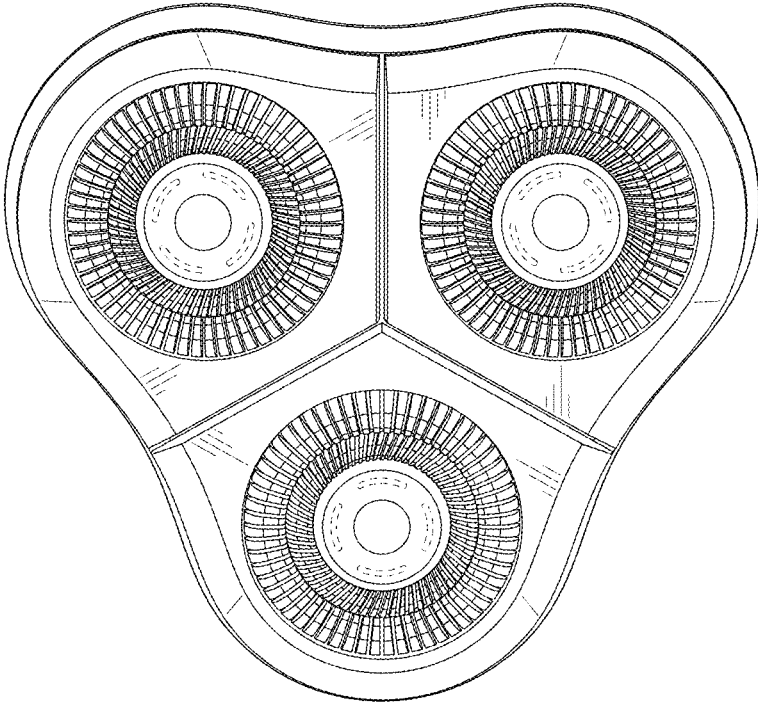


FIG. 7



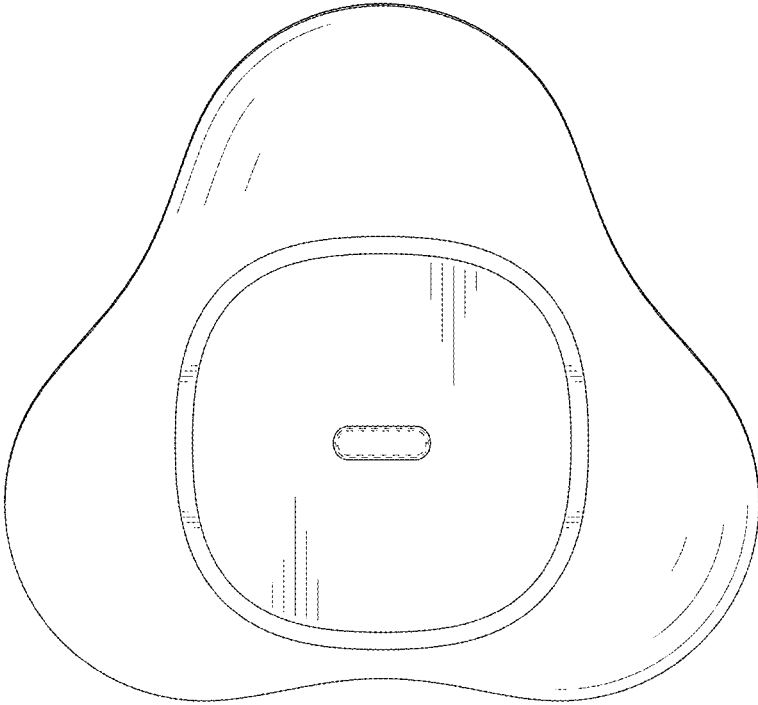


FIG. 8