



US00D654016S

(12) **United States Design Patent**
Neidhart

(10) **Patent No.:** **US D654,016 S**

(45) **Date of Patent:** **** Feb. 14, 2012**

(54) **BATTERY CASE**

(75) Inventor: **Philippe Neidhart**, Laconnex (CH)

(73) Assignee: **Team Orion Europe S.A.**,
Plan-les-Ouates (CH)

(**) Term: **14 Years**

(21) Appl. No.: **29/387,685**

(22) Filed: **Mar. 16, 2011**

(30) **Foreign Application Priority Data**

Sep. 16, 2010 (WO) DM/074 378

(51) **LOC (9) Cl.** **13-02**

(52) **U.S. Cl.** **D13/103**

(58) **Field of Classification Search** D13/102-106,
D13/110, 118-119, 184, 199; 429/96-100,
429/163, 176

See application file for complete search history.

(56) **References Cited**

U.S. PATENT DOCUMENTS

D343,381 S *	1/1994	Inukai et al.	D13/107
D344,061 S	2/1994	Tse	
D398,578 S	9/1998	Chambers et al.	
D399,484 S	10/1998	Higgins et al.	
D404,356 S	1/1999	Higgins et al.	
D409,140 S *	5/1999	Endo	D13/119
D425,015 S *	5/2000	Iwamoto	D13/103
D434,722 S *	12/2000	Zolyomi et al.	D13/103
D461,163 S *	8/2002	Hirano et al.	D13/103
D480,355 S	10/2003	Pepin et al.	
D481,995 S	11/2003	Yokota	
D523,393 S *	6/2006	Meier et al.	D13/103

D530,663 S *	10/2006	Curello et al.	D13/103
D538,222 S *	3/2007	Curello et al.	D13/103
D538,226 S	3/2007	Lyman et al.	
D555,586 S *	11/2007	McConnell	D13/103
D585,366 S	1/2009	Burchette	
D597,483 S	8/2009	Wahl et al.	
D601,494 S	10/2009	Otani et al.	
D614,124 S	4/2010	Mistyurik	
D624,011 S *	9/2010	Bertagnole et al.	D13/103
D631,834 S *	2/2011	Neidhart	D13/103
D631,835 S *	2/2011	Neidhart	D13/103
2009/0202893 A1	8/2009	Ishihara et al.	

OTHER PUBLICATIONS

U.S. Appl. No. 29/387,691, filed Mar. 16, 2011, Neidhart.

* cited by examiner

Primary Examiner — Rosemary K Tarcza

(74) *Attorney, Agent, or Firm* — Reinhart Boerner Van Deuren P.C.

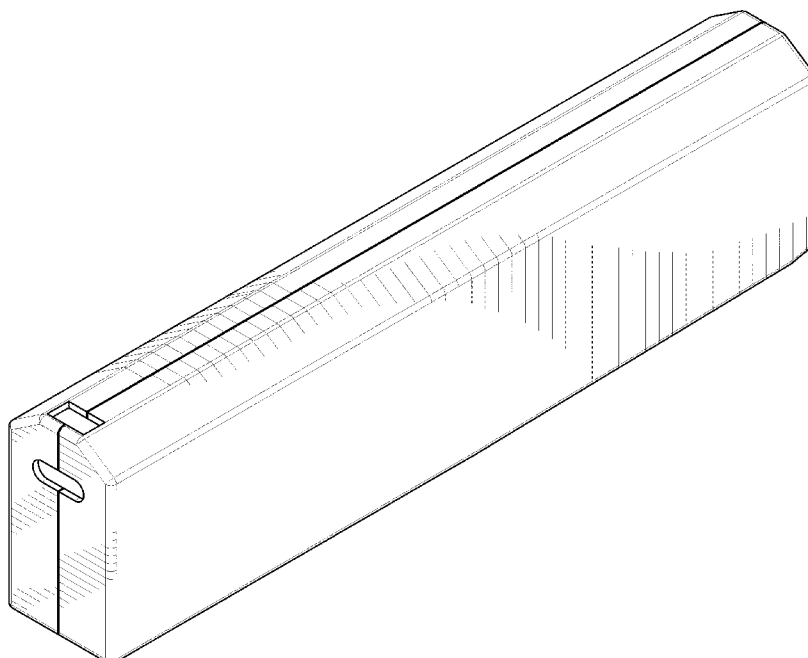
(57) **CLAIM**

I claim the ornamental design for battery case, as shown and described.

DESCRIPTION

FIG. 1 is a perspective view of a battery case.
FIG. 2 is a side view of the battery case of FIG. 1.
FIG. 3 is a front view of the battery case of FIG. 1.
FIG. 4 is a bottom view of the battery case of FIG. 1.
FIG. 5 is a back view of the battery case of FIG. 1.
FIG. 6 is a top view of the battery case of FIG. 1; and,
FIG. 7 is an opposing side view to the side shown in FIG. 2 of the battery case of FIG. 1.

1 Claim, 3 Drawing Sheets



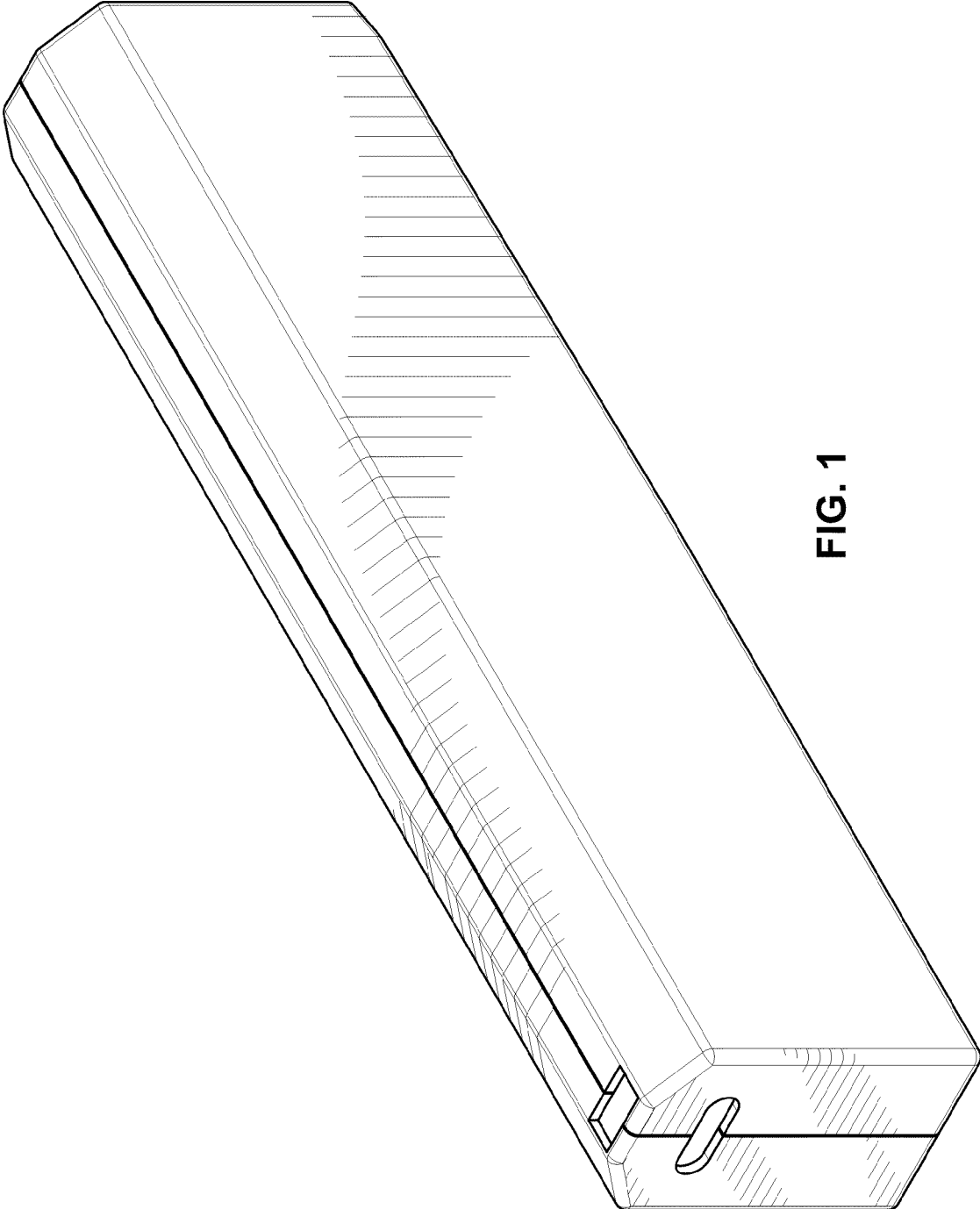


FIG. 1




FIG. 2




FIG. 4

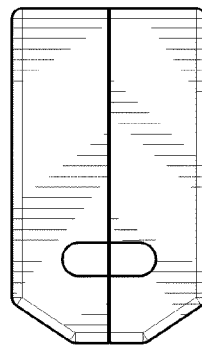


FIG. 3

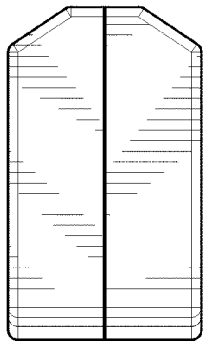


FIG. 5

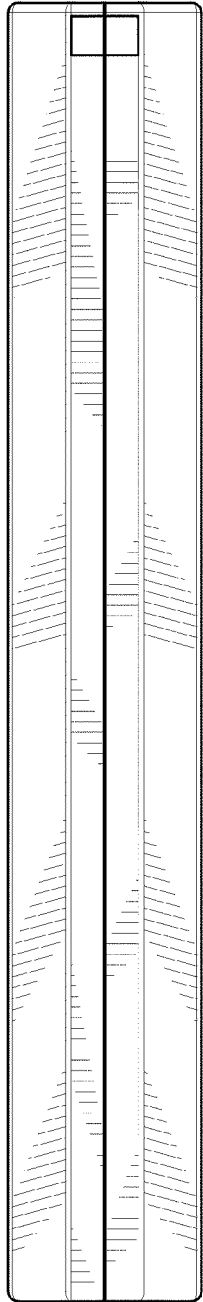


FIG. 6

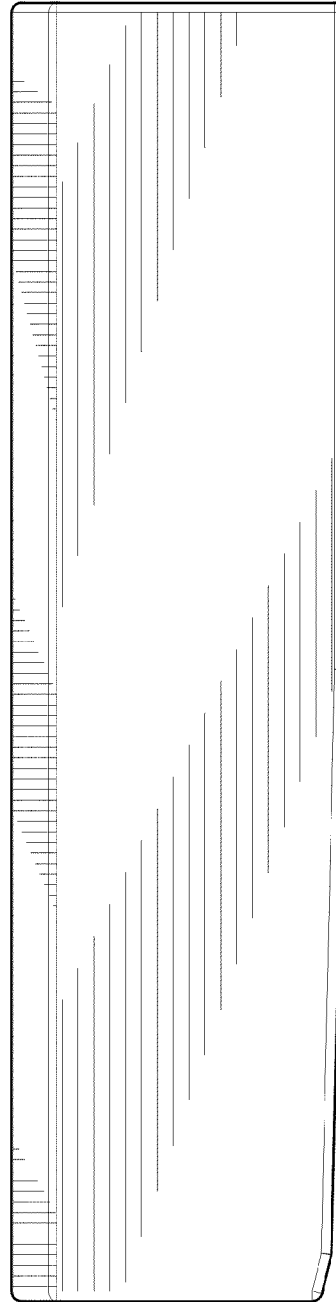


FIG. 7