



US00D383884S

United States Patent [19]

[11] Patent Number: **Des. 383,884**

O'Shei

[45] Date of Patent: ****Sep. 16, 1997**

[54] **ELONGATED CARD SCRATCHER WITH A KEY CHAIN**

D. 367,343 2/1996 Wise .
D. 370,099 5/1996 Mancini .

[76] Inventor: **May O'Shei, 267 Angle Rd., West Seneca, N.Y. 14224**

Primary Examiner—James Gandy
Assistant Examiner—Cathron B. Matta
Attorney, Agent, or Firm—Hodgson, Russ, Andrews, Woods & Goodyear

[**] Term: **14 Years**

[57] CLAIM

[21] Appl. No.: **57,089**

The ornamental design for a elongated card scratcher with a key chain, as shown and described.

[22] Filed: **Jul. 16, 1996**

DESCRIPTION

[51] LOC (6) Cl. **08-05**

[52] U.S. Cl. **D32/42; D32/46; D3/208**

[58] Field of Search **D32/40, 42, 46, D32/51; D3/207, 208, 210; 15/236.01, 236.02, 236.07; 30/169**

FIG. 1 is a perspective view of an elongated card scratcher with a key chain showing my new design. The broken line showing of a lottery card is for illustrative purposes only and forms no part of the claimed design;

[56] References Cited


U.S. PATENT DOCUMENTS


- D. 121,541 7/1940 Lipic, Jr. D3/208
- D. 128,625 8/1941 Fischer D3/208
- D. 308,297 6/1990 Romano D3/208
- D. 331,301 11/1992 Say, Jr. D32/46
- D. 332,625 1/1993 LaPerche D3/208 X
- D. 353,239 12/1994 Briscoe D32/42
- D. 360,720 7/1995 Drevo et al. .

FIG. 2 is a side view thereof. The side opposite that shown in FIG. 2 is a mirror image of the side shown in FIG. 2; FIG. 3 is a front view thereof. The side opposite that shown in FIG. 3 is a mirror image of the side shown in FIG. 3; and, FIG. 4 is a bottom plan view thereof.

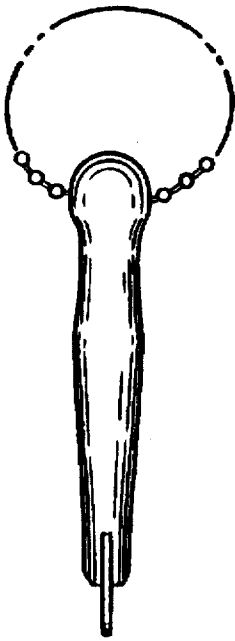
The broken line showing on the key chain is intended to represent the remaining portions of the key chain that are not shown for ease of illustration.

1 Claim, 1 Drawing Sheet





—FIG. 1



—FIG. 2



—FIG. 3



—FIG. 4