



US00D829161S

(12) **United States Design Patent**
Kristen

(10) **Patent No.:** **US D829,161 S**

(45) **Date of Patent:** **** Sep. 25, 2018**

(54) **TIRE**
(71) Applicant: **CONTINENTAL REIFEN
DEUTSCHLAND GMBH**, Hannover
(DE)
(72) Inventor: **Florian Kristen**, Hannover (DE)
(73) Assignee: **Continental Reifen Deutschland
GmbH**, Hannover (DE)

D656,088 S * 3/2012 Krier D12/591
D759,579 S * 6/2016 Kristen D12/588
D762,559 S * 8/2016 Kristen D12/588
D764,398 S * 8/2016 Wang D12/601
D772,793 S * 11/2016 Wang D12/588
D776,608 S * 1/2017 Kristen D12/601
D783,516 S * 4/2017 Wang D12/588
D789,284 S * 6/2017 Krier D12/588
D811,992 S * 3/2018 Di-Mauro D12/588
D815,021 S * 4/2018 Oji D12/588

* cited by examiner

(**) Term: **15 Years**

Primary Examiner — George D Kirschbaum

(21) Appl. No.: **29/594,234**

Assistant Examiner — Joseph J Kukella

(22) Filed: **Feb. 16, 2017**

(74) *Attorney, Agent, or Firm* — Laurence A. Greenberg;
Werner H. Stemer; Ralph E. Locher

(30) **Foreign Application Priority Data**

Sep. 12, 2016 (WO) 968694501

(51) **LOC (11) Cl.** **12-15**

(52) **U.S. Cl.**
USPC **D12/591**

(58) **Field of Classification Search**
USPC D12/568-603
CPC B60C 2011/0341; B60C 2011/0344; B60C
2011/0348
See application file for complete search history.

(56) **References Cited**

U.S. PATENT DOCUMENTS

D481,006 S * 10/2003 Campana D12/601
D511,741 S * 11/2005 Cazin-Bourguignon D12/601

(57) **CLAIM**

The ornamental design for a tire, as shown and described.

DESCRIPTION

FIG. 1 is a perspective view of the tire showing my new invention;
FIG. 2 is a front elevation view thereof;
FIG. 3 is an enlarged partial front view thereof;
FIG. 4 is a right side elevation view thereof;
FIG. 5 is a top plan view thereof; and,
FIG. 6 is a left side elevation view thereof.

1 Claim, 6 Drawing Sheets





FIG. 1



FIG. 2




FIG. 3




FIG. 4




FIG. 5




FIG. 6