



(12) **United States Design Patent**  
**Wang et al.**

(10) **Patent No.:** **US D895,039 S**  
(45) **Date of Patent:** **\*\* Sep. 1, 2020**

(54) **GOLF CLUB HEAD**

(71) Applicant: **KARSTEN MANUFACTURING CORPORATION**, Phoenix, AZ (US)

(72) Inventors: **Calvin S. Wang**, Chandler, AZ (US);  
**Ryan M. Stokke**, Anthem, AZ (US);  
**Xiaojian Chen**, Phoenix, AZ (US);  
**Daniel K. Lee**, Chandler, AZ (US)

(73) Assignee: **Karsten Manufacturing Corporation**, Phoenix, AZ (US)

(\*\*) Term: **15 Years**

(21) Appl. No.: **29/679,076**

(22) Filed: **Feb. 1, 2019**

(51) **LOC (12) Cl.** ..... **21-02**

(52) **U.S. Cl.** .....  
USPC ..... **D21/747**

(58) **Field of Classification Search**

USPC ..... D21/747-751, 759  
CPC ..... A63B 53/00; A63B 53/02; A63B 53/04;  
A63B 53/047; A63B 53/0475; A63B  
2053/0479; A63B 2053/0483; A63B  
2053/0445; A63B 60/00; A63B 60/46

See application file for complete search history.

(56) **References Cited**

**U.S. PATENT DOCUMENTS**

1,840,924 A 1/1932 Tucker  
D115,217 S \* 6/1939 Newsome ..... D21/747  
D125,455 S \* 2/1941 Newsome ..... D21/747  
D137,815 S \* 5/1944 Newsome ..... D21/747  
D137,816 S \* 5/1944 Newsome ..... D21/747

(Continued)

**FOREIGN PATENT DOCUMENTS**

CN 104740854 7/2015  
GB 469530 7/1937

(Continued)

**OTHER PUBLICATIONS**

Maltby, Maltby DBM Forged Iron Heads, at [http://www.golfworks.com/product.asp\\_Q\\_pn\\_E\\_MA0225\\_A\\_A\\_Maltby+DBM+Forged+Iron+Heads\\_Ac2p\\_E\\_cs](http://www.golfworks.com/product.asp_Q_pn_E_MA0225_A_A_Maltby+DBM+Forged+Iron+Heads_Ac2p_E_cs).

(Continued)

*Primary Examiner* — Mitchell I. Siegel

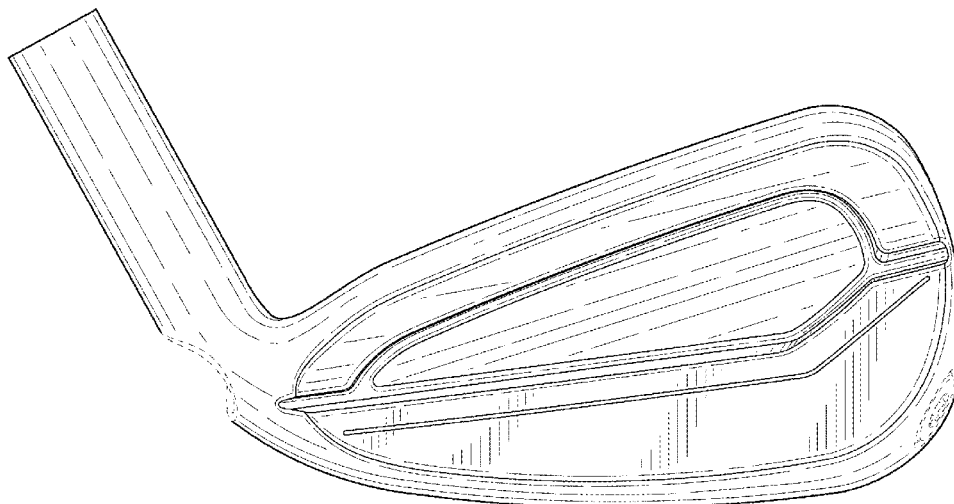
(57) **CLAIM**

The ornamental design for a golf club head, as shown and described.

**DESCRIPTION**

FIG. 1 is a top perspective view of a golf club head; FIG. 2 is a bottom perspective view of the golf club head of FIG. 1; FIG. 3 is a top view of the golf club head of FIG. 1; FIG. 4 is a bottom view of the golf club head of FIG. 1; FIG. 5 is a front view of the golf club head of FIG. 1; FIG. 6 is a rear view of the golf club head of FIG. 1; FIG. 7 is a heel side view of the golf club head of FIG. 1; FIG. 8 is a toe side view of the golf club head of FIG. 1; FIG. 9 is a top perspective view of another embodiment of a golf club head; FIG. 10 is a bottom perspective view of the golf club head of FIG. 9; FIG. 11 is a top view of the golf club head of FIG. 9; FIG. 12 is a bottom view of the golf club head of FIG. 9; FIG. 13 is a front view of the golf club head of FIG. 9; FIG. 14 is a rear view of the golf club head of FIG. 9; FIG. 15 is a heel side view of the golf club head of FIG. 9; and, FIG. 16 is a toe side view of the golf club head of FIG. 9. The broken line showing is included for the purpose of illustrating unclaimed subject matter and forms no part of the claimed design.

**1 Claim, 12 Drawing Sheets**



(56)

References Cited

U.S. PATENT DOCUMENTS

D141,307 S \* 5/1945 Newsome ..... D21/747  
 D179,818 S \* 3/1957 Penna ..... D21/751  
 D209,299 S \* 11/1967 Long ..... D21/751  
 3,979,122 A 9/1976 Belmont  
 4,180,269 A 12/1979 Thompson  
 4,607,846 A 8/1986 Perkins  
 D300,547 S 4/1989 Kobayashi  
 D337,143 S \* 7/1993 Lo ..... D21/750  
 D345,775 S \* 4/1994 Poincenot ..... D21/750  
 D362,884 S 10/1995 Blough et al.  
 D362,885 S 10/1995 Blough et al.  
 D362,887 S 10/1995 Blough et al.  
 D364,435 S 11/1995 Wood  
 D368,753 S 4/1996 Blough et al.  
 D370,514 S 6/1996 Blough et al.  
 5,547,426 A 8/1996 Wood  
 D434,462 S \* 11/2000 Reed ..... D21/747  
 D441,821 S 5/2001 Turner  
 D448,438 S 9/2001 Toyota  
 6,287,214 B1 9/2001 Satoh  
 D454,606 S 3/2002 Helmstetter et al.  
 D456,867 S 5/2002 Solomon et al.  
 6,533,679 B1 3/2003 McCabe et al.  
 D476,048 S 6/2003 Cleveland et al.  
 D479,568 S 9/2003 Rodgers et al.  
 D490,871 S 6/2004 Gilbert et al.  
 6,780,123 B2 8/2004 Hasebe  
 D517,626 S 3/2006 Gilbert et al.  
 D533,610 S 12/2006 Cleveland  
 7,186,187 B2 3/2007 Gilbert et al.  
 7,207,900 B2 4/2007 Nicolette et al.  
 7,232,381 B2 6/2007 Imamoto et al.  
 7,281,991 B2 10/2007 Gilbert et al.  
 D572,328 S 7/2008 Diaz et al.  
 D577,779 S 9/2008 Roach et al.  
 D584,370 S 1/2009 Cleveland et al.  
 7,670,236 B2 3/2010 Kajita  
 8,277,337 B2 10/2012 Shimazaki  
 8,562,453 B2 10/2013 Sato

D707,765 S 6/2014 Engel et al.  
 D709,576 S \* 7/2014 Oldknow ..... D21/759  
 D709,974 S \* 7/2014 Oldknow ..... D21/759  
 9,265,995 B2 2/2016 Wahl et al.  
 9,295,887 B2 \* 3/2016 Radcliffe ..... A63B 53/047  
 9,427,633 B2 \* 8/2016 Oldknow ..... A63B 53/047  
 9,427,635 B2 8/2016 Ines et al.  
 D765,803 S 9/2016 Oliveiro et al.  
 D777,853 S \* 1/2017 Wang ..... D21/747  
 9,901,793 B2 2/2018 Ban et al.  
 9,908,018 B2 3/2018 Roberts  
 9,937,396 B2 4/2018 Stites et al.  
 D823,406 S \* 7/2018 Oyler ..... D21/747  
 D855,129 S \* 7/2019 Oliveiro ..... D21/747  
 D856,450 S \* 8/2019 Milleman ..... D21/747  
 D859,547 S \* 9/2019 Stokke ..... D21/747  
 2013/0109500 A1 5/2013 Boyd et al.

FOREIGN PATENT DOCUMENTS

JP 1085745 9/2000  
 JP 2003062132 3/2003  
 JP 5315577 10/2003  
 JP 2006212066 8/2006  
 JP 2008054985 3/2008  
 JP 2010167131 8/2010  
 JP 2014008100 1/2014  
 JP 2015062837 4/2015  
 JP 5763701 7/2015  
 KR 30-0368182 12/2004

OTHER PUBLICATIONS

Jamie Kennedy, TaylorMade Launch SLDR Irons, Golfalot (2014), at <http://www.golfalot.com/equipment-news/taylormade-sldr-irons-2857.aspx>.  
 Richard Kalinowski, How to Adjust Hybrid Golf Clubs, Golfsmith International, Inc. (2016), at <http://www.golftips.golfsmith.com/adjust-hybrid-golf-clubs-1237.html>.

\* cited by examiner

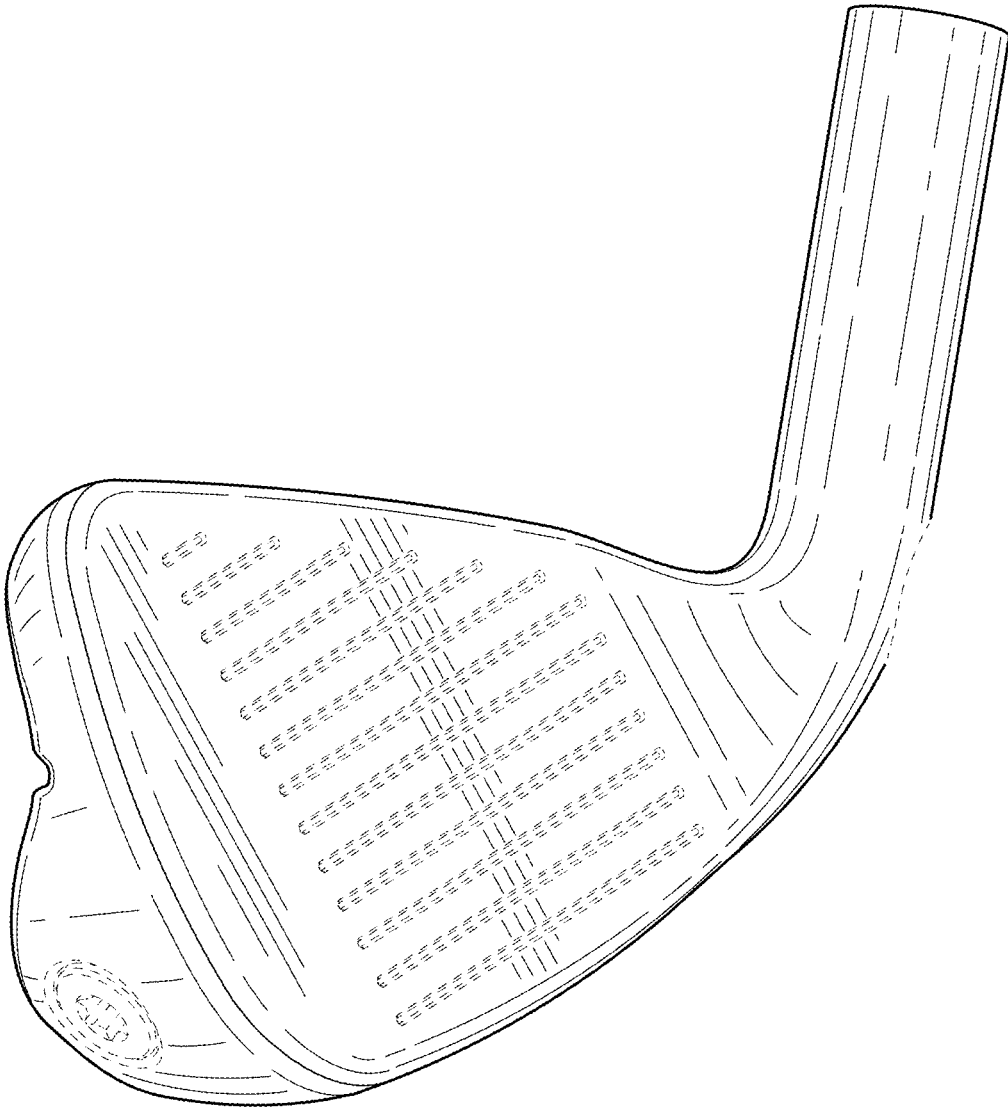


FIG. 1

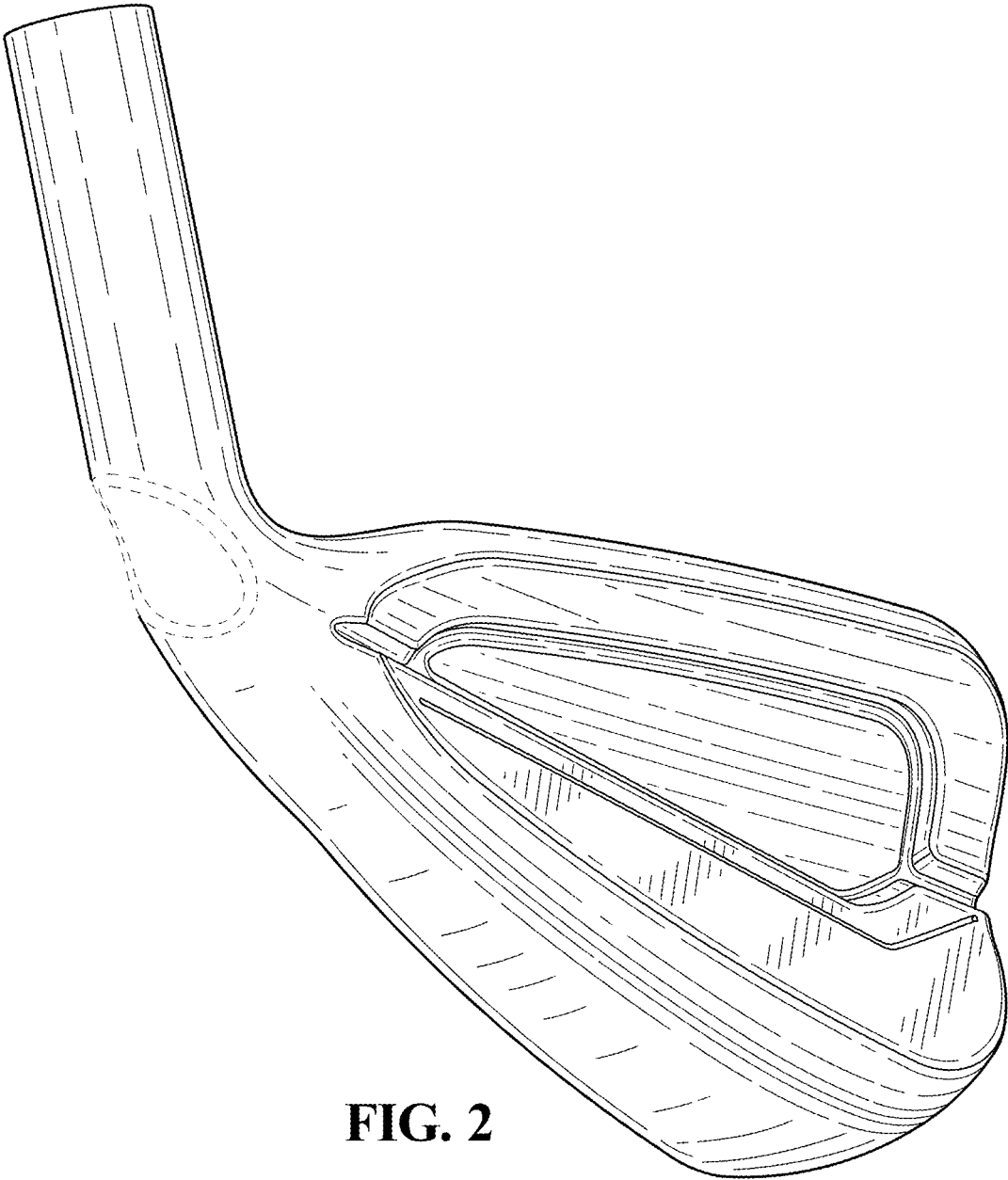


FIG. 2

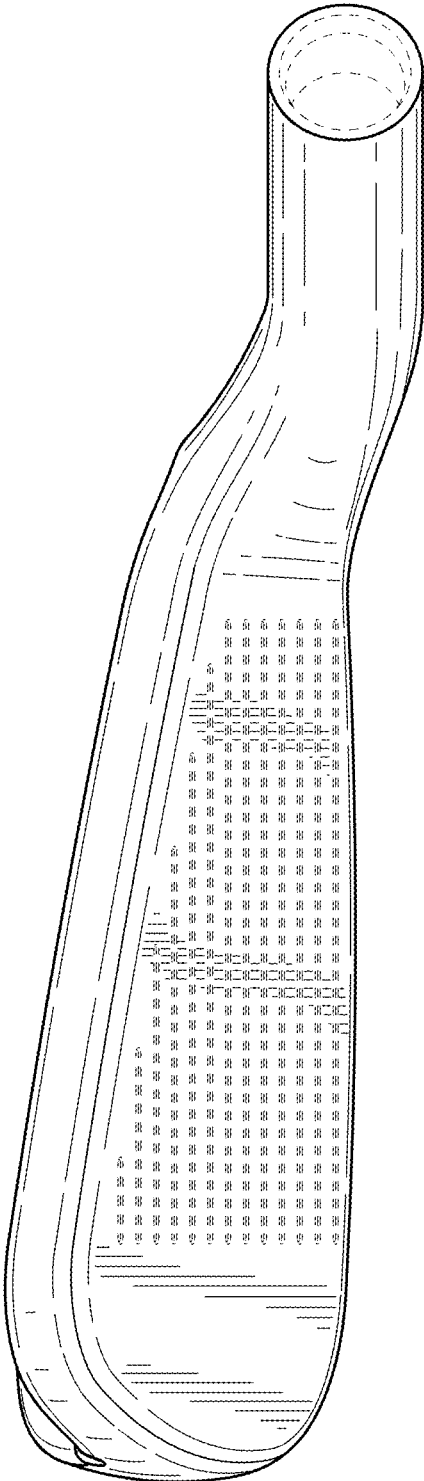


FIG. 3

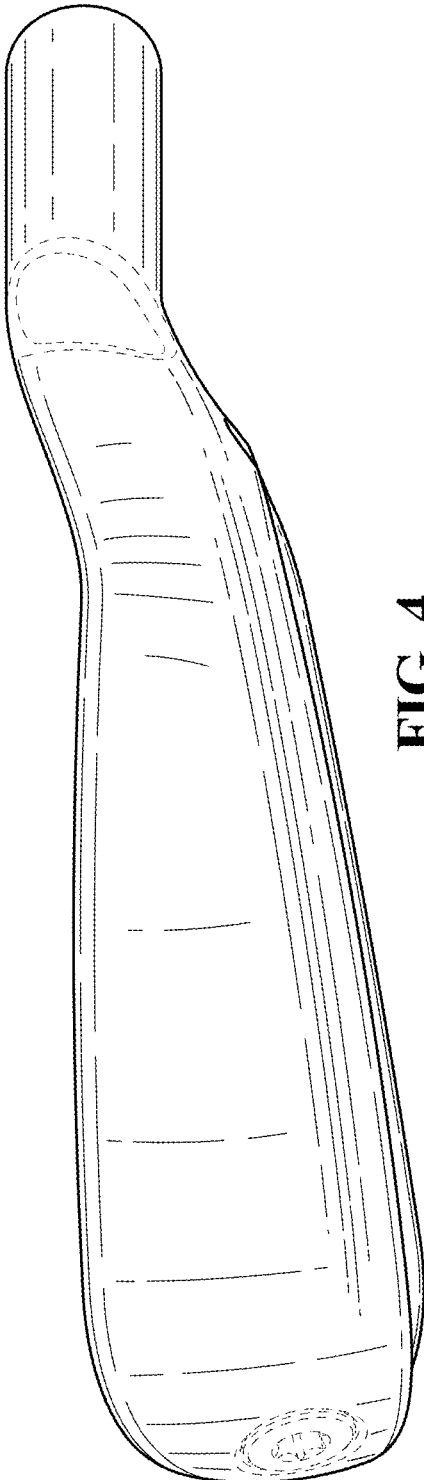


FIG. 4

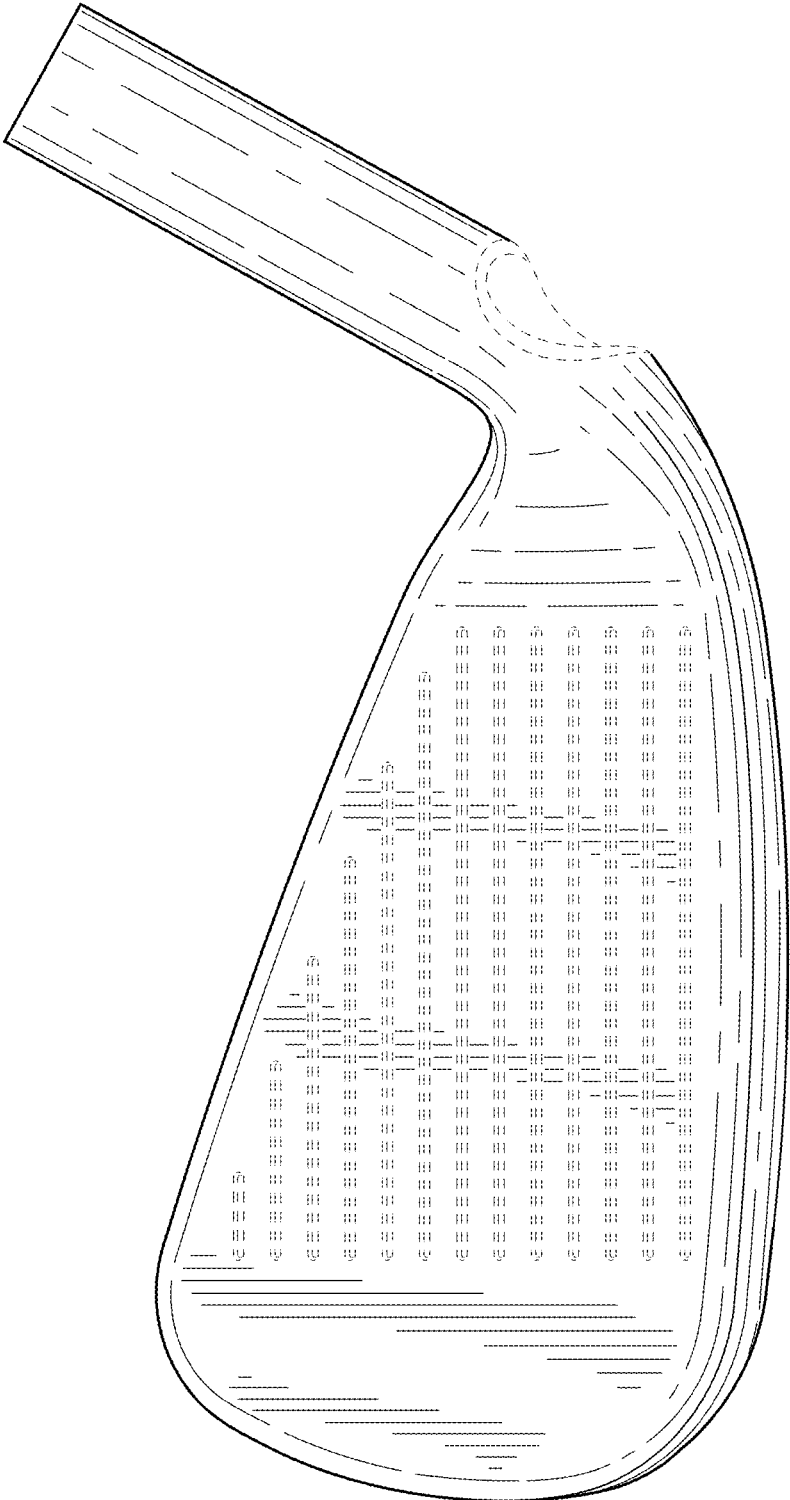


FIG. 5

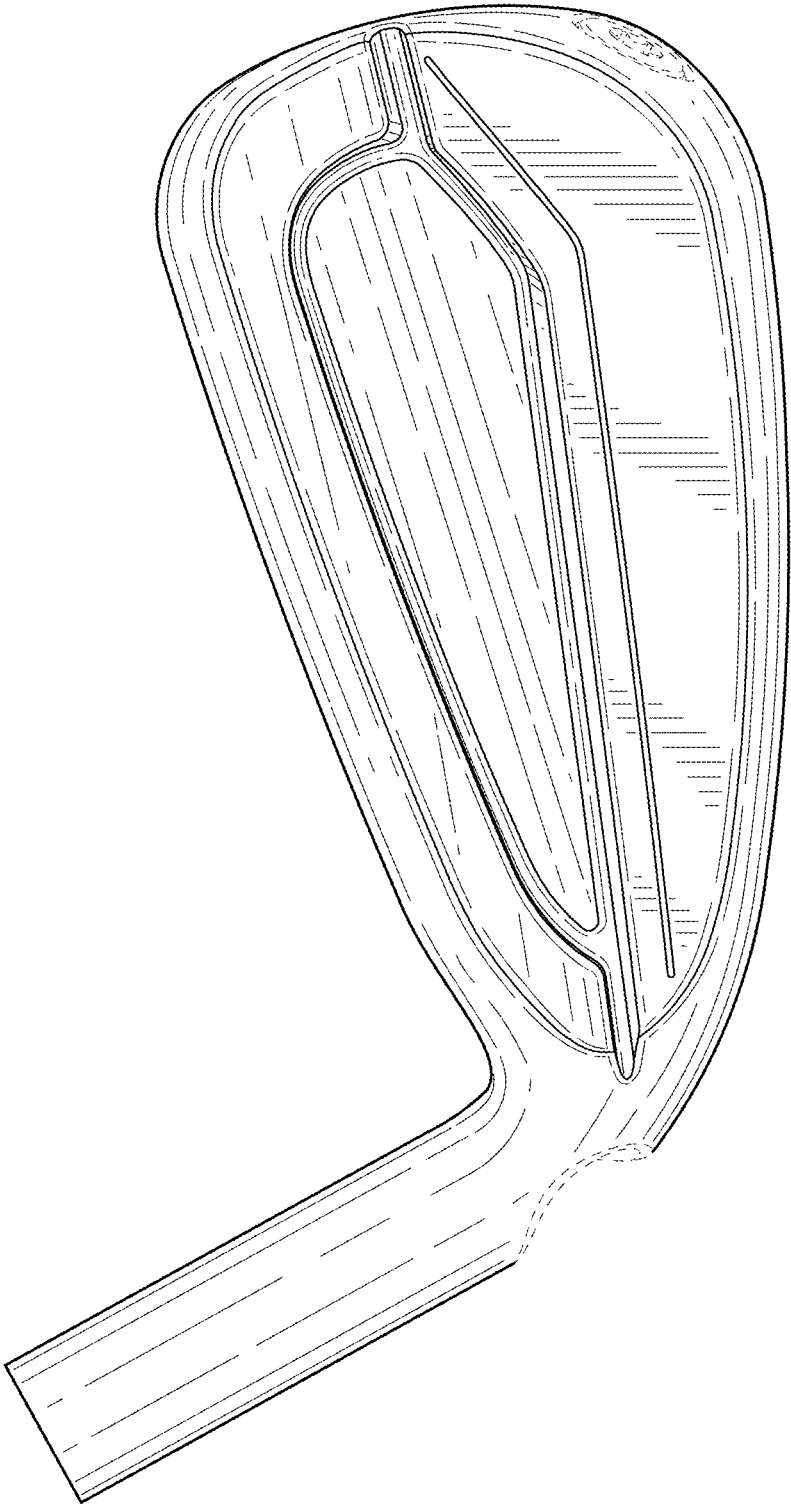
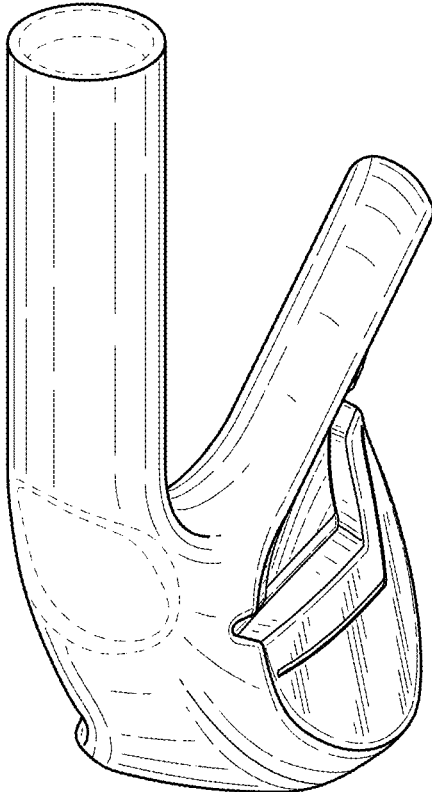
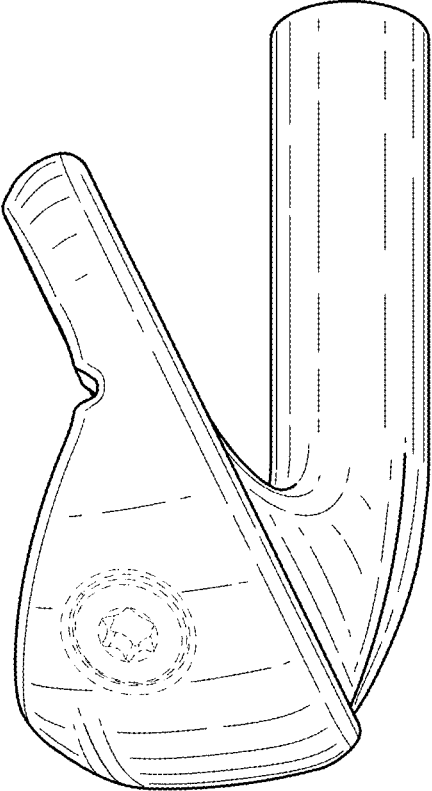


FIG. 6



**FIG. 7**



**FIG. 8**



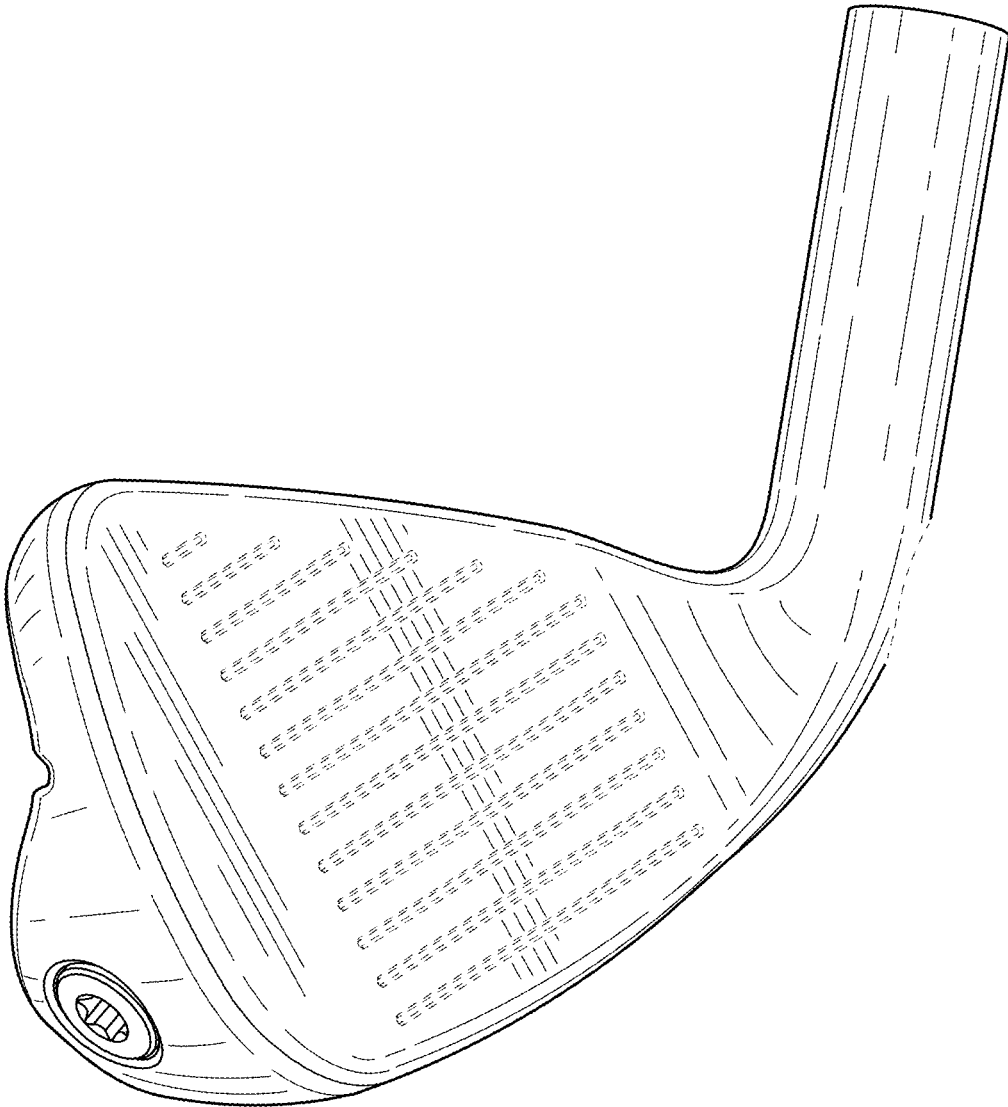
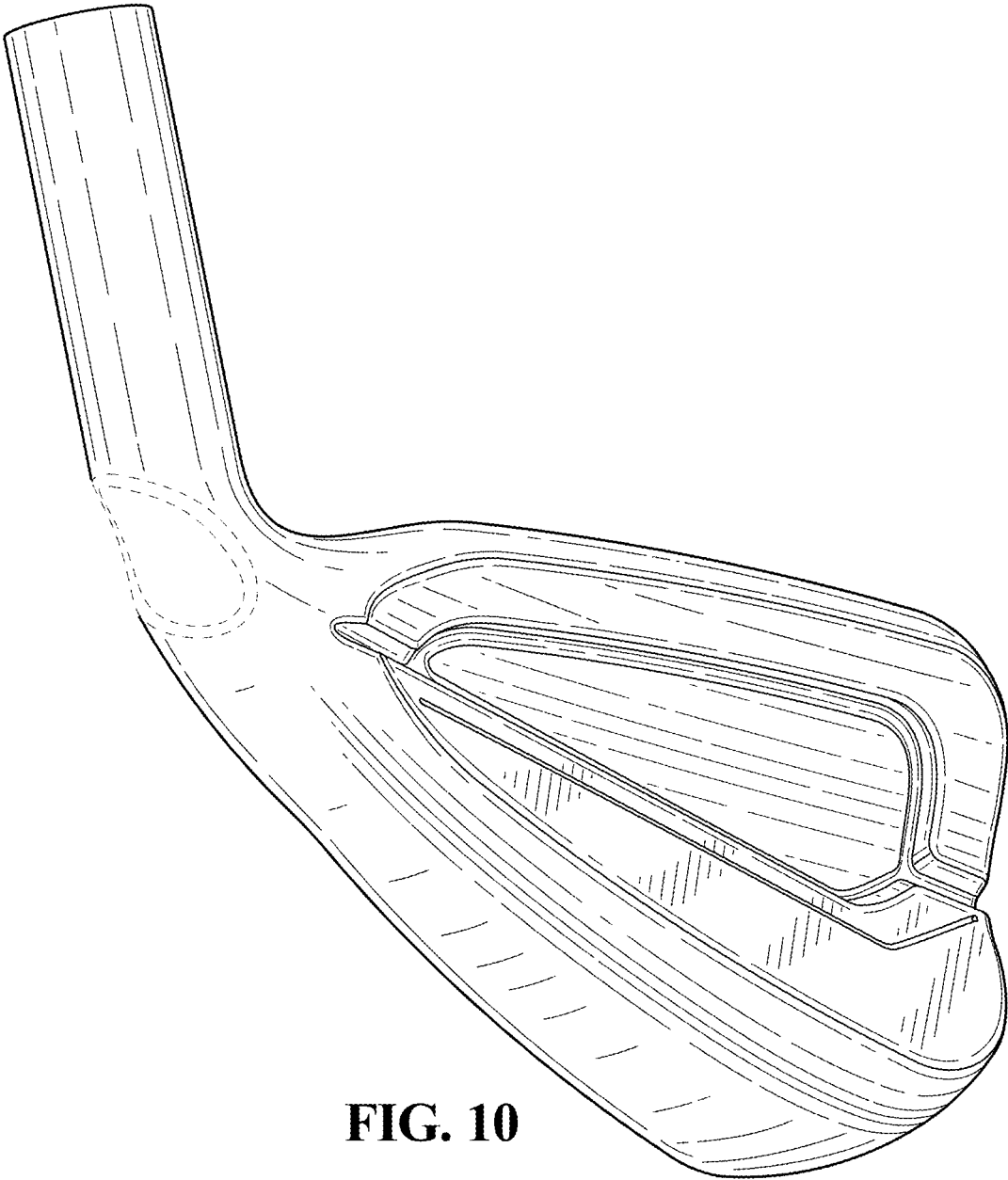


FIG. 9



**FIG. 10**

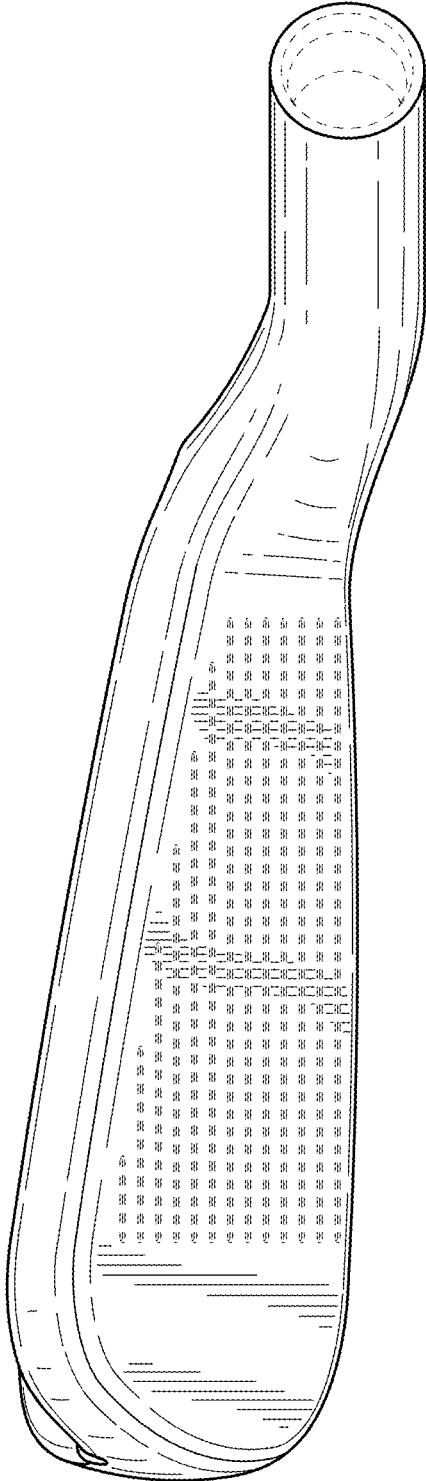


FIG. 11

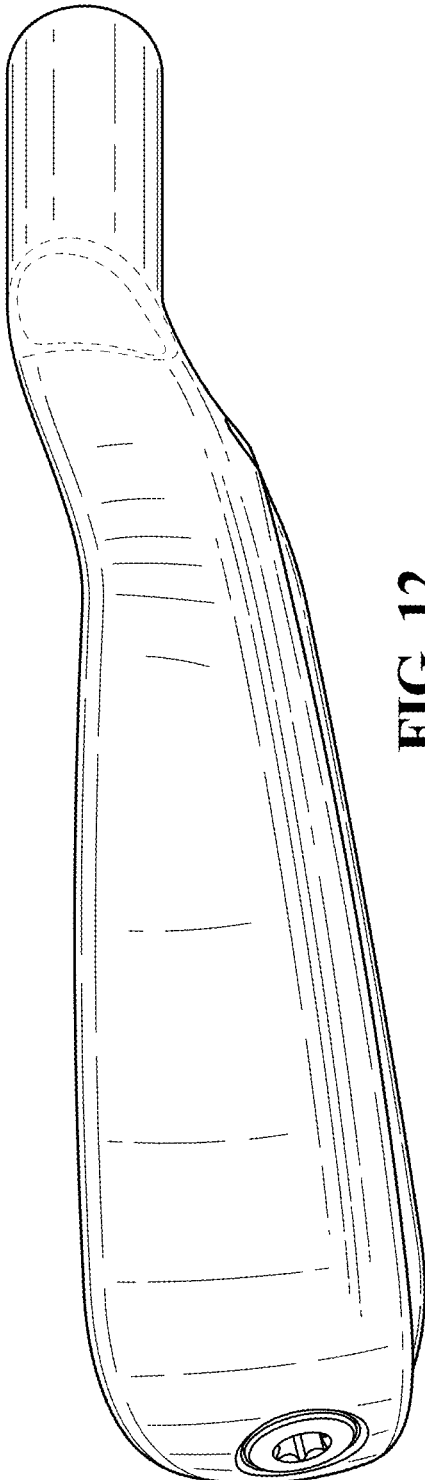


FIG. 12

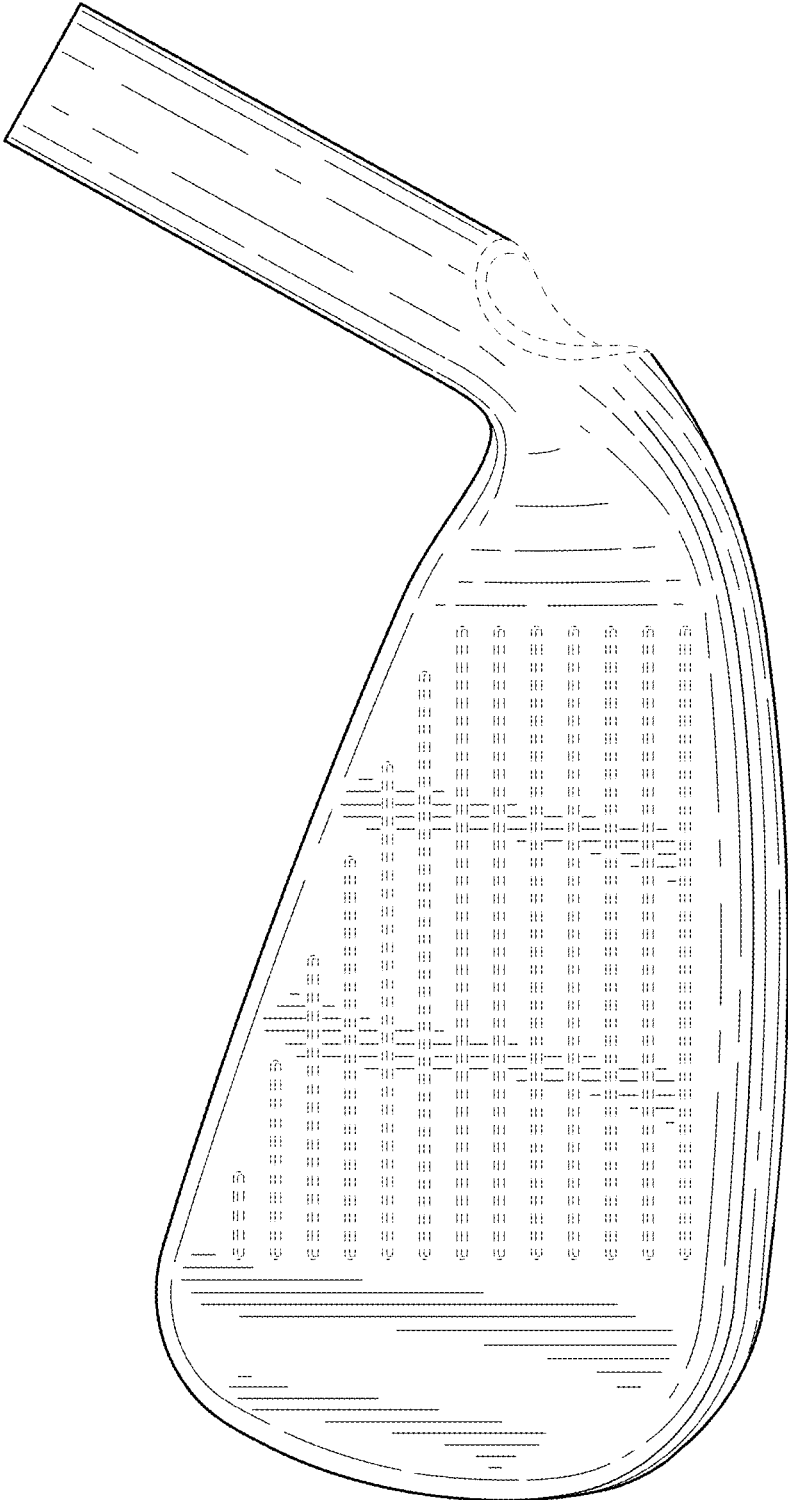


FIG. 13

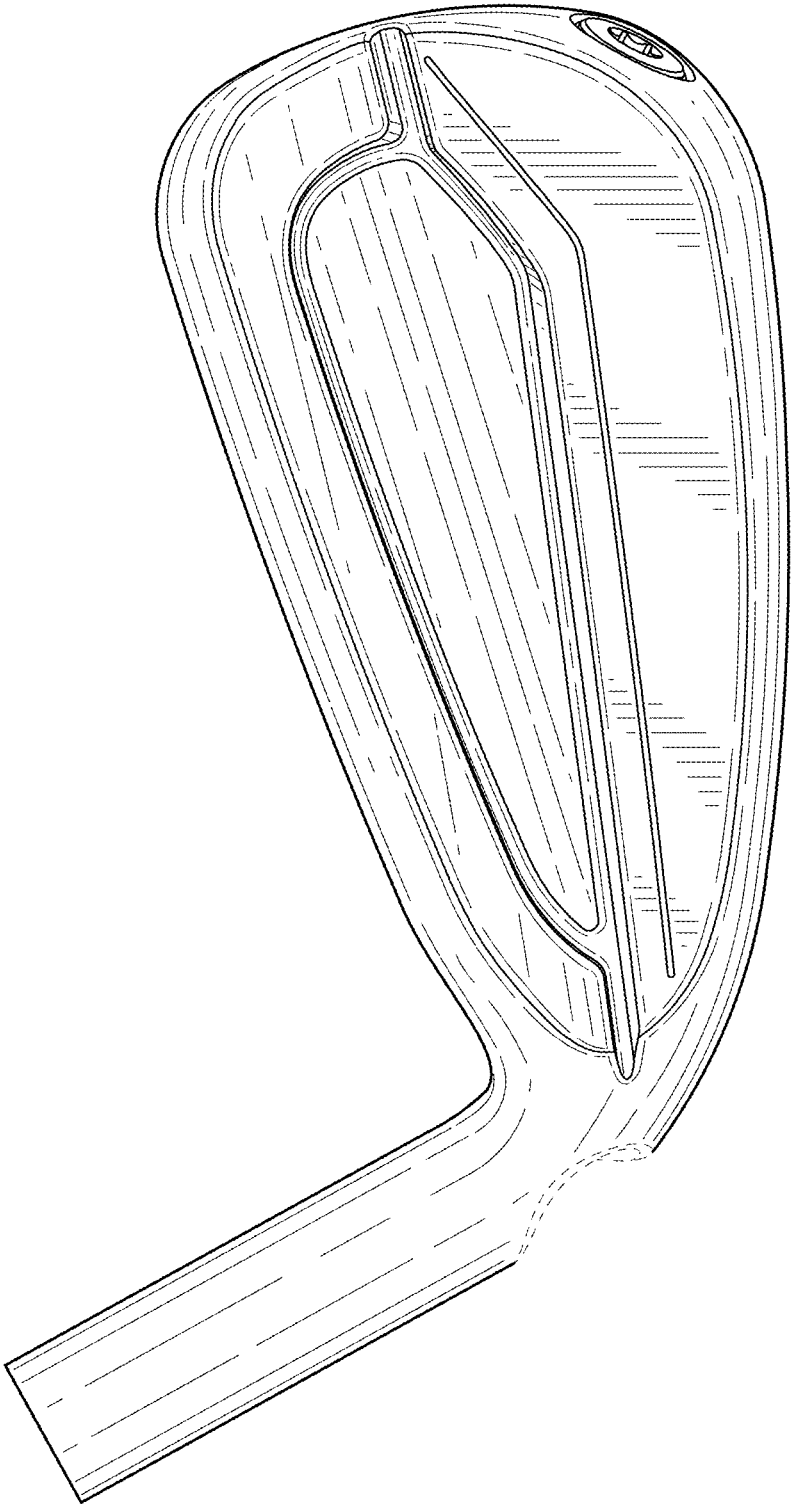
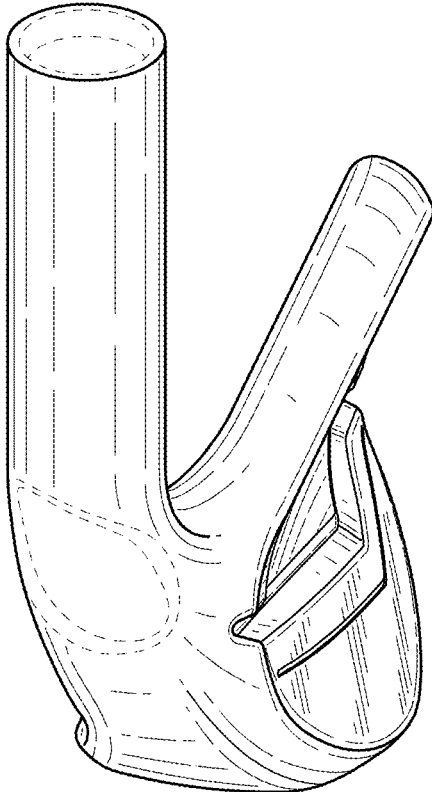
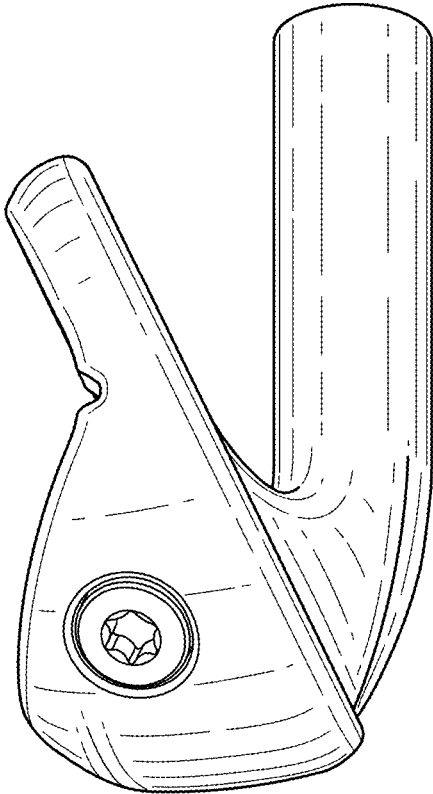


FIG. 14



**FIG. 15**



**FIG. 16**