



US00D752255S

(12) **United States Design Patent**
Futschik et al.

(10) **Patent No.:** **US D752,255 S**

(45) **Date of Patent:** **** Mar. 22, 2016**

(54) **HEADLIGHT FOR A VEHICLE**

(71) Applicant: **Daimler AG**, Stuttgart (DE)

(72) Inventors: **Hans-Dieter Futschik**, Gechingen (DE);
Stefan Handt, Stuttgart (DE); **Gorden Wagnener**, Gaeufelden (DE)

(73) Assignee: **Daimler AG**, Stuttgart (DE)

(**) Term: **14 Years**

(21) Appl. No.: **29/507,834**

(22) Filed: **Oct. 31, 2014**

(30) **Foreign Application Priority Data**

May 1, 2014 (WO) DM/083 535

(51) **LOC (10) Cl.** **26-06**

(52) **U.S. Cl.**
USPC **D26/28**

(58) **Field of Classification Search**
USPC D26/28-36; 362/459-468, 475-478,
362/485-487

See application file for complete search history.

(56) **References Cited**

U.S. PATENT DOCUMENTS

D508,136 S *	8/2005	Pfeiffer	D26/28
D518,581 S *	4/2006	Osawa	D26/28
D528,231 S *	9/2006	Ikeda	D26/28
D535,439 S *	1/2007	Zall	D28/63
D536,113 S *	1/2007	Pfeiffer	D26/28
D544,614 S *	6/2007	Markefka	D26/28
D557,832 S *	12/2007	Higashikawa	D26/28
D660,481 S *	5/2012	Gotschke	D26/28
D672,067 S *	12/2012	Frenzel	D26/28
D674,522 S	1/2013	Bieling et al.	

D708,366 S *	7/2014	Minamisawa	D26/28
D709,213 S *	7/2014	Futschik	D26/28
D717,974 S *	11/2014	Futschik	D26/28
D719,692 S *	12/2014	Yamaguchi	D26/28
D720,870 S *	1/2015	Lim	D26/28
D728,133 S *	4/2015	Bieling	D26/28
D730,551 S *	5/2015	George	D26/28

* cited by examiner

Primary Examiner — Marcus Jackson

(74) *Attorney, Agent, or Firm* — Crowell & Moring LLP

(57) **CLAIM**

The ornamental design for a headlight for a vehicle, as shown and described.

DESCRIPTION

Application Ser. No. 29/507,829, filed herewith and entitled "VEHICLE, TOY, AND/OR REPLICAS THEREOF";

Application Ser. No. 29/507,830, filed herewith and entitled "FRONT PORTION OF A VEHICLE, TOY, AND/OR REPLICAS THEREOF"; and

Application Ser. No. 29/507,833, filed herewith and entitled "HEADLIGHT FOR A VEHICLE".

FIG. 1 is a left perspective view of a first embodiment of a headlight for a vehicle according to the design;

FIG. 2 is a front view thereof; and

FIG. 3 is a left side view thereof.

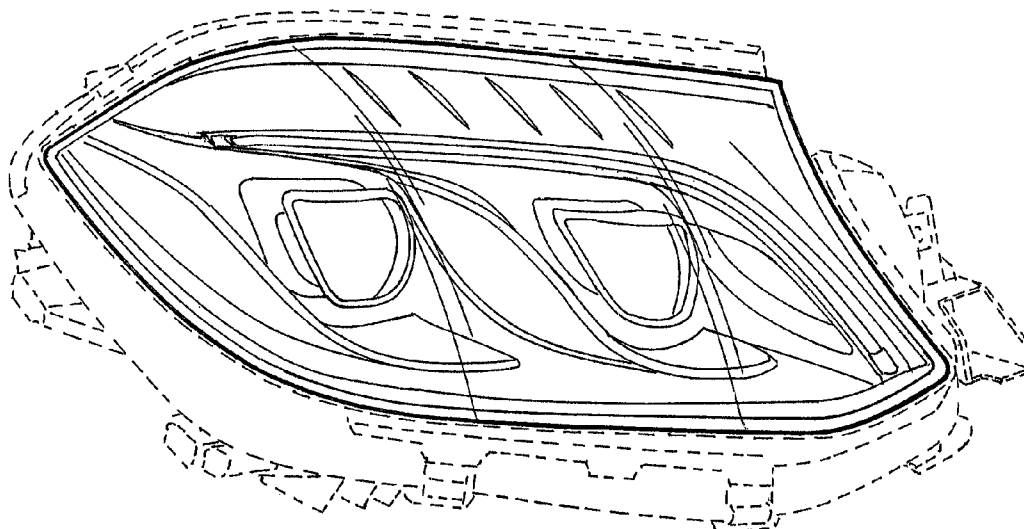
FIG. 4 is a right perspective view of a headlight for a vehicle showing our new design, with the headlight for a vehicle for the opposite side of the vehicle being depicted in the first embodiment thereof;

FIG. 5 is a front view thereof; and,

FIG. 6 is a right side view thereof.

The broken lines are for illustrative purposes only and form no part of the claimed design. Also enclosed is a set of photographs of an embodiment of the design.

1 Claim, 4 Drawing Sheets



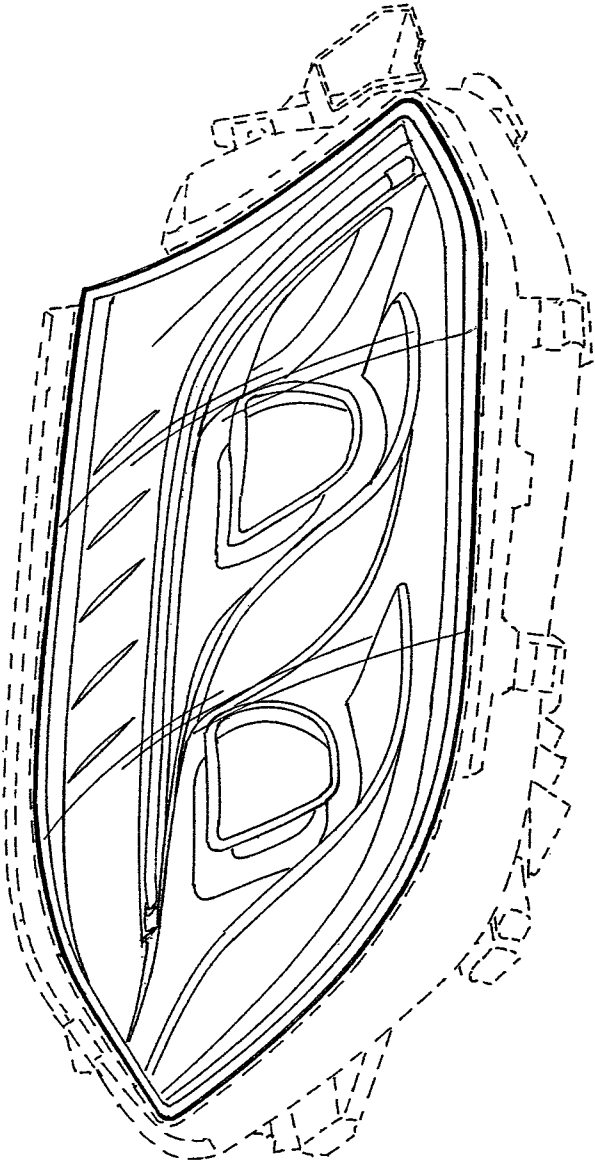


FIG. 1

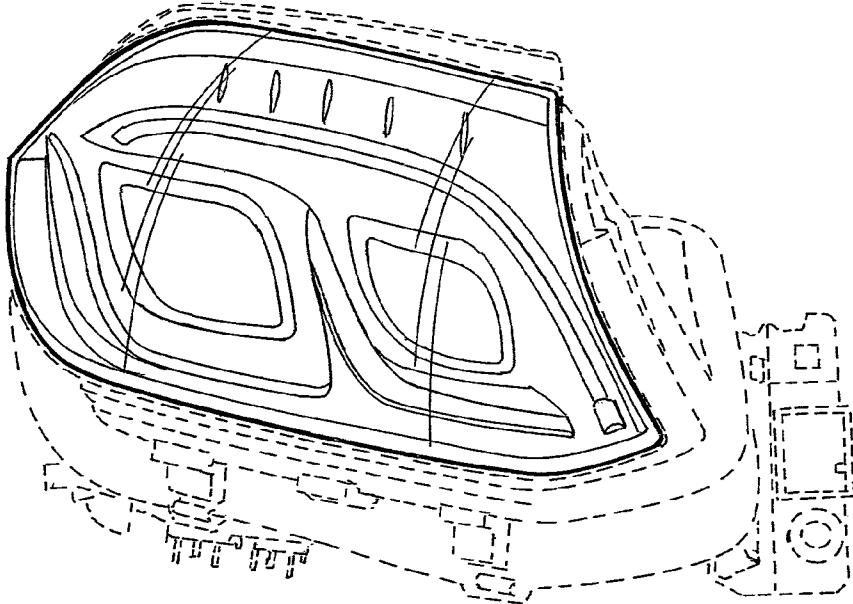


FIG. 2

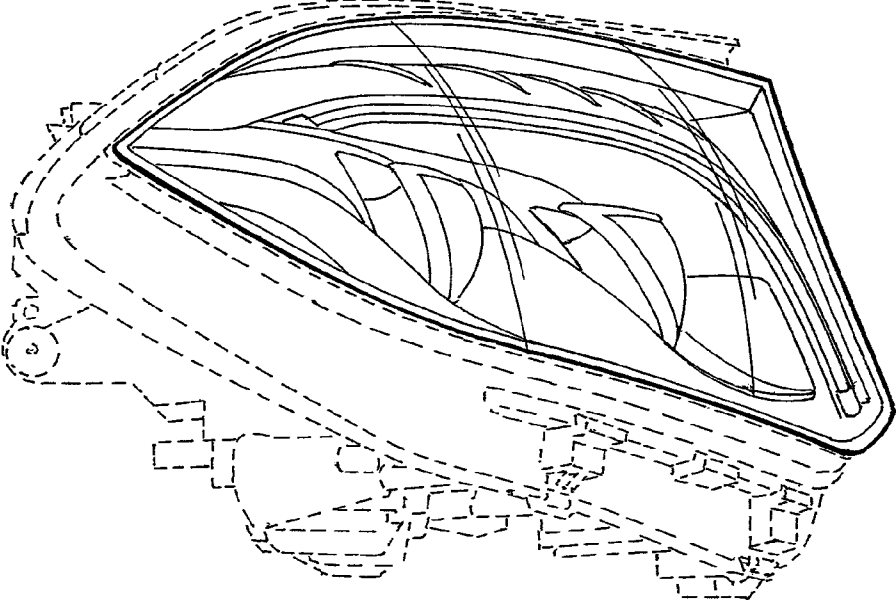


FIG. 3

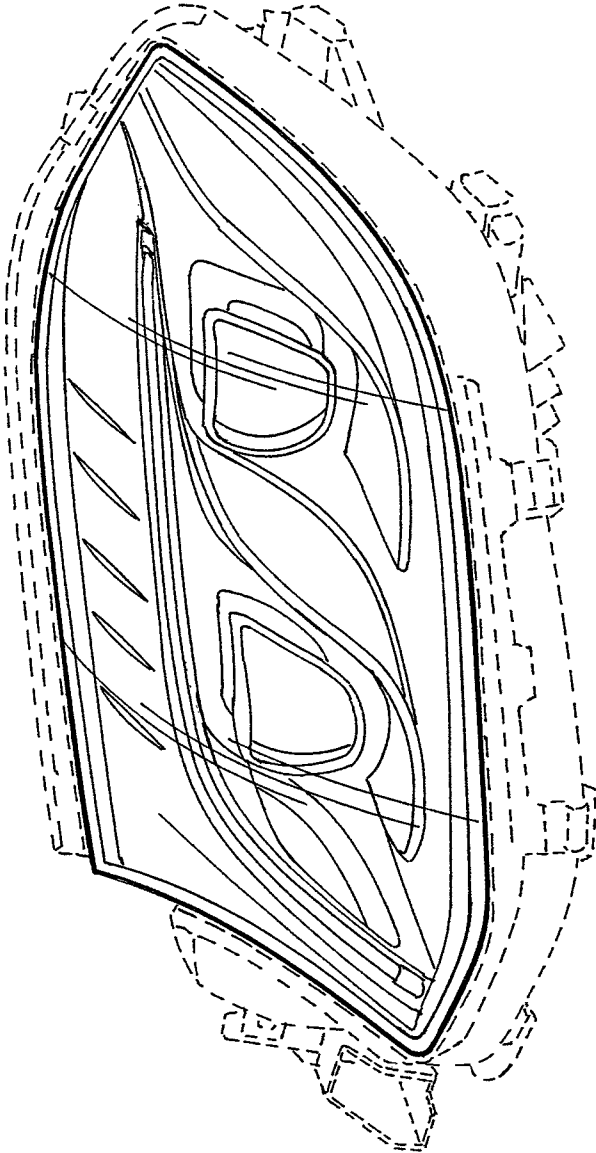


FIG. 4

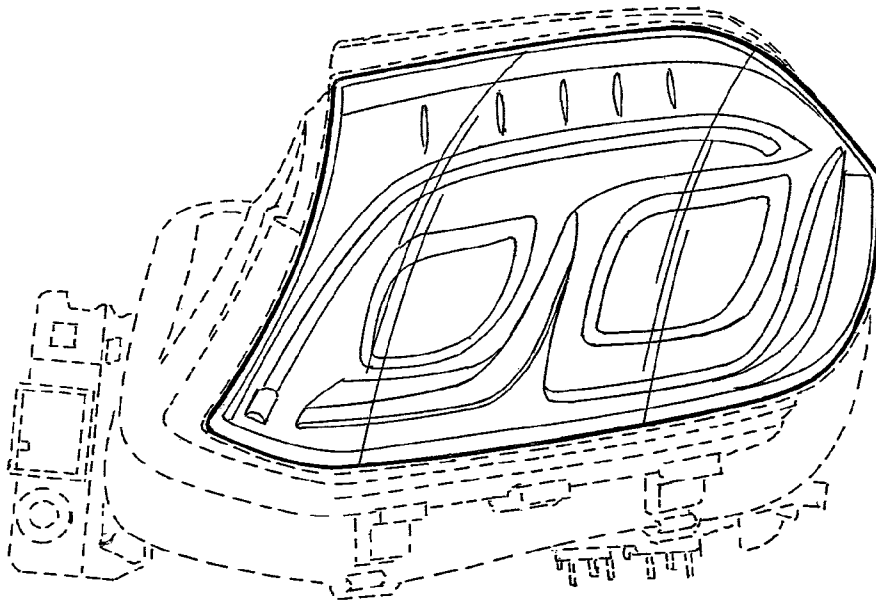


FIG. 5

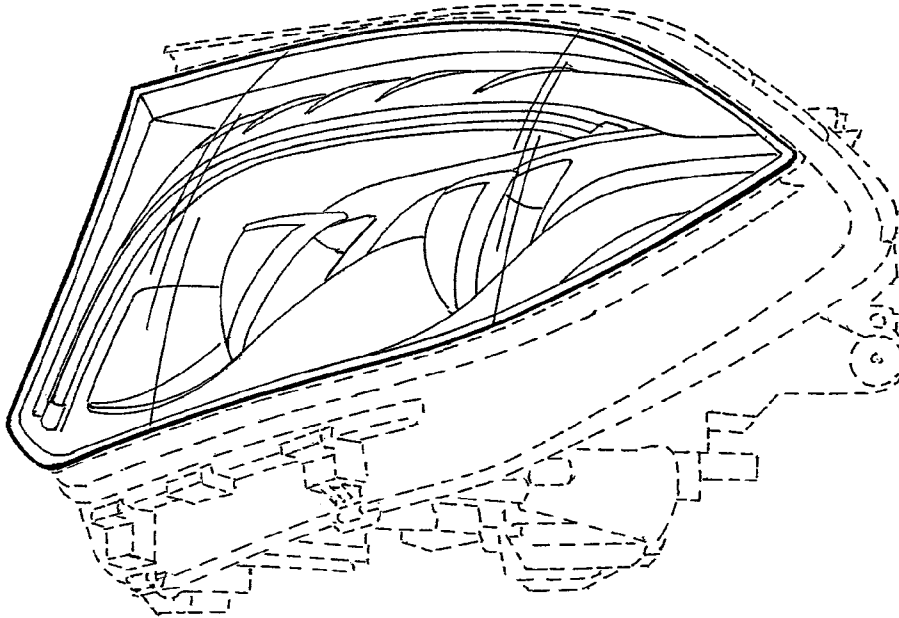


FIG. 6