



US00D729674S

(12) **United States Design Patent**  
**Behar**

(10) **Patent No.:** **US D729,674 S**

(45) **Date of Patent:** **\*\* May 19, 2015**

- (54) **ACTIVITY TRACKER CARRIER**
- (71) Applicant: **AliphCom**, San Francisco, CA (US)
- (72) Inventor: **Yves Albert Behar**, San Francisco, CA (US)
- (73) Assignee: **AliphCom**, San Francisco, CA (US)
- (\*\*) Term: **14 Years**
- (21) Appl. No.: **29/508,200**
- (22) Filed: **Nov. 4, 2014**
- (51) **LOC (10) Cl.** ..... **10-04**
- (52) **U.S. Cl.**  
USPC ..... **D10/103**
- (58) **Field of Classification Search**  
CPC ..... G08G 1/096883; G08G 1/096872;  
G08G 1/096775; G01C 21/16; G01C 21/3688;  
G01C 21/30; G01V 8/20; G01J 5/02; G01J  
5/023; G01J 5/24; G01J 5/10; G01J 5/20;  
G01J 5/0235; G01J 5/08; G01J 5/0853;  
G01J 5/33; G01J 5/34  
USPC ..... D10/103  
See application file for complete search history.

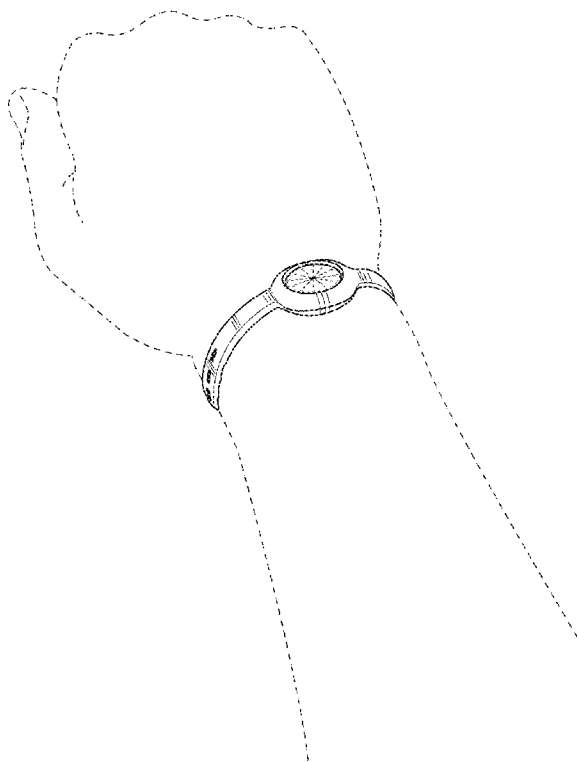
- (56) **References Cited**  
U.S. PATENT DOCUMENTS  
D566,580 S \* 4/2008 Giorgio ..... D10/32  
D718,170 S \* 11/2014 Aumiller et al. .... D11/3  
\* cited by examiner

*Primary Examiner* — Antoine D Davis  
(74) *Attorney, Agent, or Firm* — Kilpatrick Townsend & Stockton LLP

(57) **CLAIM**  
The ornamental design for an activity tracker carrier, as shown and described.

**DESCRIPTION**  
FIG. 1 is a perspective view of an activity tracker carrier showing my new design;  
FIG. 2 is an alternative perspective view of the activity tracker carrier;  
FIG. 3 is a top view thereof;  
FIG. 4 is a bottom view thereof;  
FIG. 5 is a front elevational view thereof;  
FIG. 6 is a back elevational view thereof;  
FIG. 7 is a left side elevational view thereof; and,  
FIG. 8 is a right side elevational view thereof.  
The broken line showing of a human hand and arm is included for the purpose of illustrating non-claimed subject matter and forms no part of the claimed design.

**1 Claim, 8 Drawing Sheets**



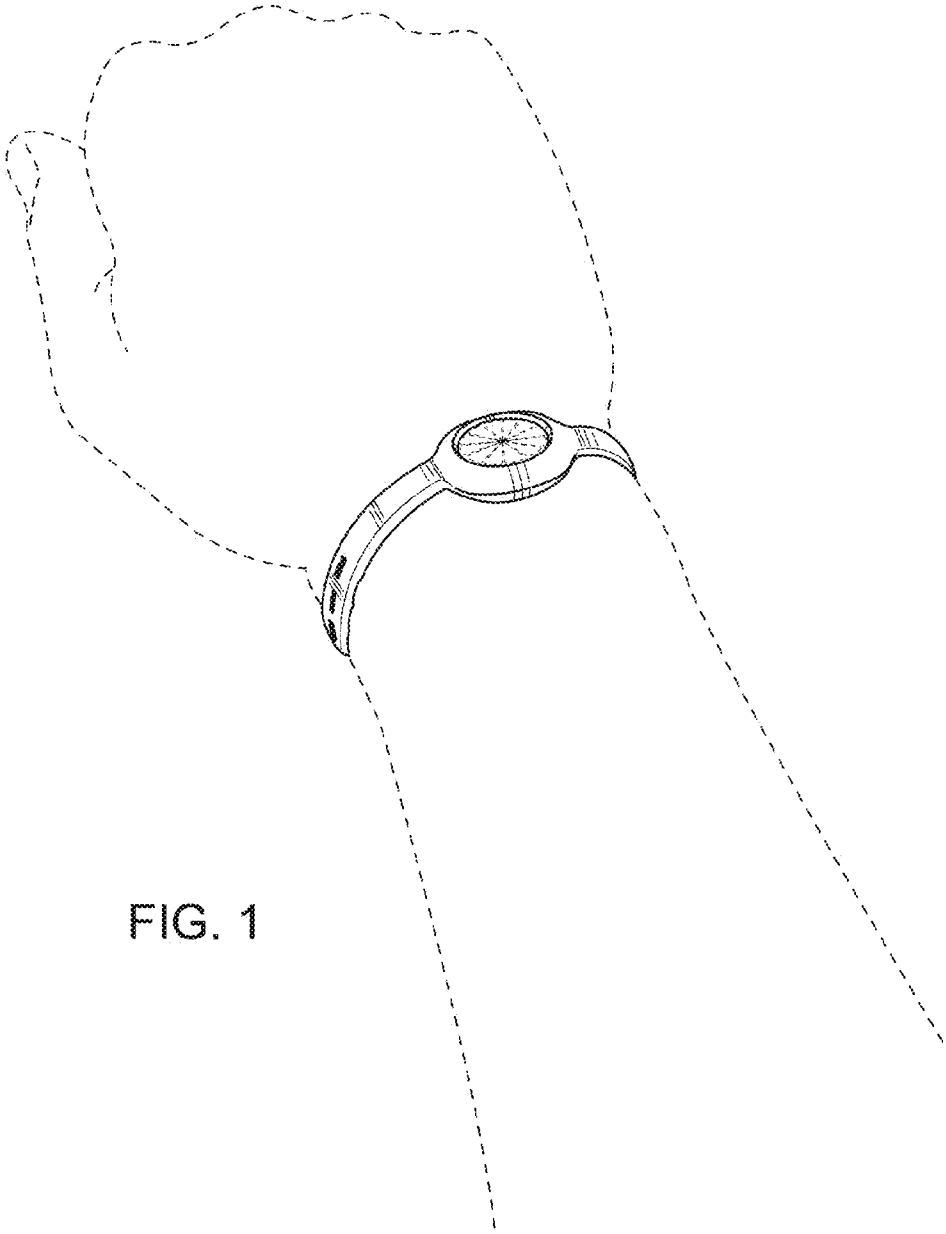


FIG. 1

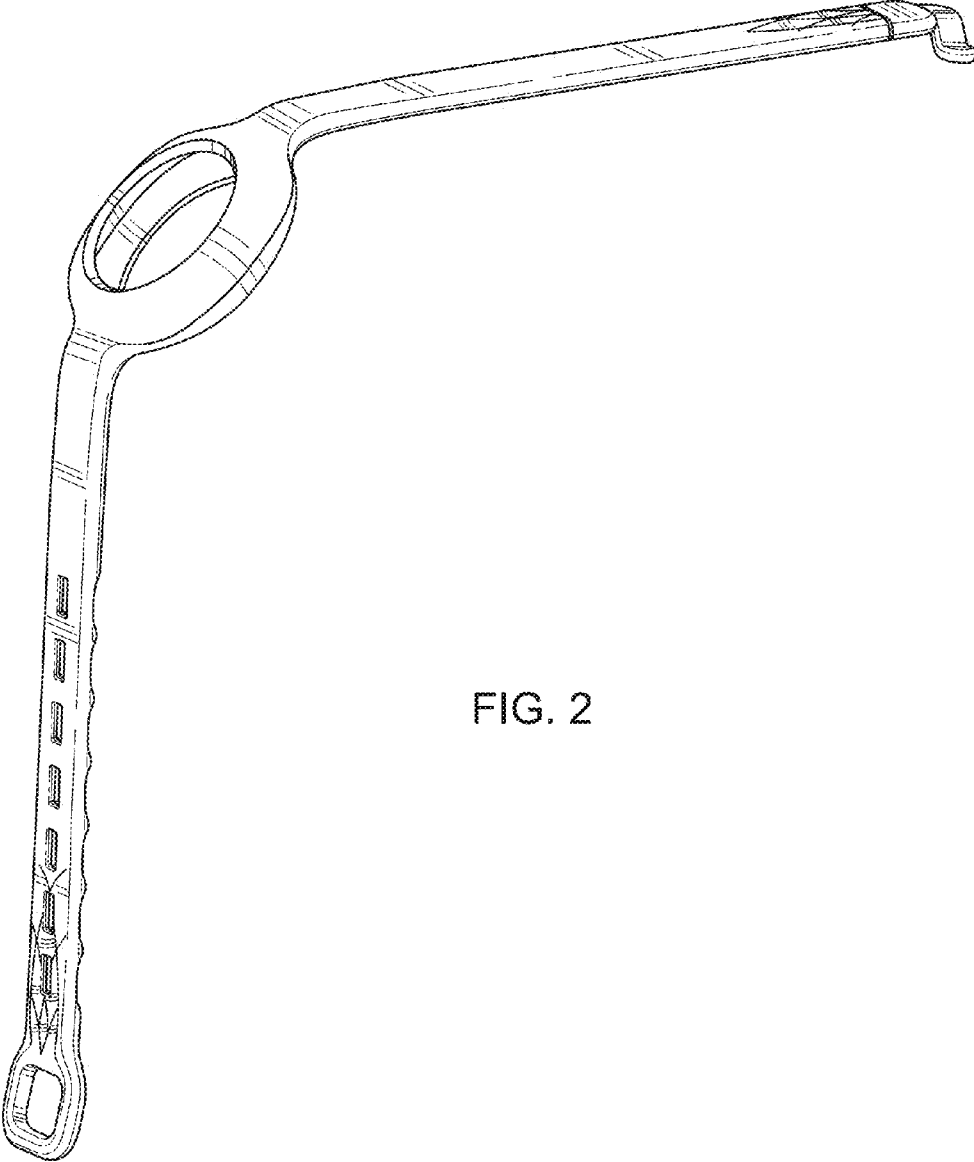


FIG. 2

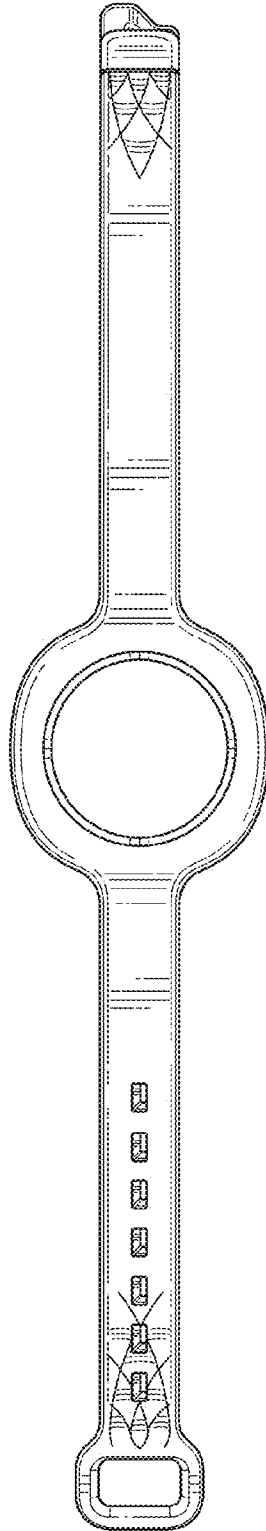


FIG. 3

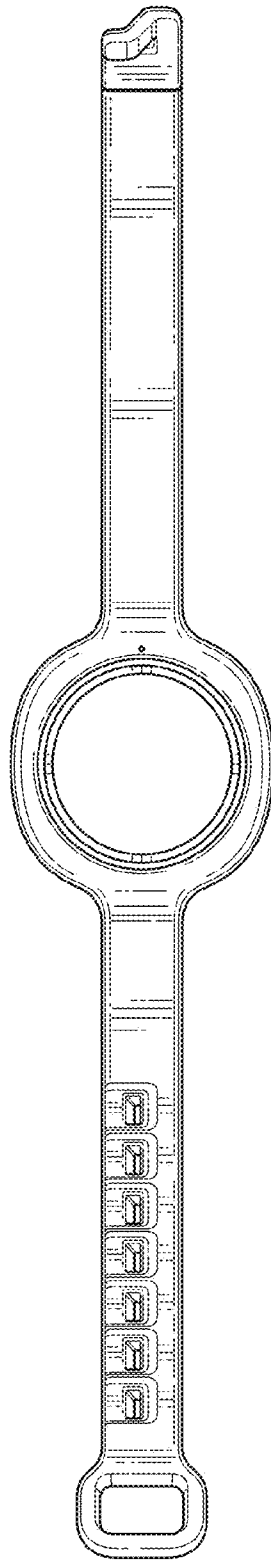


FIG. 4

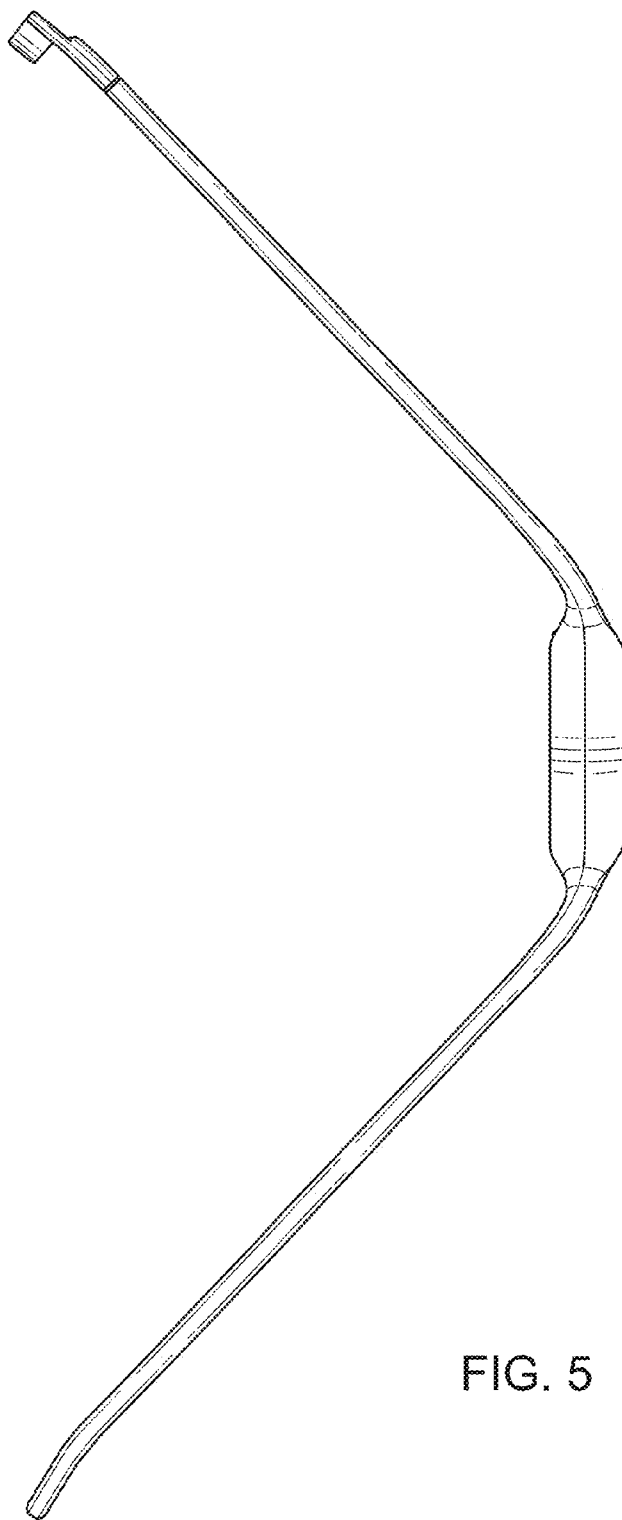


FIG. 5

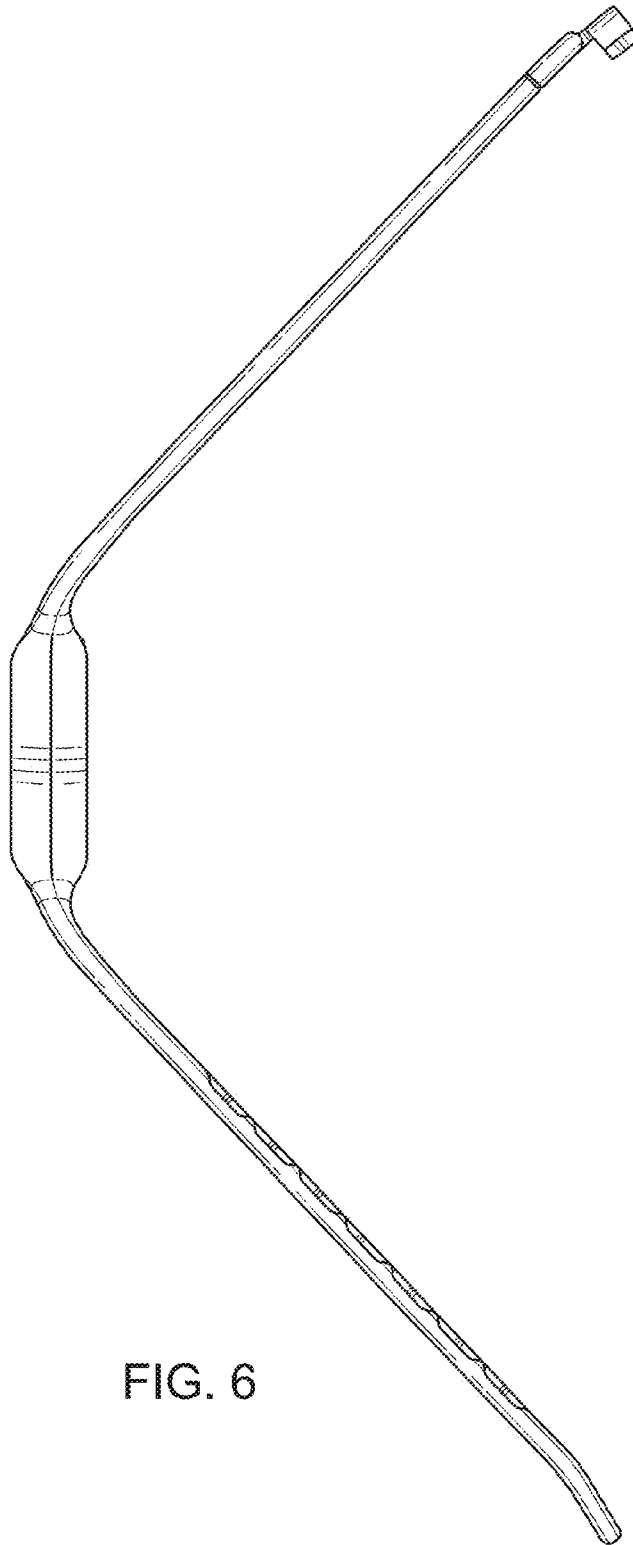


FIG. 6

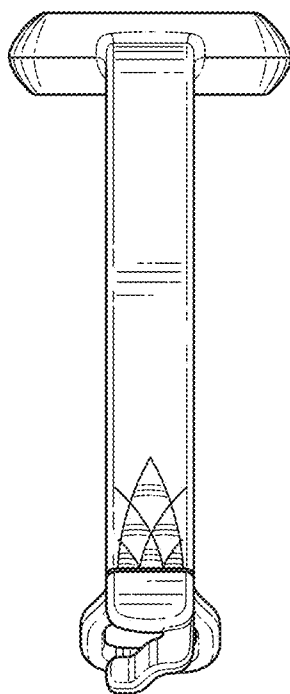


FIG. 7



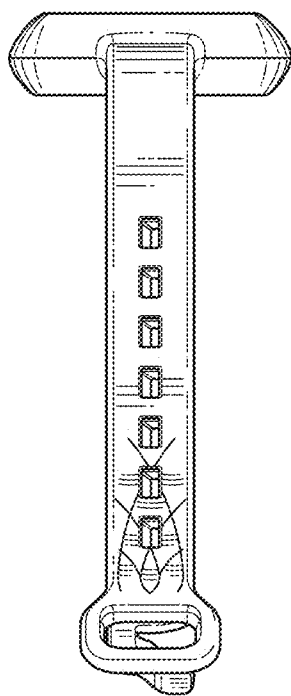


FIG. 8